

Text View

[Toolbar](#)

[Fonts](#)

[Exposing a file](#)

[Association](#)

[Problems with large fonts](#)

[Top and bottom margins](#)



Shortcut for the **File, Open** command (opens a new file).



Shortcut for the **File, Print** command (prints the loaded file).



Shortcut for the **Options, Colors** command (offers color options).



Shortcut for the **Options, Scroll bars** command (toggles scroll bars on/off).
Turning scroll bars off displays 80 characters per line.



Shortcut for the **Help, Contents** command (displays **Help**).



Displays the file starting at line 1, column 1 (the top, left corner of the document).



Displays the file beginning at column 1.



Changes the view one text window to the left until the beginning of the line is reached.



Changes the view one column to the left until the beginning of the line is reached.



Changes the view one column to the right until the end of the line is reached.



Changes the view one text window to the right until the end of the line is reached.



Changes the view far enough to the right to display the end of the longest line in the file.



Displays the file beginning at line 1.



Changes the view one text window up until line 1 is reached.



Changes the view one line up until line 1 is reached.



Changes the view one line down until the last line is reached.






Changes the view one text window down until the last line is reached.



Displays the file so that the last line is at the bottom of the text window.

Text View uses the "Fixedsys" font unless the file being loaded contains extended ASCII code graphic characters, in which case the "Terminal" font is used.

Exposing a file causes tabs, tab spaces and trailing spaces to be represented by visible characters. Exposing disables the File menu's **Print** option. The **Expose** option appears on the **Open** dialog box.

tab = 
tab space = 
trailing space = 

Text View's tab spacing is fixed at every eight character positions.

You can "associate" filename extensions with Text View. For example, the extension .TXT is usually associated with the Windows Notepad editor. This means that any time you double-click a filename with a .TXT extension in the Windows File Manager, Notepad automatically starts and loads the file you clicked. If you spend more time viewing text files than you do editing them, you may wish to associate the .TXT extension with Text View. Run the File Manager for help on associating.

Text View uses the Windows "Terminal" font so that extended ASCII code graphic characters will be displayed properly. An error can occur if you have installed "large fonts". Using large fonts causes other problems for Text View as well.

If your printer automatically adds top and bottom margins, choose: **Options, Top and bottom margins** to compensate. The setting will be saved.

