

Quiz Wizard

World Book's Quiz Wizard makes it fun to study for quizzes. The Quiz Wizard walks you through the process of creating, and then taking, quizzes that are related to what you want to learn.

Quiz Wizard lets you create and take the following types of quizzes:

- True/False
- Flash Cards
- Mathematics

When you create True/False and Flash Card quizzes, you will have the resources of World Book as you work, and this can help you verify the information as you create the questions. You can create mathematics tests to learn whether you are prepared for that quiz on Friday.

The Quiz Wizard makes creating the questions and answers as easy as typing in the questions and answers. When you create mathematics quizzes, the Wizard even calculates the correct answer for you.

The Quiz Wizard provides an Advice button that will help every step of the way, if you want it.

Click any of the following topics for more information:

[How to use Quiz Wizard](#)



[Saving your quiz \(and finding it again\)](#)

[Common questions about Quiz Wizard](#)


How to use Quiz Wizard

To start the Wizard

1. Do one of the following:

- From the Control Panel, click  and then click .
- =OR

- From the Main Menu, select Homework Wizards.

2. In the Select a Wizard window, click .
3. Click Make Quiz or Take Quiz.

Follow the Wizard prompts to create or take a quiz.

Working in Quiz Wizard

If you are creating or changing a quiz, the Quiz Wizard will walk you through a series of screens where you can enter or change your questions. The Wizard will give you advice and prompt you for input when needed. After you create your quiz, you can take it immediately.

If you are taking a quiz, the Wizard will introduce the quiz and then walk you through the questions in random order. As soon as you respond to a question, the Quiz Wizard lets you know whether your answer is correct. If your answer is correct, the Wizard will present the next question. If your answer is incorrect, you will be given another chance to answer. After you complete the quiz, the Wizard will display your score. You will also be able to review the questions and answers.


See also

[Saving your quiz \(and finding it again\)](#)

[Common questions about Quiz Wizard](#)

Saving your quiz (and finding it again)

When you make a quiz, Quiz Wizard will prompt you to name it. It is important that you remember the name of the quiz and where it is kept on your computer, in case you need to revise it. The Quiz Wizard automatically saves your changes and additions. When you see a prompt to save, you must (1) specify a name for your file, and (2) specify a directory (sometimes called a folder) for your file.

1. File name. Pick a name that you can easily remember.
2. Directory. You can save your quiz file in any directory you wish. For example, you may want to create a directory folder with your name and put all of your quiz files in it. If you do not specify a directory folder, Quiz Wizard will automatically put your quiz file in the folder where World Book is stored on your computer.
 **It's a good idea to write the name of your quiz file and the directory down.**
3. When you create and save your quiz, the Quiz Wizard automatically adds the extension of .qiz to the file name. This is the file that you will open when you want to modify your quiz.

See also

[How to use Quiz Wizard](#)

[Common questions about Quiz Wizard](#)

Common questions about Quiz Wizard

Is there a maximum number of questions in a quiz?

No. But keep in mind that when you take the quiz, you will see every question in random order. So, you will want to create only as many questions as you are willing to answer.

Can I have different types of questions in a quiz?

No. Each quiz is limited to one question type (True-False, Flashcard, etc.). To use more than one question type, create multiple quizzes.

I've seen a great animation at the end of a quiz. How do I see that again?

If you answer all the questions correctly (100%), you'll see the animation again.

See also

[How to use Quiz Wizard](#)

[Saving your quiz \(and finding it again\)](#)

