

Fish-Globe



by Webvisia LLC

User Guide

www.webvisia.com

© Copyright Webvisia LLC, 2002

All rights reserved. This manual and the programs referred to herein are copyrighted works of Webvisia LLC.

The information in this document is subject to change without notice.

Webvisia LLC accepts no liability for loss or consequential loss from misuse or any defect or failure of the programs howsoever arising.

© 2002 Webvisia LLC Fish-Globe and Fish-Globe logo are trademarks or registered trademarks of Webvisia LLC in the U.S. and/or other countries. All rights reserved.

3Com, the 3Com logo, Palm Computing and HotSync are registered trademarks, and Palm III, Palm IIIx, Palm V, the Palm III logo, the Palm IIIx logo, the Palm V logo and the Palm Computing platform logo are trademarks of Palm Computing, Inc, 3Com Corporation or its subsidiaries.

Acrobat and PDF are trademarks of Adobe. All other brands and product names may be trademarks or registered trademarks of their respective holders.

Version 1.0
October 2002
English

LICENSE AGREEMENT

*** Please read this entire agreement ***

This End-User License Agreement (the "Agreement") is a legal agreement between you ("Licensee"), the end-user, and Webvisia LLC ("Webvisia") for the use of the Fish-Globe software product ("Software").

By using this Software or any part of it, you are agreeing to be bound by the terms of this Agreement.

If you do not agree to the terms of this Agreement do not install this Software.

COPYRIGHT

Both United States copyright law and international treaty provisions protect this Software.

LICENSE AND DISTRIBUTION

The evaluation copy of this Software is free of charge. You must pay the license fee and register your copy to continue to use the Software and remove the nag screen. You're allowed to make as many copies of this evaluation version (in UNMODIFIED form) as you wish to distribute.

RESTRICTIONS

You may not nor permit anyone else to de-compile, reverse engineer, or disassemble, modify, or create derivative works based on the SOFTWARE or the documentation in whole or in part. You may not use the Software for any commercial purpose or public display, performance, sale or rental. You may not use the Software to perform any unauthorized transfer of information (e.g. transfer of files in violation of a copyright) or for any illegal purpose.

NO WARRANTIES

This software and any related documentation is provided "as is" without warranty of any kind.

Webvisia LLC specifically disclaims all warranties, expressed or implied, including but not limited to implied warranties of fitness for any particular purpose and of merchantability.

LIMITATION OF LIABILITY

In no event will Webvisia LLC be liable to you for any damages, including but not limited to any loss of data, lost profits, lost savings, commercial damage or other incidental or consequential damages arising out of the use or inability to use this program directly or indirectly, or for any claim by any other party.

Contacting Webvisia LLC

There are several ways to get in touch with us here at Webvisia LLC. E-mail is the preferred form of communication, but whatever works for you is fine. If you have any questions, commands, suggestions or compliments, please don't hesitate to contact us.

E-mail: support@webvisia.com

World Wide Web: <http://www.webvisia.com>

Reporting Bugs

If you find a bug in our software, it would be helpful if you reported the bug to us. To report a bug, please e-mail us with Bug Report Request in the subject line. In your e-mail, include the following information:

What type of PalmPilot you are using (i.e. Personal).

The software name and version number (i.e. Fish-Globe 1.0).

The error number and the exact contents of the error message.

A brief description of how we can recreate the error.


Your name and e-mail address so we can contact you when the bug is fixed.

It is best to report bugs by Email, so that the programmers have a written record of the information they need to solve the problem. As soon as we receive your Email, we will examine the problem, and fix it. Because our programmers are busy, creating software, it can take a while for them to reply, but they will release a new version of the software that fixes the bug as soon as they can.

Fish-Globe – User Guide

Welcome and Registration

Fish-Globe



Fish-Globe is an entertaining game, which features a wide variety of colored fishes plus several game levels and options to suit various tastes and abilities.

Included in this archive are the following packages:

Fish-Globe.prc - This is the software package that you need to install on your PalmPilot.

Fish-Globe.pdf - This is the Users' Manual for Fish-Globe. You are reading it right now.

System Requirements

Palm OS 3.5 or higher
234 KB free memory
Color Palm

Registering Fish-Globe

Fish-Globe is downloadable shareware. Its registered copy costs \$9.95.

The demo version is completely functional, but there are some restrictions. You can play only the first two levels in “Practice” mode and you cannot play the “Timed” game.

After purchasing the game, you will receive a registration key and there will be no restrictions.

You can purchase your software at our home site:

www.webvisia.com

or at our retailers’ web sites:

www.palmgear.com

www.handango.com

It is very important that you include your Serial number EXACTLY as it is shown in your PalmPilot (tap **Menu|Help|Registration** to see it). We use this to generate your Registration Key, so you must be precise.




Once you register, you will receive by Email a Registration Key from us. To enter the Registration Key, first tap on the Menu silkscreen button. Then, select Help, and tap Registration. Finally, enter your Registration Key on the space provided (see the above illustration).

Fish-Globe

The goal of the game is to free as many fishes as possible. You will do this by grouping three or more fishes of the same color together.

New Game

In the main applications screen of your device, tap the Fish-Globe icon. The logo screen will appear. Tap it to start the game.



The Timed Game



To play a timed game, tap the **Timed** button. Fish-Globe allows you to choose the minutes you want to play the game – you can do this by clicking the arrows. The maximum is 10 minutes.

Choose the minutes you want to play the game and tap **Start** to begin.



Choose Your Level

Fish-Globe has six difficulty levels. They differ in the number of the fishes you have to release.

Choose the level that best suits your skills and tap **Start** to play the game.



The Sound Option and the Pen Play

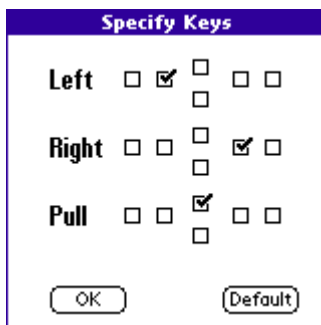
To switch on the sound of the game, go to **Menu|Options|Preferences** and check the **Enable Sound** box. Alternatively, disable the box to play the game in silence.

You can also choose how to play the game. You can use either the buttons of your device or the pen. To play the game with the pen, go to **Menu|Options|Preferences** and check the **Enable pen Play** box.



Specifying the keys

You can specify which keys of your device you want to use, while playing the game. To choose them, go to **Menu|Options|Specify keys** and check the boxes of the keys you want to use.



Play Fish-Globe

The fishes appear at the bottom of the screen in couples. Move them either with the keys or with the pen to where you want them to be released. After that click on the couple or wait for the auto release.

The fishes stack up in the play area until you free them by creating a match of three or more.



The Store

The store is in the left part of the field. It indicates how many fishes you have to release. When it empties, this shows you that you have completed the level.



Pausing the game

To pause the game, tap the Menu button.



Game Over

The game is over, when at least four columns of fishes reach the bottom of the playing field. Thus you cannot release the couples.

Also, when you play a timed game, the game is over when the time is up.



Scoring

The more fishes you free in one release, the higher your score.

To maximize your score try to create chain reactions.

To view scores go to **Menu|Game|High Score** and the following screen will appear:

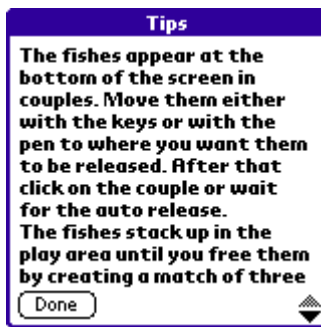
Top Scores		
Name	Score	
1. Jon	24600	7
2. Zerobase	21100	6
3. Mike	10780	7
4.		
5.		
6.		

Tap to contin

Help

Fish-Globe offers some simplified internal help. You can find there some basic information of the rules of the game and its final goal.

To view these tips go to **Menu|Help|Help**. The following screen will appear:



Tap **Done** to quit the screen.

The End

Well, that's all for now. Enjoy your time with **Fish-Globe!**

Webvisia LLC
www.webvisia.com