



The House Marker Manager ATM

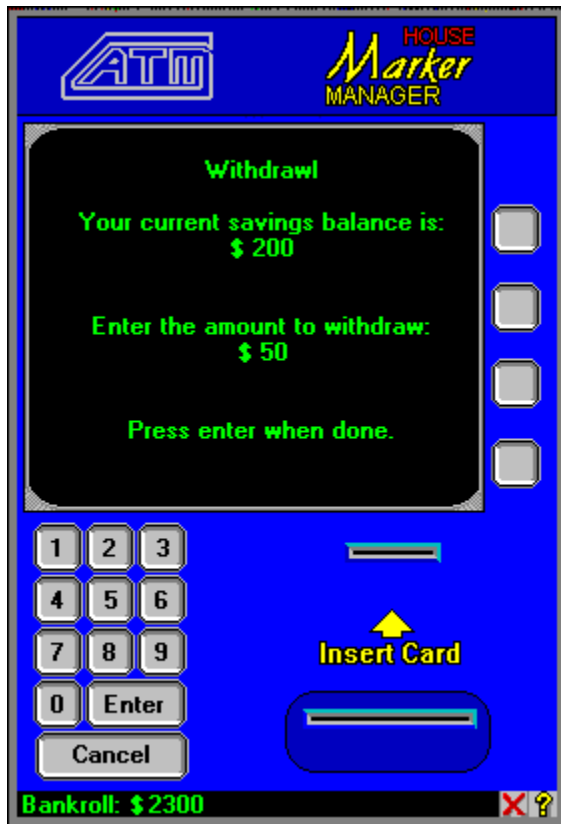
The House Marker Manager ATM provides all the banking you will need while gambling. You can put your winnings in a savings account or get instant credit when you need it.



Click on the ATM machine for more information.

Withdrawl

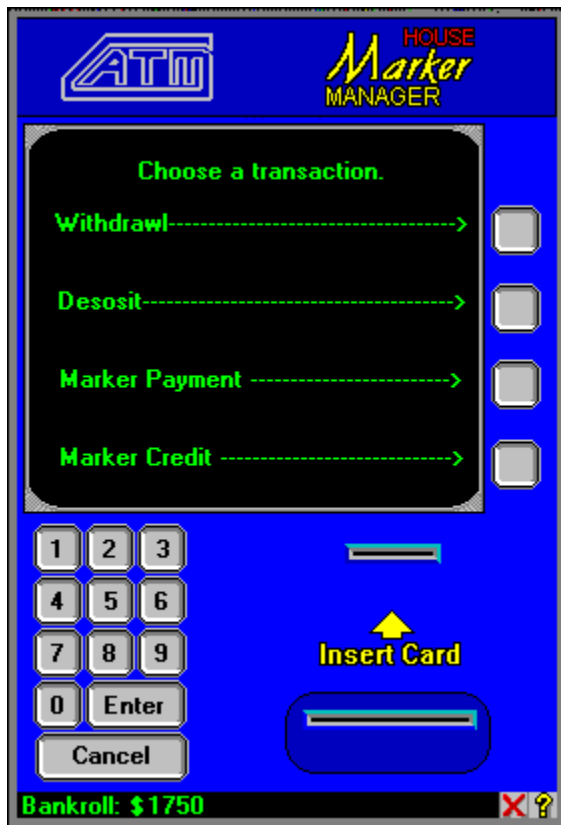
To make a withdrawal, enter the amount you wish to withdraw using the keypad. Press the enter key and the money will pop out.



Making a Deposit
Getting Credit
Paying Debts

Selecting a Transaction

Select a transaction by clicking on the appropriate action key.



[Making a Withdrawl](#)

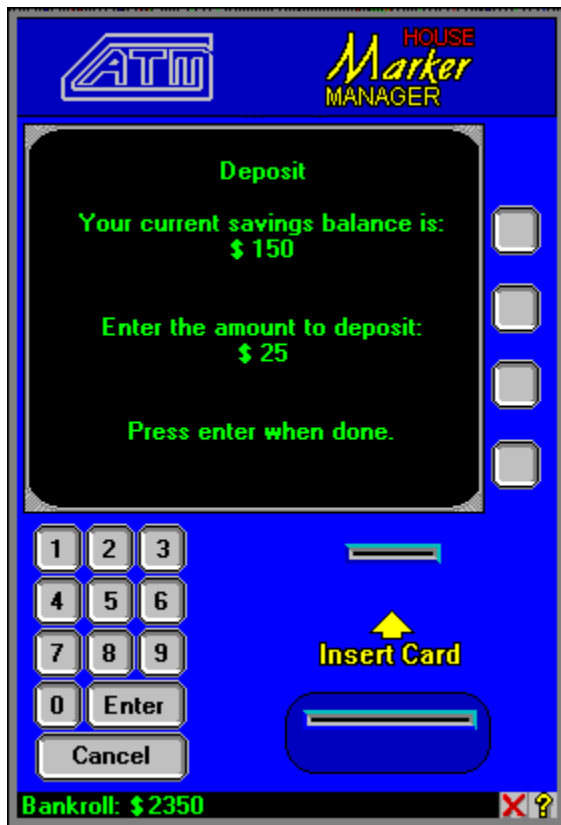
[Making a Deposit](#)

[Getting Credit](#)

[Paying Debts](#)

Making a Deposit

To make a deposit, enter the amount to deposit using the keypad and press enter.



Making a Withdrawal

Getting Credit

Paying Debts

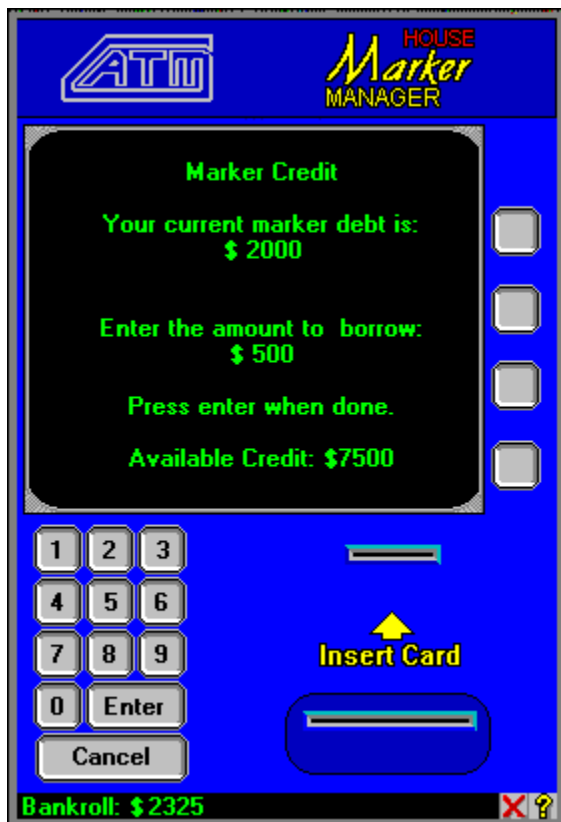
Obtaining Credit

The House Marker Manager ATM can give you up to \$10000 of instant credit. The amount credit you have available depends on how much you have in your savings account and in your bankroll. If you have less than \$10000, you can borrow the difference.

For Example:

If you have \$1000 in your savings account and \$1000 in your bankroll, your available credit is \$8000.

The amount of available credit is shown on the ATM screen.



Making a Withdrawl

Getting Credit

Paying Debts

Paying Debts

You can repay your debts by entering the amount to repay on the keypad and pressing enter. The amount of your debt is shown on the ATM screen.



[Making a Withdrawal](#)

[Making a Deposit](#)

[Getting Credit](#)

ATM Screen

The ATM screen will give you the instructions you need to choose which type of transaction you want. It also provides information on account balances and debts.

Action Keys

The Action Keys allow you to choose the type of transaction you want. When they are active an arrow on the ATM screen will point to them.

The Keypad

The keypad is used to enter money amounts for the various transactions you will perform.

Card Slot

This is the slot where your ATM card will be inserted.

Money Tray

This is where the money will come out when you make a withdrawal or get credit.

Help Button

Click this button to start this help file.

Cancel Button

Click this button to exit the ATM machine.

Bankroll

This displays your current amount of "pockey money".

