

## LEISURE SUIT LARRY III!!!!

- 01 EVE'S HOUSE
- 02 NORTH OF EVE'S HOUSE (DISNEYLAND)
- 03 MUSIC STORE
- 03 IN MUSIC STORE
- 03 MUSIC STORE - LEARN ABOUT ONKLUNK
- 03 MUSIC STORE - STRANGE MAN GOES IN
- 03 MUSIC STORE - LEARN ABOUT MESSAGE
- 03 MUSIC STORE - MORE MESSAGES
- 03 MUSIC STORE - MORE MESSAGES
- 03 MUSIC STORE - MORE MESSAGES
- 03 MUSIC STORE - MORE MESSAGES
- 04 TV STUDIO - OUTSIDE
- 04 TV STUDIO - RECEPTION AREA
- 04 TV STUDIO - GREEN ROOM
- 04 TV STUDIO - DATING GAME
- 04 TV STUDIO - LOTTERY GAME
- 05 HOLLYWOOD HILLS
- 06 ALLEY
- 07 QUICKIE MART - OUTSIDE
- 07 QUICKIE MART - INSIDE
- 08 SWABS DRUGS - OUTSIDE
- 08 SWABS DRUGS - INSIDE
- 09 SORRY DOG SALOON
- 10 BARBERSHOP - OUTSIDE
- 10 BARBERSHOP - INSIDE
- 11 DOCK AREA
- 11 DOCK AREA - SHIP
- 11 DOCK AREA -SHIP & MSG
- 12 UNIVERSAL STUDIOS
- 13 PARK & HI-RISES
- 14 CLOTHING STORE -OUTSIDE
- 14 CLOTHING STORE -INSIDE
- 15 BESIDE SORRY DOG BAR
- 16 OLD BROWN DERBY

### MAP

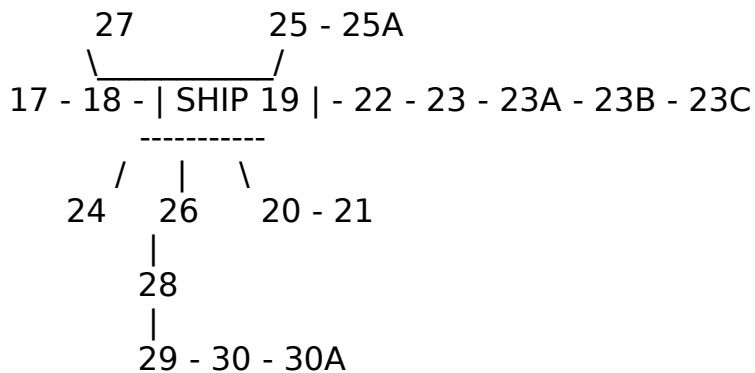
04 - 05 - 06 - 07  
| | | |  
03 - 14 - 16 - 08  
| | | |  
02 - 13 - 15 - 09  
| | /  
01 - 12 - 10 - 11

### BOAT CRUISE:

- 17 LADDER TO SHIP
- 18 DREAM OF GIRL

- 19 LAYOUT OF SHIP
- 20 IN CABIN
- 21 IN LADY'S CABIN
- 22 AT POOL
- 23 DIVE AT POOL
- 23A LADY AT POOL
- 23B HELICOPTER
- 23C LAZERED !
- 24 BARBERSHOP
- 25 IN BAR
- 25A KGB TORTURE
- 26 AT LIFEBOAT
- 27 BRIDGE OF SHIP
- 28 LIFEBOATS LOWERING
- 29 IN LIFEBOAT
- 30 ON BEACH
- 30A ON BEACH - MESSAGE

MAP

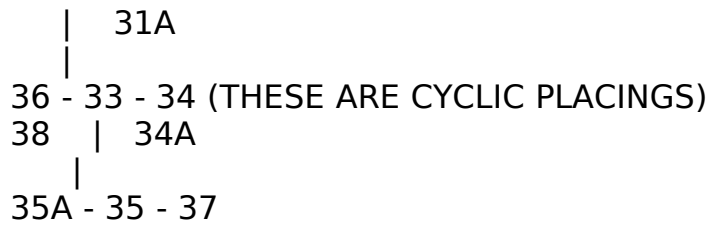


ISLAND:

- 30B ON BEACH (FROM LIFEBOAT)
- 31 KGB BEACH AREA
- 31A KGB AREA TRAVERSED
- 32 NUDE BEACH
- 33 JUNGLE AREA
- 34 RESTAURANT (EMPTY)
- 34A RESTAURANT (FULL)
- 35 GUEST ROOM
- 35A GUEST ROOM WITH MAID MADE!
- 36 BARBERSHOP
- 37 GUEST ROOM (IN BIKINI)
- 38 BARBERSHOP (BODYWAX)
- 39 AT CLIFFS
- 40 AT AIRPORT (IN BIKINI)

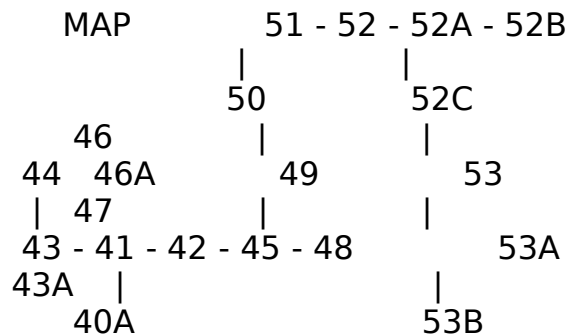
MAP

32 - 30B - 31 - 39 - 40



AIRPORT AREA:

- 40A AIRPORT ENTRANCE
- 41 AIRPORT LOBBY (TICKETS)
- 42 CUSTOMS AREA
- 43 WAITING ROOM
- 43A WAITING ROOM & KGB GIRL
- 44 AIRPORT BARBERSHOP
- 45 LUGGAGE AREA
- 46 BOMB FANTASY
- 46A BOMB GOES 'BOOM'
- 47 TICKET AGENT
- 48 INSURANCE AREA
- 49 ON WALKWAY
- 50 AT GATE NUMBER 1
- 51 PASSAGE TO PLANE
- 52 AIRPLANE FRONT
- 52A AIRPLANE MIDDLE
- 52B AIRPLANE TAIL
- 52C AIRPLANE TAIL & EXIT
- 53 JUMP FROM PLANE
- 53A OPEN PARACHUTE
- 53B ISLAND IN SIGHT

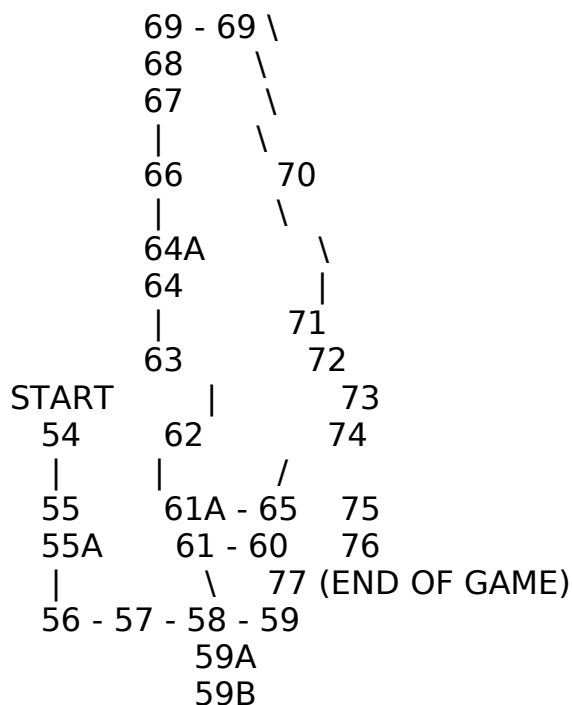


FINAL ISLAND:

- 54 IN TREE
- 55 ON JUNGLE GROUND
- 55A MESSAGE
- 56 BOA CONSTRICTOR
- 57 SWAMP WITH MONKEY
- 58 BEYOND SWAMP (RIVER)
- 59 SANDY BEACH
- 59A GIRL (YOUR TRUE LOVE)

- 59B GIRL AND CUPID
- 60 VILLAGE
- 61 VILLAGE CLAN
- 61A VILLAGE, CHIEF, PEESEA
- 62 WITH CHIEF AT CHASM
- 63 AFTER CHASM
- 64 AT GLACIER
- 64A COILS AT GLACIER
- 65 VILLAGE WITCH DOCTOR HUT
- 66 BASALT CLIFF
- 67 AT VOLCANO CRATER
- 68 CREATED BOMB READY
- 69 OPEN ELEVATOR
- 70 IN ELEVATOR SHAFT
- 71 IN FORTRESS
- 72 TRIUMPHANT CARRY OUT BY GIRLS
- 73 RESCUE HELICOPTER COMES
- 74 RE-UNITED WITH TRUE LOVE!
- 75 WEDDING
- 76 CONGRATULATIONS
- 77 HONEYMOON & END OF ADVENTURE!!

MAP



- LEISURE SUIT LARRY II HINTS IN LA (\* ITEMS ARE AUTOMATIC):
1. GET DOLLAR                    IN EVE'S GARAGE
  2. LOOK THROUGH HOLE IN FENCE    RIGHT OF QUICKIE MART
  3. BUY LOTTERY TICKET            IN QUICKIE MART
  4. SHOW WINNING TICKET          RECEPTIONIST IN TV STATION
  5. SIT IN GREEN ROOM             SIT ON BENCH AND WAIT



- 12. CROSS BEACH 'KGB' BEACH
- 13. WEAR SUIT AT FAR END OF CLIFF

LEISURE SUIT LARRY II HINTS AT AIRPORT

- 1. THROW FLOWER AT AIRPORT NEAR 'KGB' IN ROBES
- 2. SIT (HAIRCUT & REJUVENATOR) AIRPORT BARBERSHOP
- 3. LOOK AT WOMAN AIRPORT BARBERSHOP
- 4. SHOW PASSPORT CUSTOMS
- 5. GET SUITCASE (11TH ONE) BEYOND CUSTOMS AREA
- 6. \* CARRY BOMB FROM LUGGAGE AREA TO AIRPORT LOBBY
- 7. BUY TICKET AIRPORT LOBBY - TICKET AREA
- 8. BUY SPECIAL & GET PIN WALKWAY AREA
- 9. BUY INSURANCE WALKWAY AREA - LEFT MACHINE
- 10. GET PAMPHLET AT GATE NUMBER 1
- 11. SHOW TICKET AT GATE NUMBER 1
- 12. GET BAG (AIRSICK BAG) AT YOUR SEAT IN PLANE
- 13. GIVE PAMPHLET TO MAN AT YOUR SEAT IN PANE
- 14. WEAR PARACHUTE AT TAIL OF PLANE
- 15. PICK LOCK (PIN) AT TAIL OF PLANE
- 16. TURN HANDLE & OPEN DOOR AT TAIL OF PLANE

LEISURE SUIT LARRY II HINTS ON ISLAND:

- 1. USE KNIFE IN TREE ON ISLAND
- 2. GET STICK NEAR LANDING AREA ON ISLAND
- 3. CRAWL UNDER BUSH NEAR LANDING AREA ON ISLAND
- 4. USE STICK (WHEN BOA ATTACKS) UNDERNEATH BOA CONSTRICTOR
- 5. GET THROUGH SWAMP SWAMP
- 6. SWING ON VINE ,RELEASE VINE AT RIVER CROSSING
- 7. GET VINE AFTER RIVER CROSSING
- 8. \* SCENE ON BEACH ON BEACH, ETCETERAS
- 9. \* SCENE IN VILLAGE AT VILLAGE (END UP AT CHASM)
- 10. GET ASHES BACK TO VILLAGE
- 11. GET SAND BACK TO BEACH
- 12. USE VINE AT CHASM
- 13. USE ASHES GLACIER
- 14. PUT BAG IN REJUVENATOR AT CREVICE IN VOLCANO TOP
- 15. LIGHT BAG WITH MATCHES AT CREVICE IN VOLCANO TOP
- 16. THROW REJUVENATOR AT CREVICE IN VOLCANO TOP
- 17. ENTER THE ELEVATOR OPENING IN FORTRESS... WATCH THE SHOW NOW!