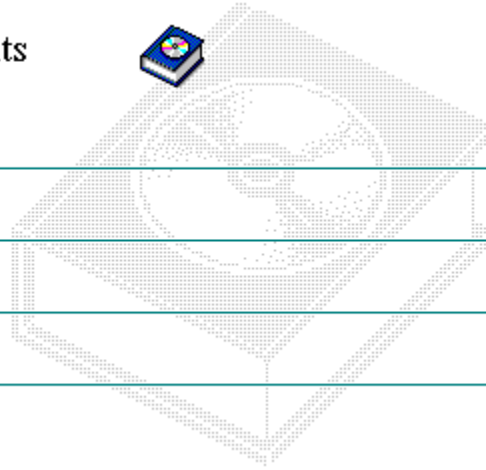


## HyperGuide Contents

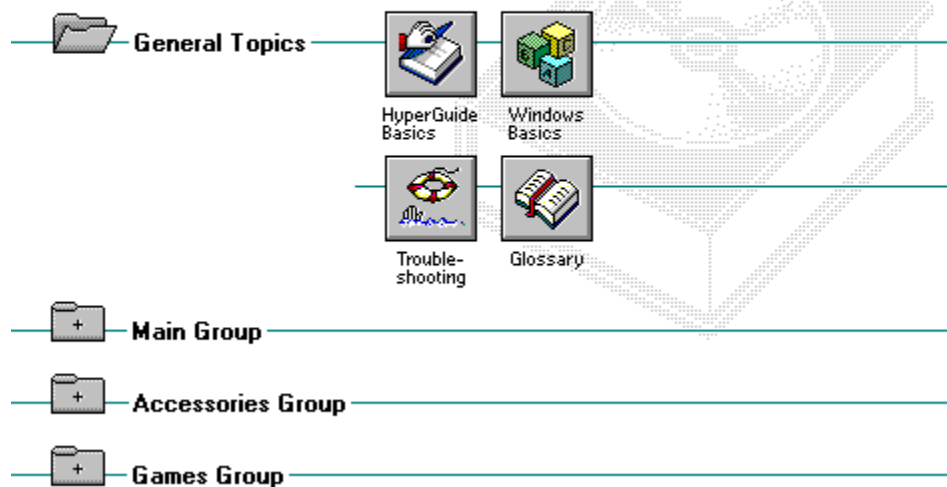
Click a folder.

-  **General Topics**
-  **Main Group**
-  **Accessories Group**
-  **Games Group**



# HyperGuide Contents

Click a button or folder.



# HyperGuide Contents

Click a button or folder.



**General Topics**



**Main Group**



File  
Manager



Control  
Panel



Print  
Manager



Clipboard



Windows  
Setup



Program  
Manager



Task List



**Accessories Group**



**Games Group**

# HyperGuide Contents

Click a button or folder.



**General Topics**



**Main Group**



**Accessories Group**



Write



Paintbrush



Terminal



Notepad



Recorder



Cardfile



Calendar



Calculator



Alarm  
Clock



PIF Editor



Media  
Player



Sound  
Recorder



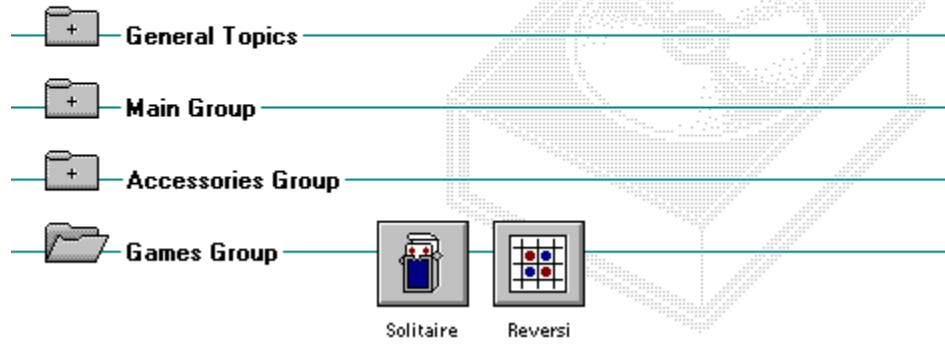
Music Box



**Games Group**

# HyperGuide Contents

Click a button or folder.



The image shows a menu titled "HyperGuide Contents" with a sub-instruction "Click a button or folder." The menu is presented as a list of items, each with a horizontal line extending to the right. The items are:

- General Topics**: Represented by a folder icon with a plus sign.
- Main Group**: Represented by a folder icon with a plus sign.
- Accessories Group**: Represented by a folder icon with a plus sign.
- Games Group**: Represented by a folder icon with a plus sign. Below this label are two game icons:
  - Solitaire**: An icon of a blue and white card deck.
  - Reversi**: An icon of a 4x4 board game with red and blue pieces.

In the background, there is a large, semi-transparent, dotted graphic of a computer monitor displaying a game interface, with a small icon of a CD-ROM or floppy disk floating above it.



