

Contents

Welcome to Pentam Help. Version 1.0

Select a topic below. You can return to this page by selecting the **Contents** button on the button bar.

[Playing Pentam](#)

[Players](#)

[Rolling the Dice](#)

[Scoring](#)

[Scorecard Choices](#)

[Picking the Dice](#)

[High Scores](#)

[Sound](#)

Playing Pentam



Pentam is a game of dice. It is played by taking 13 turns at rolling 5 dice and scoring the results on a scorecard. The scores are totaled and the winner is the one with the highest score.

You start the game by rolling the dice. To start a new game select **Game** from the main menu and choose **New** or type **F2**.



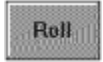
Next Players

Players

Up to four players can compete. To change the number of players select **Players** on the main menu. Select the number of players (1-4) by clicking your choice with the left mouse button. Enter the player names by using the **tab** key to move from player to player. The player names can be changed at anytime during the game.

Next [Rolling the Dice](#)

Rolling the Dice



On each turn you have 3 rolls of the dice. To roll the dice click on the roll button. To roll again first select the die you wish to roll by clicking it then click the roll button.

You don't have to roll the dice 3 times. If you are happy with a score you may select it instead.

Next Picking the Dice

Picking the Dice



You may roll any or all of the dice over on your second and third roll. To roll a die over click it with the left mouse button. The die will disappear as if being picked up. After your third roll you must select a scoring button.

Next Scoring

Scoring Points




You may score points after any roll of the dice. Your scoring choices will appear as numbered buttons on the scorecard under your name. To pick a score click it with the left mouse button. If you roll any of the dice over the points will change according to the dice shown.

Next Scorecard

Scorecard Choices

The Scorecard contains 13 different scoring lines. On each turn you must pick one of the 13 scoring options until the scorecard is completed.



At the top are six lines for scoring the six digits of the dice (1 through 6). If a **ones** die is visible one point will be added to the **ones** score. If a **twos** die is showing two points will be added to the **twos** score and so on.

	18
Top Total	60
60 Bonus	35

If the total points on the top half of the scorecard reach 60 you score the **60 Bonus** of 35 points.

At the bottom of the scorecard are 7 scoring lines with the following values

3 of a Kind	- 3 of same die	- total of dice
4 of a Kind	- 4 of same die	- total of dice
Full House	- 2 & 3 of a kind	- 25 points
Small Straight	- four in a row	- 30 points.
Large Straight	- five in a row	- 40 points.
Pentam	- 5 of same die	- 50 points
Remains	- any combination	- total of dice

Next High Scores

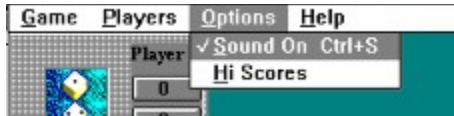
High Scores

The top ten scores are automatically saved at the end of play. They can be viewed by selecting **Options** and then **Hi Scores** from the main menu.

If you score in the top 10 the **Top 10 Table** will appear, giving you the chance to change the saved name. If you want to clear the **Top 10 Table** delete the **PENTAM.DAT** file. A new **Top 10 Table** will automatically be created.

Next Sound

Sound



To turn the sound option on select the **Options** menu item and click **Sound On** or type Ctrl+S. A **check** mark will appear next to the **Sound On** option. To turn it off select it again and the check mark will disappear.

When you quit **Pentam** this option is saved along with the high scores.

