

WPI-CS-TR-10-#11

May 2010

**Can we insist students reach proficiency on homework?
Yes!**

**Prabodha R. Pradhan, Muhammad Saleem, Ravi Singh,
Cristina Heffernan, Neil T. Heffernan, Matthew Dailey
Christine O'Connor, Courtney Mulcahy**

**Computer Science
Technical Report
Series**



WORCESTER POLYTECHNIC INSTITUTE

Computer Science Department
100 Institute Road, Worcester, Massachusetts 01609-2280

Abstract

This study involved a comparison between the conditions of Mastery Mode against Non-Mastery. In the Mastery Mode, selected problems were mastery problems. A student, who got an incorrect answer, went into the Mastery Mode in which he/she had to get three consecutive problems correct testing the same skill. Although this process took long, it forced the student to master the subject matter. In the Non-Mastery Mode, the students were given two chances for each problem while no tutoring was provided. It was observed through the results that there was a significant difference between the Mastery Mode and Non-Mastery with the p-value of 0.003. The effect of the study was towards the mastery mode and students learned significantly more in this condition with an effect size of 0.52. The implication of this experiment is that mastery learning is an efficient technique which can be incorporated in homework to make students put effort in learning the content at different time intervals, thus, increasing the overall learning gain.

Introduction

America is constantly searching for innovations that will drastically increase learning in students. The idea of mastery learning is at least 70 years old (Davis & Sorrell, 1995). Bloom studied and found positive results on the effectiveness of mastery learning. In Blooms' studies, students kept working on a topic until they reached some threshold. The results of the experiment were positive with mastery learning showing significant effect in the learning of students. Many computer systems are already available which provide some type of mastery learning (Corbett and Anderson, 1995, Koedinger, K. R., Anderson, J. R., Hadley, W. H., & Mark, M. A.)

The state of Maine runs a laptop program which leases laptop to all the middle school students in the state. The program started in 2001 and has been running ever since. Silvernail & Buffington ran a study to see the impact of laptop use in the NAEP scores of the students between 2002 and 2009. While NAEP scores have risen 10 points from 2000-2009 across the nation, NAEP scores in Maine have only gone up by 5 points. The report states that only half of the mathematics teachers self-reported that they were using their laptops for instruction when Silvernail and Buffington began their study (their study was one in which teachers were given 210 hours of professional development in using the laptops to help math classes).

It should be pointed out that the state bought the hardware but did not buy any math educational software. Suppose students across Maine got computer supported homework, would it be good to add a mastery component or is such drill and kill work not likely to lead to more learning? That is an issue we are trying to investigate in this study.

Currently there is a good deal of literature that is skeptical of the value of education based on computers. Congress mandated a large study conducted by RAND (Devin, 2004) to see if a handful of math and reading computer products produced real learning results as measured by state tests scores. It was a high quality evaluation that cost millions of dollars. It had random assignment of interventions to schools, and was well powered enough to detect small effects but did not find any conclusive result. In another study RAND (McArthur & Stasz, 1990) analyzed the impact of another computer tutor and found a reliable negative effect for the condition with the cognitive tutor. Are these pieces of software really all that useful? It could be said that in both studies they reported that the teachers did not use them as much as the experiment expected them to use, so maybe that explains the results.

So what should the governor of Maine do? Stop the expensive laptop program? Or invest in good technology that the math teachers can use to supplement their teaching? We are not sure, but we wanted to ask a more limited question. Assuming a teacher assigned homework on the computer, would students learn more if they were forced to master the topics?

There is a good deal of skepticism about homework. In a TIME Magazine article, “The Myth about Homework”, Claudia Wallis concludes that “more homework brings diminishing returns” and that it does not improve academic achievement. Alfie Kohn, a widely known writer for human behavior and parenting, shares a similar viewpoint in his book The Homework Myth in which he questions the benefits of overloading the students with homework.

In “The End of Homework: How Homework Disrupts families, Overburdens Children, and Limits Learning” Kralovec and Buell (2000) argue that homework has very limited benefits and are skeptical about overburdening students, who already have a lot of work, with repetitive busy work. In “The Case against Homework: How Homework Is Hurting Our Children and What We Can Do About It” (Bennett & Kalish, 2007) the authors argue that there is no evidence that homework helps elementary school students achieve academic success and little evidence that it helps older students.

A meta-analysis by Cooper, Robinson & Patall (2006) found a mild effect of homework, but report that there can be diminishing positive effect. Could Mastery Learning on computers be just the sort of reparative activity that might show such effects?

In this experiment we try to investigate if such repetitive learning method will have positive effect in learning or will it result in negative learning.

The ASSISTment System

The ASSISTment System is a web-based tutoring system, capable of offering instructions to students while providing detailed evaluations of their performance to teachers. The system integrates assistance and assessment methods to efficiently tutor students in mathematics and is being used by several middle school and high school teachers throughout Massachusetts. Teachers may use this system as part of their coursework to assist students in learning while also obtaining detailed reports on class performance or on individual students. Teachers may then identify difficulties students may be facing to tailor their instructions to be more effective. The system is free to use and is supported from grants from the U.S. Department of Education and the National Science Foundation.

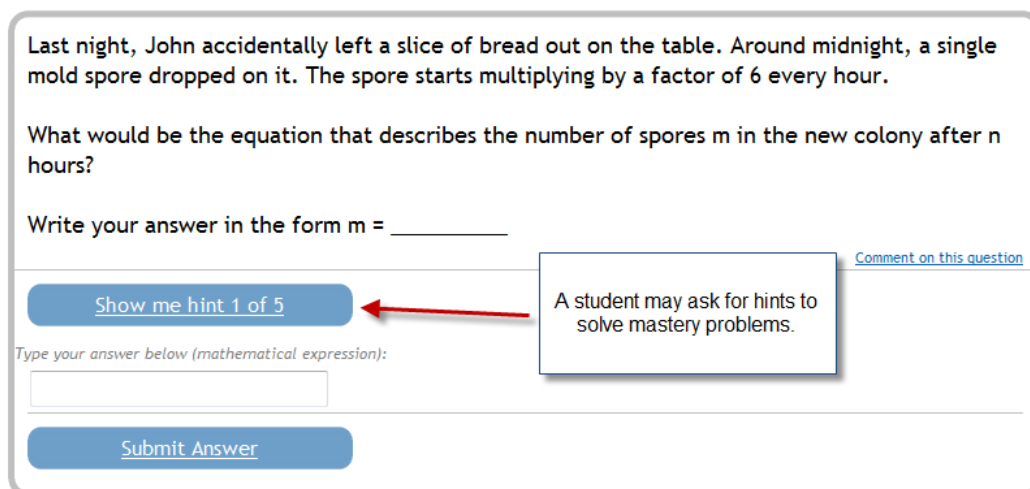
One of the primary design goals of the system is to efficiently tutor students using the process of formative assessment. Influenced by earlier systems such as Cognitive Tutors (Anderson et al. 1995), the www.ASSISTment.org System tutors students as they are progressing through an assignment on problems they get wrong. This process of providing feedback and changing tutoring methods without the teacher having to intervene aims towards improving the effectiveness of student learning time. The tool is available online and schools can access it for free. A study conducted in 2009 by Razzaq et al showed that students were reliably learning through the system. A second study (Koedigner, McLaughlin, and Heffernan, in press) showed in

a quasi-experimental design that students assigned to the ASSISTments condition had higher gains on their state tests, but the sample had only 4 schools in total.

Various tutoring methods are available within the system for assisting students learning. One of these methods is to give hints to students which may provide general ideas of how to approach the problem or may provide a key step needed for the problem. Another method called tutored problem solving breaks a harder problem into simpler ones, each of which can be viewed as a step needed to solve the original problem. Usually, a combination of both these methods is used. Usually, when a student answers the initial problem incorrectly, the system breaks the problem down into individual steps, and asks the student to answer each step. Hints are provided to assure the student can eventually answer these steps and that he/she does not become stuck.

Figure 2 demonstrates this and shows the use of tutoring that involves basic algebra and the properties of supplementary angles.

Another form of tutoring used for the purpose of this experiment is the Mastery Learning method of instruction. In this method, a student must show mastery on questions of a given skill before proceeding. To do this, they must correctly answer a given number of consecutive questions correctly on their first attempt without asking for help. We refer to this specific number of questions as the mastery limit and remark that it is set by the teacher on each assignment. The problems presented to the student are designed to be one on skill, similar to each other and are referred to as morphs of one another. For each of these problems within the Mastery Learning method, different forms of tutoring such as hints or tutored problem solving can be used to tutor the student on the problem. *Figure 1* shows an example of a problem in a Mastery Learning assignment. If a student is not able to answer the problem shown in *Figure 1* without the help of any hints, another problem is given that focuses on the same skill. *Figure 3* shows an example of a morph of the problem shown in *Figure 1*. A student will keep receiving morphs of the problem until the student can demonstrate competency in the skill being tested on by answering the Mastery Limit number of problems correctly.



Last night, John accidentally left a slice of bread out on the table. Around midnight, a single mold spore dropped on it. The spore starts multiplying by a factor of 6 every hour.

What would be the equation that describes the number of spores m in the new colony after n hours?

Write your answer in the form $m = \underline{\hspace{2cm}}$

[Show me hint 1 of 5](#) [Comment on this question](#)

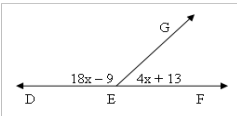
Type your answer below (mathematical expression):

[Submit Answer](#)

A student may ask for hints to solve mastery problems.

Figure 1: A problem with five hints focusing on growth factors in exponential equations. A student does not receive a hint until they ask for one.

Find the measure of angle DEG.



A question based on the properties of supplementary angles

[Comment on this question](#)

Break this problem into steps

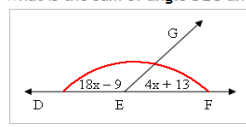
Type your answer below (mathematical expression):

Submit Answer

Student answers incorrectly

✗ Sorry, that is incorrect. Let's move on and figure out why!

What is the sum of angle DEG and GEF?



A simpler question that addresses the properties of supplementary angles directly.

[Comment on this question](#)

Angle DEG and GEF for a linear pair, or are supplementary. By definition, a linear pair adds up to **180 degrees**.

[Comment on this hint](#)

A hint

Select one:

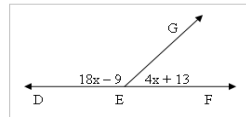
- 360 degrees
- 45 degrees
- 90 degrees
- 180 degrees

Submit Answer

Student answers correctly and moves on.

✓ Correct!

So if the sum of angle DEG and angle GEF is 180, what is the value of x?



Slowly building towards the original problem.

[Comment on this question](#)

Show me hint 1 of 3

Type your answer below (mathematical expression):

Submit Answer

The student is presented with the original problem after he/she is done with this question.

Figure 2: Tutoring mode showing tutored problem solving with hints on each sub-problem.

Last night, John accidentally left a slice of bread out on the table. Around midnight, a single mold spore dropped on it. The spore starts multiplying by a factor of 5 every hour.

What would be the equation that describes the number of spores m in the new colony after n hours?

Write your answer in the form $m =$ _____

[Show me hint 1 of 5](#)

Type your answer below (mathematical expression):

[Submit Answer](#)

[Comment on this question](#)

A morph of the previous question presented.

Figure 3: A morph of the problem shown in Figure 2.

Experiment

This experiment focuses on analyzing the effectiveness of homework assigned to students following the guidelines of the concept of Mastery Learning over Regular homework. The control group consisted of students participating in Non-Mastery Mode condition, which represents Regular homework. The students in Non-Mastery Mode condition also did their homework online in the ASSISTments system, but did not receive any form of feedback.

Setting and Participants

The experiment was conducted on students in Eighth grade classes. The entire study was conducted using Web-based assignments through the ASSISTments system. Students were given homework assignments and later a posttest to measure their learning from the homework problems. The web-based homework assignments were completed by students at home using their home computers, while the students used computers present in classrooms for their posttest. The study comprised three classes which had a total number of 128 students. Each class contained a mix of below-average, average and above average students.

Page 24 #1a ← Problem referencing question from CMP-Growing Growing

Enter what would go in the blank for $b =$ _____

[Break this problem into steps](#)

Type your answer below (mathematical expression):

 ← Student answers incorrectly

[Submit Answer](#)

✗ Sorry, that is incorrect. Let's move on and figure out why!

Try again.

[Break this problem into steps](#)

Second chance to find the right solution.

Type your answer below (mathematical expression):

[Submit Answer](#)

✗ Sorry, that is incorrect. Let's move on and figure out why!

The equation is $b = 4^n$

Select one:

OK

[Submit Answer](#)

Correct answer shown to student after second incorrect attempt.

✓ Correct!

You are done with this problem!

[Go to next problem](#)

Figure 4: A problem that references the CMP-Growing Growing book.

Content

The content consisted of questions that tested the understanding of linear and exponential growth rates. The content for the primary problems used for this experiment was extracted from the textbook of the Connected Mathematics Project (CMP) curriculum-CMP Growing Growing Growing. The remaining problems consisted of morphs of problems from the textbook. Examples of original problem and morphs of the problems can be found in the Appendix. All the problems used in this experiment that are assigned as a part of the regular homework are problems recommended by the CMP curriculum. According to Cain (2002), CMP students performed significantly better in state level standardized tests than non-CMP students.

Experimental Design

To test the effectiveness of Mastery Learning homework the students in the three classes included in our study were each divided into two groups. The division was randomized based on the last name of students. Two types of homework assignments were designed for the treatment and control group of the study.

The control group was assigned questions that directly referenced problems in the homework section of the CMP-GGG book. These problems did not contain any form of tutoring, i.e. no hints were provided. The student was simply given a second chance to answer the question before revealing the right answer. The student is considered to have incorrectly answered the question if he/she is not able to provide the right answer in the first attempt. The homework assignment of this condition was designed to simulate regular book homework given to students. One of the problems from the book used in this study is shown in *Figure 5*. The problem in *Figure 4* refers to the problem in *Figure 5*.

1. If you don't brush your teeth regularly, it won't take long for large colonies of bacteria to grow in your mouth. Suppose a single bacterium lands on your tooth and starts multiplying by a factor of 4 every hour.
 - a. Write an equation that describes the number of bacteria b in the new colony after n hours.
 - b. How many bacteria will be in the colony after 7 hours?
 - c. How many bacteria will be in the colony after 8 hours? Explain how you can find this answer by using the answer from part (b) instead of the equation.
 - d. After how many hours will there be at least 1,000,000 bacteria in the colony?
 - e. Suppose that, instead of 1 bacterium, 50 bacteria land in your mouth. Write an equation that describes the number of bacteria b in this colony after n hours.
 - f. Under the conditions of part (e), there will be 3,276,800 bacteria in this new colony after 8 hours. How many bacteria will there be after 9 hours and after 10 hours? Explain how you can find these answers without using the equation from part (e).

The students in the treatment group were also given questions that referenced problems in the CMP-GGG book. However, a student is not allowed to progress through an assignment by answering questions incorrectly. Instead of presenting the next problem in the sequence, the system informs the student they must demonstrate mastery on the topic before moving on to complete their homework. The system then presents morphs of the problems from the book until the student achieves mastery over the skill. An example of morph problem is shown in *Figure 6*. The Mastery Limit for the problems was set to three. Each problem used as Mastery Learning problem contained tutoring in the form of hints.

Figure 5: An example of a problem from the book.

An assignment in the Mastery Mode condition consisted of a mix of regular problems which would not cause the student to enter mastery mode upon an incorrect answer, and problems in which an incorrect answer would cause them to have to achieve mastery to progress. The regular problems gave tutoring in the form of hints. Once the students entered Mastery Mode, he got 50 chances to master the material before being presented the next problem in the homework. *Figure 7* shows an example of hints in Mastery Mode.

The posttest was three questions given as part of their normal homework. In fact these questions were simply questions that showed up on the students' next homework assignment and came right from the text book, so it is not like we came up without posttest measures and then engineered the experiment to show this effect.

Last night, John accidentally left a slice of cheese out on the table. Around Midnight, 32 mold spore dropped on it. The spore starts multiplying by a factor of 3 every hour.

What would be the equation that describes the number of spores m in the new colony n hours after the first spores landed?

Write your answer in the form $m = \underline{\hspace{2cm}}$

[Comment on this question](#)

Show me hint 1 of 5

Type your answer below (mathematical expression):

Submit Answer

Figure 6: A morph problem used in the Mastery Mode.

Procedure

The homework assignments were part of students' regular schoolwork. The teachers taught the material in class and the homework was assigned to augment the schoolwork. Subsequently, the students did their homework using their home computers in the ASSISTments system. The next day, the teachers reviewed the material, progressed through the curriculum and assigned another set of homework problems. Students were encouraged by the teachers to spend up to 30 minutes doing the homework assignment.

The students in the two conditions were assigned two different homework assignments. They were then tested on their proficiency for a certain skill by looking at three problems of the same skill in the following homework. The posttest was assigned 2 to 4 days after the pretest assignment was completed. The time interval allowed the posttest to be used as a delayed retention test.

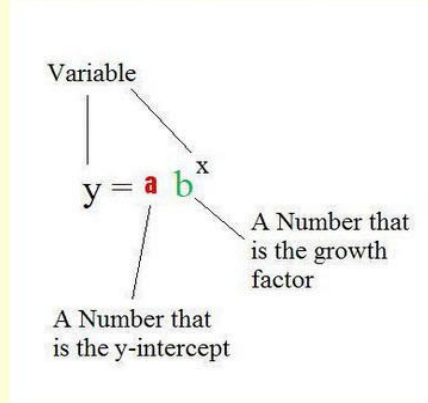
Last night, John accidentally left a slice of cheese out on the table. Around Midnight, 32 mold spore dropped on it. The spore starts multiplying by a factor of 3 every hour.

What would be the equation that describes the number of spores m in the new colony n hours after the first spores landed?

Write your answer in the form $m =$ _____

[Comment on this question](#)

Here is the general exponential equation:



In this case, y is replaced by m , the number of mold spores, and x is replaced by n , the number of hour.

First of Five Hints

[Comment on this hint](#)

To find the equation you need to find these two numbers.

a the initial value of spores and

b the growth factor.

Second of Five Hints

[Comment on this hint](#)

a represents the initial value of mold spores or m , so a is 32.

Third of Five Hints

[Comment on this hint](#)

b represents the growth factor for the number of mold spores, or the number multiplied by it every hour.

So b is 3.

Fourth of Five Hints

[Comment on this hint](#)

The equation for the number of visible stars is $m = 32 \cdot 3^n$.

Type in $32 \cdot 3^n$.

Fifth of Five Hints

[Comment on this hint](#)

Type your answer below (mathematical expression):

Submit Answer

Figure 7: The morph problem in Figure 4 with hints expanded.

Results

Of the 128 students who participated in the study, 64 were assigned to the Mastery condition and the rest to the Non-Mastery condition. The perfect 50%-50% split in the participants was by chance as the computer randomly did the split. We only included the data of 105 students who completed the posttest in our final analysis. The rest did not complete either part or all of the posttest problems. This way we prevent a possible selection effect that might result if we selected only students that finished the experiment as the two groups of students probably would have differential rates of finishing in the two conditions. Of the 105 students, 55 were in Non-Mastery mode and the remaining 50 in Mastery Mode.

The average post test score was 2.41 with standard deviation of 0.77. The average score of students in Mastery mode was 2.64 while the average score of students in Non-Mastery mode was 2.20. There was a significant effect for condition, $t(97.2) = 3.095$, $p = .003$, with students in Mastery Mode receiving higher scores than students in Non-Mastery Mode. The effect size was 0.52 and we can say with 95% confidence that the effect size lies within 0.20 to 0.98. This is a significant effect in the direction of Mastery mode which means the students learn more when their regular homework assignments are coupled with Mastery Learning. *Figure 8* shows the results of the experiment.

In order to analyze the immediate learning effect of Mastery Learning, we looked at the performance of students in a problem with similar skill in the same homework assignment. The first assignment consists of three problems that deal with writing exponential equations given growth factor and start value. We looked at two such problems and compared proportions of students who get the first one wrong but the second one wrong. The proportions of students who go the first problem wrong but got in second problem right in the treatment and control groups are shown in *Figure 9*.

Group Statistics						
	N	Mean	Std. Deviation	Std. Error Mean		
Mastery	50	2.6400	.59796	.08456		
Non-Mastery	55	2.2000	.84765	.11430		

t-test for Equality of Means						
					95% Confidence Interval of the Difference	
t	df	Sig. (2-tailed)	Mean Difference	Std. Error Difference	Lower	Upper
3.095	97.201	.003	.44000	.14218	.15782	.72218

Figure 8: Tables showing the Results of data analysis.

Condition	Proportion of students
Mastery Mode	.440
Non-Mastery Mode	.315

Figure 9: Proportion of Students in each condition that got the second problem correct after getting the first problem wrong.

Subsequently, we performed the Chi-Squared test and concluded that the percentage of students that succeeded in the second problem after failing the first problem significantly differed by condition, $\chi^2(1, N = 38) = 0.315, p = 0.029$. This clearly shows that there is an immediate learning effect attributed to mastery learning. The students who got the first problem wrong in Mastery Mode received tutoring and were insisted that they master the material before they move on to the next problem. This seems to have an effect in the learning as shown by their performance in the following problem.

In order to reinforce our claims, we performed the same tests by considering the second problem related to the skill in the homework as the pre-test and the third problem as the post-test. This yielded even stronger results which supports our earlier claim. The Chi-squared tests confirmed that the percentage of students that succeeded in the second problem after failing the first problem significantly differed by condition, $\chi^2(1, N = 38) = 0.315, p = 0.013$. The proportions of students who got the first one wrong but then went on to get the second one right are shown in *Figure 10*.

Condition	Proportion of students
Mastery Mode	.571
Non-Mastery Mode	.361

Figure 10: Proportion of Students in each condition that got the third problem correct after getting the second problem wrong.

The immediate improvement in performance of students seen in two successive immediate retention analyses clearly shows that mastery learning has the desired effect in students' learning.

The students in Mastery mode spent relatively more time in doing their homework than students in Non-Mastery mode. This can be seen in the average time spent in each mode: 44 minutes in Mastery and 13 minutes in Non-Mastery Mode. Although the participants spent more time in doing their homework, they learned significantly more. This justifies the assignment of homework to help students learn better. The time taken by students in the two modes is shown in histograms in *Figure 11* and *Figure 12*.

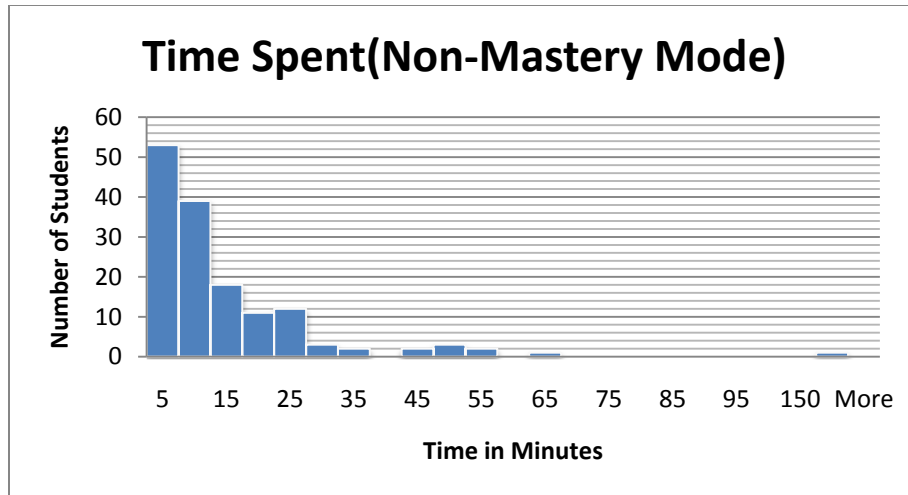


Figure 11: Time spent by students doing their homework in Non-Mastery Mode

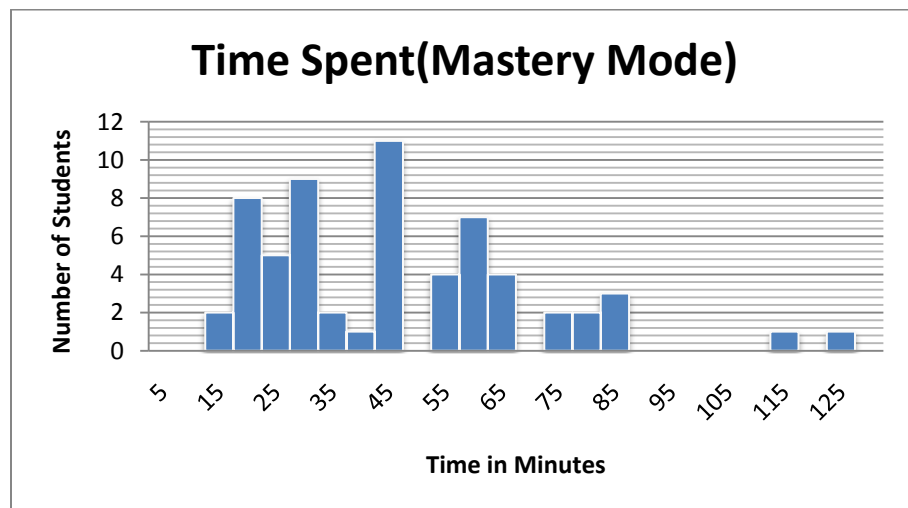


Figure 12: Time spent by students doing their homework in Mastery Mode

We expected that the percent of kids that finished the assignment would differ by condition, as the mastery learning homework could take a very long time if you did not learn the material. Sure enough, the dropout rate among students in the Mastery Mode is higher than the dropout rate among students in Non-Mastery Mode. This is an expected consequence of insisting that the children master the skills in their homework. Although one could argue that due to the higher dropout rates Mastery Mode is ineffective but this argument does not hold as the average score of students in Mastery Mode is clearly higher than students in Non-Mastery Mode. Figure 13 shows the dropout rates of students in Mastery and Non-Mastery Modes respectively.

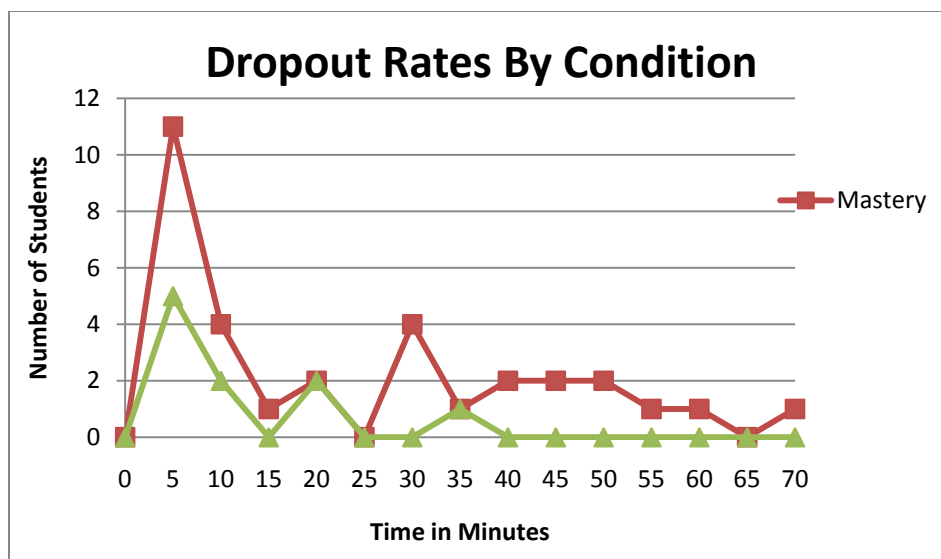


Figure 14: Dropout rate of students vs. Time by condition

Discussion

The results show that the students learned significantly more in Mastery Mode. The amount of time taken to complete the mastery problems averaged much higher than those in non-mastery. We argue that being a part of the constant loop of having to correctly answer three consecutive problems for each wrong answer caused each student to master each skill as expected. Analyzing the variety of time intervals taken by the students, we came across numerous interesting cases which emphasize the effectiveness of mastery learning.

We wanted to get a better sense of the experience of students so we took one of the students in the mastery mode that took close to an hour to finish the homework and looked at how he progressed through the homework assignment. He entered the Mastery Mode seven times out of possible X times. We observed that for the first few questions he got wrong, he did not make use of hints, but as he went on towards the end of the homework, he started utilizing the hints which seemed to aid him in getting the correct answers.

In contrast, a student finished the same homework in mastery mode in approximately twenty minutes, going into the mastery only twice. This student did not have to spend a lot of time doing the homework and even when he entered the Mastery Mode, he quickly tested out getting three problems correct in a row.

This simple comparison shows that although the former student was not as proficient in the skills presented in the homework and took longer to finish, but by the end of the assignment he had mastered the same amount of content as the latter student who was comparatively more capable in the material. The former student in the mastery mode can also be compared to one in non-mastery mode who took only about nine minutes to complete the assignment, but got all the questions wrong except for only a few. Although he spent a considerable amount of time doing the homework, he seemed to have grasped the skill by the end of the homework as he gets the last few problems correct in the first try. This shows that it was certainly worthwhile for the

students to spend a longer amount of time doing their homework as mastery learning provided multiple opportunities to master the skills at hand.

The critics of homework probably have some good points even if we don't agree with them. We agree with the critics about homework for most kids being too much or too little. For the really quick learners it is probably wasting their time with too much practice when they should be freed up to go try something more advanced, while the weaker students probably don't get enough practice. It seems that computer supported homework is a good way of doing mastery learning that leads to better learning. Of course, we don't want kids being forced to spend 5 hours on their homework, but quite frankly, if a student can't solve their homework from the day's lesson, there are probably much bigger issues that need to be addressed. We would hope that rather than being viewed as a problem of mastery learning, this will be viewed as a way to bring attention towards students who need more help.

Conclusion

This paper quite clearly shows that students learned a great deal more when in Mastery Mode condition than in the Non-Master Mode condition. It is to be noted that both the groups were using the leading reform based curriculums, CMP, and using the recommended homework assignments from the teacher's guide. In this experiment, students in the control group had seven opportunities to practice a skill. That seems like plenty of practice. Not only did they get enough practice, they got some form of feedback too, which is an important point. This control condition was much better than traditional conditions where students don't get feedback until the next day. In prior works done by Mendicino et al and Singh et al, it has been shown that students learn a lot more when given immediate feedback through computer based systems than relying on traditional type of feedback which involve teachers reading the answer and going over the problems the next day. So, if anything, we have underestimated the effect of mastery by allowing immediate feedback in the control. We expect even higher gains for mastery based homework when compared with traditional homework.

So the practical implications of this work are real, at least for places like Maine, where kids can be do nightly homework on computer. So contrary to the anti-homework crowd that we cited in the intro, we found this "drill and kill" repetitive sort of work actually helpful students. We think of Mastery learning as a "tough love" attitude. To us the attitude is like a nice coach who looks you in the eye and says "No you are wrong, but here is some explanation" and then smiles and says "but I am sure can get the next three problems right in a row."

Some kids that are, maybe, way behind will have to do a lot more homework to catch up, but other kids that "get it" will have a smaller amount of work to do. So rather than assigning the text book recommended arbitrary number of problems, we have shown that the computer can be used to give students something closer to the "just right amount". We think that this study probably applies to just about any computer based system doing mastery learning, so the results are probably quite general and are not just because the feedback in ASSISTments is so

wonderful. We will point out that the quality of feedback does probably have some positive effect as (Singh et al 2010) other studies with ASSISTments have shown.

We hope that the results of this study help politicians rally support for program that give kids access to computer based education, as doing so is hard during today's time of tight school budgets. Another possible benefit of computer based homework is that it is corrected automatically so the teachers can use the time saved for something more productive. Given that we know from so many studies (Mendicino et al 2009 and Singh et al 2010) that computer based homework is better, and from this study that mastery learning added to homework of a fixed length is better, the question that occurs to us is why isn't more of America arguing that kids need access to such systems to help them practice their math?

Acknowledgements

We would like to acknowledge funding for this project from the U.S. Department of Education, the National Science Foundation, the Office of Naval Research and the Spencer Foundation. This material is based upon work supported by the National Science Foundation under Grant DGE-0742503 and under Grant #0937060 to the Computing Research Association for the CI Fellows Project. Any opinions, findings, and conclusions or recommendations expressed in this material are those of the author(s) and do not necessarily reflect the views of the National Science Foundation or the Computing Research Association. We would also like to acknowledge teachers, Christine O'Connor and Courtney Mulcahy for allowing us to use their classes for conducting our studies.

References

- Davis, D. & Sorrell, J. (1995) *Mastery Learning in Public Schools. Educational Psychology Interactive*. Valdosta, GA: Valdosta State University.
- Kohn, A. (2006) *The Homework Myth*. Cambridge, Massachusetts: Da Capo Press.
- Wallis, C. (2006) "The Myth About Homework". *TIME Magazine* [On-line]. Available: <http://www.time.com/time/magazine/article/0,9171,1376208,00.html>
- Cooper, H., Robinson, J. C., & Patall, E. A. (2006). Does homework improve academic achievement? A synthesis of research, 1987–2003. *Review of Educational Research*, 76(1), 1–62.
- Bennett, S. and Nancy, K. (2006). *The Case against Homework: How Homework Is Hurting Our Children and What We Can Do about It*. New York: Three Rivers.
- Cain, J. S. (2002). An evaluation of the Connected Mathematics Project. *Journal of Educational Research*, 95(4), (pp. 224-33).
- Mendicino, M., Razzaq, L. & Heffernan, N. T. (2009). Comparison of Traditional Homework with Computer Supported Homework: Improving Learning from Homework Using Intelligent Tutoring Systems. *Journal of Research on Technology in Education (JRTE)*. Published by the International Society For Technology in Education (ISTE).
- Singh, R., Saleem, M.B., Pradhan, P.R., Heffernan, C., Heffernan, N., Razzaq, L., Dailey, M. D., O'Connor, C., Mulcahy, C. (2010). Students learn more with computer-supported homework. Submitted to *Computers in Education*. Elsevier Ltd. Available as a Worcester Polytechnic Institute, Computer science Department, Technical Report 2010 #10. <http://www.cs.wpi.edu/research/techreports.html>
- Lappan, G. (2006). *Growing, Growing, Growing: Exponential Relationships*, (pp. 24-45). Boston: Pearson/Prentice Hall.
- Anderson, J. R., Corbett, A. T., Koedinger, K. R., & Pelletier, R. (1995). Cognitive tutors: Lessons learned. *The Journal of the Learning Sciences*, 4(2), 167–207.
- Heffernan, N. T., & Koedinger, K. R., (2002). An intelligent tutoring system incorporating a model of an experienced human tutor. In S. A. Cerri, G. Gouarderes, & F. Paraguacu (Eds.) *International Conference on Intelligent Tutoring System 2002* (pp. 596–608). Biarritz, France.
- Koedinger, K. R., Anderson, J. R., Hadley, W. H., & Mark, M. A. (1995). Intelligent tutoring goes to school in the big city. In *Proceedings of the 7th World Conference on Artificial Intelligence in Education*, August 16-19, 1995. Washington, DC, USA
- Silvernail, D. L. & Buffington, P. J. (2009). *Improving Mathematics Performance Using Laptop Technology: The Importance of Professional Development for Success*. Maine: Center for

Education Policy, Applied Research, and Evaluation. Available:
http://www.usm.maine.edu/cepare/pdf/Mathematics_Final_cover.pdf

Devin, P. D. (2004). *When Computers Go to School: How Kent School Implemented Information Technology to Enrich Teaching and Learning*. Santa Monica, Calif.: RAND.

McArthur, D. & Stasz, C. (1990). *An Intelligent Tutor for Basic Algebra*. Santa Monica, CA: RAND.

Kralovec, E. & Buell, J. (2000). *The End of Homework: How Homework Disrupts Families, Overburdens Children, and Limits Learning*. Boston, Mass.: Beacon.

Appendix

Mastery Learning Problem Samples

Last week, John accidentally left half a glass of water out on the table. A day later, 3 mold spore dropped on it. The spore starts multiplying by a factor of 7 every day.

What would be the equation that describes the number of spores m in the new colony n days after the first spores landed?

Write your answer in the form $m =$ _____

[Comment on this question](#)

Show me hint 1 of 5

Type your answer below (mathematical expression):

Submit Answer

Last week, John accidentally left half a glass of water out on the table. A day later, 2 mold spore dropped on it. The spore starts multiplying by a factor of 6 every day.

What would be the equation that describes the number of spores m in the new colony n days after the first spores landed?

Write your answer in the form $m =$ _____

[Comment on this question](#)

Show me hint 1 of 5

Type your answer below (mathematical expression):

Submit Answer

Last week, John accidentally left half a glass of water out on the table. A day later, 14 mold spore dropped on it. The spore starts multiplying by a factor of 6 every day.

What would be the equation that describes the number of spores m in the new colony n days after the first spores landed?

Write your answer in the form $m =$ _____

[Comment on this question](#)

Show me hint 1 of 5

Type your answer below (mathematical expression):

Submit Answer

Last night, John accidentally left a slice of cheese out on the table. Around Midnight, 32 mold spore dropped on it. The spore starts multiplying by a factor of 3 every hour.

What would be the equation that describes the number of spores m in the new colony n hours after the first spores landed?

Write your answer in the form $m =$ _____

[Comment on this question](#)

Show me hint 1 of 5

Type your answer below (mathematical expression):

Submit Answer

Book Problems

- 1.** In parts of the United States, wolves are being reintroduced to wilderness areas where they had become extinct. Suppose 20 wolves are released in northern Michigan, and the yearly growth factor for this population is expected to be 1.2.
 - a.** Make a table showing the projected number of wolves at the end of each of the first 6 years.
 - b.** Write an equation that models the growth of the wolf population.
 - c.** How long will it take for the new wolf population to exceed 100?

2. a. The table shows that the elk population in a state forest is growing exponentially. What is the growth factor? Explain.

**Growth of
Elk Population**

Time (yr)	Population
0	30
1	57
2	108
3	206
4	391
5	743

- b. Suppose this growth pattern continues. How many elk will there be after 10 years? How many elk will there be after 15 years?
- c. Write an equation you could use to predict the elk population p for any year n after the elk were first counted.
- d. In how many years will the population exceed one million?