

Billionaire ver 2.8

Billionaire

Billionaire is a new and fun business game! The game takes place in The Billionaire City, which is waiting for you to build your business in, gain market share, and make your opponents go bankrupt!

Billionaire isn't about luck; it's about detailed planning and strategic thinking in the world of business, no matter whether the deal is large or small!

Buy properties, set up your own chain of companies, and make your opponent pay enormous rents! You can borrow money from the bank or even bet it on the car racing circuit. You can build a vast fortune quickly - but also lose it in the next moment.

Billionaire on the Internet!

Billionaire has its own Web Site, where the latest Shareware version is available for free download! If you have registered your copy of Billionaire you can then see how your best game score compares with other Billionaire players.

Visit us at: <http://gameon.swede.com>

System requirements

- Windows 95/98/NT
- 486DX processor or faster are recommended
- 16 MB RAM (32 MB is recommended)
- 256 color VGA display
(1024x768 or 800x600 with 16-bit color display recommended) *
- Windows compatible sound device

* If the play-field is tilted and the tokens go outside the squares etc, you can change the size of the fonts to the one used by Billionaire to fix this problem. We recommend you to use 'Small fonts' (96 dpi). This is accomplished by:

- Right-click on the desktop and then click 'Properties'
- Choose 'Settings' and change the size of the fonts to 'Small'.

New Game

When you start a new game, you have the option of playing against a virtual (computer) or a human opponent. If you choose to play against the computer, the starting capital must not exceed 50,000,000 dollars. By increasing the computer's starting capital you automatically increase the game's level of difficulty.

You can also choose between these different scenarios for winning the game:

- Play until one of the players has become a Billionaire.
(Has a fortune that exceeds one billion dollars).
- Play until one of the players reaches a specified dollar amount.
- Play for a specified time limit (usually one hour), and see who can amass the greatest fortune in that time.

- Play until one player is bankrupt. (Recommended for those of you who have a lot of time to spend!)

Rolling the Dice

When it's your turn and you have finished the day's deals, click the "Roll" button. The two dices are rolled and your piece is moved clockwise around the board. After moving, a window may appear to present options available to you (if any). After you are done it is your opponent's turn, and so on.

While the game is in progress, you can visually compare your fortune against your opponent's on a graph. This can be done by clicking on 'player-info' on the playing field.

Lots, Rents and Sales

There are a total of 28 lots on the board, and their prices increase over time as the game is played. The prices range from 400,000 to 1,500,000 dollars at the beginning of the game, and prices fluctuate constantly during the game. At the beginning, Billionaire City owns all the lots and they are offered for sale to players when landed upon. The lots are grouped into eight chains of stores, and in two types (trading and standard lots). Each lot is it's own company.

One of the lot types is called "standard lots" (service companies) and is a part of the four chains of stores with three lots each. Obviously, there are 12 "standard lots". These lots are cheaper to buy and construct on than "trading lots", but the maximum rent (as per the number of buildings) is lower. A maximum of 12 buildings can be built on each of these lots.

The second type of lots are called "trading lots" (trade companies), and are a part of the four chains of stores with four lots each. That totals 16 "trading lots". These lots are more expensive to buy and construct on. A maximum of 16 buildings can be built on these lots.

Every alternating chain of stores on the playing field is of the standard or trading-type. As prices on the lots increase, the more expensive it is to construct on them. But on the other hand, the rent increases dramatically with more buildings on a lot.

When you stop on a lot that is for sale, you have the option to buy it (if you have the funds). Otherwise you automatically sign up for loan. (Maximum 1,000,000 dollars when you buy a lot.)

When your opponent stops on a lot that you own with no buildings, they do not pay any rent (service companies) or buy any products (trade companies). If you do have buildings on it your opponent has to pay rent to you respectively buy products from you, relative to the value of the lot and the number of buildings constructed. The rents and sales prices on products are constantly changing; sometimes down, but more often up. If a visitor to the lot has insufficient cash, the necessary amount is borrowed from the bank.

You can sell your lots whenever you feel it's profitable or necessary. They will be sold at the lot's current value.

You may also take over companies (with buildings or without) from your opponent. When purchasing companies from your opponent, you have to pay a lot of extra fees and taxes. So, it's not always profitable to buy an opponent's companies as long as there are unoccupied lots left on the board!

When clicking on a lot on the playing field, a fact-window concerning that company appears. You can, for example, get information on: the lot's value, number of buildings (and their value), current stockholders, and the cost of rent.

Buildings









When it's your turn and before you throw the dices you can construct buildings on your lots. First you choose what lot to build on by clicking the name of the lot. The number next to it tells you its number, which are next to all the lots on the playing field. Then you choose the number of buildings you want to construct on the current lot. You cannot have more than 12 or 16 buildings depending on the lot's type (See: "Lots, Rents and Sales"). You cannot build more than your cash-supply allows. You can directly in the renting-list or sales-list see the number of buildings and the new rent respectively sales price after you have constructed the buildings. The buildings' costs constantly change.

You can sell your buildings whenever you feel like. You do the same routine as when you construct; first you mark a lot and then you choose the number of buildings you want to sell.

Table of buildings for "Service companies":

	<u>Amount</u>	<u>Type</u>	<u>Total amount of buildings</u>
			
	1 - 4	Apartments	1 - 4
			
	1 - 4	Hotels	5 - 8
			
	1 - 4	Skyscrapers	9 - 12

Table of buildings for "Trade companies":

	<u>Amount</u>	<u>Type</u>	<u>Total amount of buildings</u>
			
	1 - 4	Stores	1 - 4
			
	1 - 4	Supermarkets	5 - 8
			
	1 - 4	Shopping C.	9 - 12
			
	1 - 4	Online Shops	13 - 16

The stockmarket

A good alternative to making money on rents and selling products, is investing in stocks. You can whenever you want to buy and sell stocks. There is no limitation to how many stocks you can buy. The first stock belongs to the first lot, and as I described earlier, the company's name is equal to its lot. The same goes for all the other stocks, but with one restriction: the stocks in the bottom are more expensive than the stock's in the top.

There is a stockexchange-simulator in Billionaire, which means the exchange's reactions don't come accidentally. A stock's value increases when: buying the lot, constructing buildings, but mostly when your opponent gets to pay rent and buy products. The rate also increases when the company has a new and stronger owner than the last. The rate decreases when the lot is sold,

buildings are sold and when the company has a new but weaker owner than the last. The average movement the rates can be seen on the TV-screen on the playing field. The rates are updated after each turn. You can also follow the individual stock history in graphs, which can be set for viewing the past 30 or 100 throws.

When you buy or sell stocks, you first mark the stock, and then choose to buy or sell. Finally, you select the number of stocks you want to buy or sell. The bank takes a 2 % fee on each transaction and selling the stocks means that the new owner is the bank.

A stock split normally occurs when the rate for a stock has exceeded 500 - 1,000 dollars, and all the stockowners are informed with information concerning the size of the split and the new rate. This also occurs when the opposite of a split occurs.

Dividend occurs when the company shows good results and then all the stockholders receive a specified amount per stock.

Loans

You can loan whenever you are short of money or want to invest in something you think can be profitable. You are allowed to loan maximum 80% of your total fortune minus your former debts. But don't loan too much; the interest-rate is 14% and the amount is added to your debt every time you pass "Start". If you for instance loan 20,000,000 dollars, the rent will be 2,800,000 dollars!

Passing "Start"

Every time you stop or passes "Start" (the first square), the following happens:

- You receive your salary, and if you are the mayor of Billionaire City, you get an extra 20%!
- 3% interest rate on your cash is added.
- You pay the interest of your loans. (14%)

Courthouse

When make a halt on "The Billionaire City Courthouse", you have the following options: trying to bribe the judge, or confess your crime. If you try to bribe the judge, the chance is 1 to 10 that you become accused of trying to bribe the judge and you must pass five to 10 throws. If you succeed, there will be no prison for you this time, but that has the price of 100,000 to 300,000 dollars. If you confess you get to pay 100,000 dollars and pass three to six throws. The fines increase during the progress of the game.

What is the goal of the game?

Depending on the type of game you chose, the goal is not always the same. But you can try to become the owner of the Billionaire City by using all your cunning and decent planning and make your opponent bankrupt!

Ordering Info

Cash Orders

You will receive the serial number by sending your order of Billionaire 2.8 and \$19.95 in a well sealed envelope to:

Game ON Sweden
Långdangatan 176
SE-603 66 Norrköping
SWEDEN

Online Orders

The registration is handled by an independent company called Sharelt. They are specialists in program registration and have many payment options, including credit card, check, fax or telephone order.

Go to <http://gameon.swede.com> and follow the links to Sharelt Online services. Enter the required information and after you have paid you will receive an e-mail with a serial number. This e-mail will usually be sent to you within 48 hours.

Ordering by fax or phone

If you don't have access to the Internet, you can register via phone or fax. Please print out the registration form, which you can find in the **order.txt** file, and send/fax it to:

Sharelt!
element 5 AG
Sachsenring 69
50677 Koeln
GERMANY

Phone: +49-221-2407279
Fax: +49-221-2407278
E-Mail: register@shareit.com

US check orders can be sent to their US office at:

Sharelt Inc.
PO Box 844
Greensburg, PA 15601-0844
USA

US customers may also order by calling Sharelt's toll-free order number **1-800-903-4152**, available on weekdays from 9am to 5pm (orders only please!). Remember that Billionaires program number is **101824**.

The Author and history of Billionaire

My name is Mikael Mäkilä and I have initiated the Billionaire-game. I started developing this game back in 1992. The first version wasn't really a computer-game, but an ordinary board game, pretty different from today's version. Since then it has been improved in many ways and a couple of hundred hours have been spent in front of the computer.

About the company

Game ON is a young and expanding company working with development of computer games. Our purpose is to develop high quality games, which are easy to understand and with a lot of humour. The company was founded in 1998 and is based in Norrköping, Sweden.

We'd really like to hear your opinion concerning the game, and if you have encountered with any bugs, please contact us. We can be reached at the following e-mail: support@gameon.swede.com

Our address:

**Game ON Sweden
Långdangatan 176
SE-603 66 Norrköping
SWEDEN**

Homepage:

<http://gameon.swede.com>

E-mail:

info@gameon.swede.com

Translated by Fredrik Bodin.