

Contents

Thank you for using RAS+ 95!

Please select the help topic of choice from the contents tree!

Enjoy!

Read Me

The readme.txt file contains last minute info and build history and should be viewed with each new build.

```
{button View readme.txt,EF('notepad.exe','readme.txt',1)}
```

Overview

RAS+ 95

RAS+ 95 is a Windows 95® Remote Access Service (RAS) Dial Up Networking (DUN) enhancement. RAS+ 95 is not meant to replace 32 bit communications layers, but make some of the more mundane day to day tasks of getting and staying connected much more enjoyable than without using RAS+ 95.

With Dial-Up Networking and RAS client, you can connect from a remote site to a computer that has been configured as a remote Access server (Win95 Plus! and NT), or connect to a network such as the Internet with Point-to-Point Protocol (PPP) or Serial Line Internet Protocol (SLIP). A Windows 95 dial-up client can connect to a wide variety of networks because support is included for a variety of connection and network protocols. RAS is a invisible layer on your computer which requires a dial up networking device such as a modem or ISDN terminal adapter to be located on your system.

You must have Dial Up Networking installed on your system in order to use RAS and RAS+ 95. Once installed RAS+ 95 will drive the RAS engine for you as well as do some other cool tricks related to being online.

You can use the Win95 scripting tool and RAS to allow RAS+ 95 give you full logging in to the internet or RAS server with NO key presses from you! Works great with the MS Scheduler! Even fires off the Applications you specify when connected. If you are currently using RAS.. you've already setup RAS+ 95.. No import/export.. RAS+ 95 uses the same RAS entries as you have now..

RAS+ 95 features:

- RAS+ 95 will store and dial multiple Internet Service providers and numbers.
- RAS+ 95 is fast and uses the new 32 bit controls and is a full 32 bit multithreaded application.
- Fully unattended connections to the Internet.
- If your connection to the Internet is lost, RAS+ 95 will automatically redial it within seconds!
- Configure your own launch groups to startup when a new connection is established and auto shutdown at disconnect.
- Monitor your line throughput in various methods.
- Idle drop line when low line activity occurs.
- Displays information about your connection such as your TCP/IP address without having to search for it.
- Multi threaded ping feature built in to monitor that your packets are getting to the destination.
- Internet Autodial with RAS+ 95.

Run any Internet application directly and if you are not connected, RAS+ 95 will start itself and continue to try to log you on to the Internet until successful.

- Specify a minimum connect rate after dialing and continues to dial until specified rate achieved.
- Extends the Win95 raw RAS interface.
- Encapsulates Win95 RAS, relying on it for all communications, but driving it for you.
- Mostly used to dial into either a Internet Service Provider (ISP) or a NT server via modem or ISDN terminal adapter.
- Acts as the glue when dealing with the basic RAS tool provided by Microsoft(tm).
- Currently in Beta and evolving, using registered beta team members input.
- Much More!

Currently, RAS+ 95 is dynamic in nature and being developed interactively by using the fast pace of the Internet and the ideas of the registered users. RAS+ 95 is in it 5th Beta release. The original Beta 3 and Beta 4 are referred to in the document but the help file perspective is from the latest Beta 5 release.

About the author

My name is Roger C. Lamb Jr. and I'm the author of RAS+ 95. I'm 28 years old (as of 3/7/68) and I live and work in the United States, Florida. My wife, Melissa and two children Christopher and Ashley are the reasons I'm so motivated for excellence. I've been programming in MS Windows since Windows 3.0 and I prefer to develop with MS Visual C++ object oriented development tools. I started RAS+ 95 moonlighting in Sept '95 and in November of 95 formed Lamb Software, Inc. which I now operate on a full time basis. I'm pursuing my dream of operating my own software development company and with God's blessing will continue for many years to come. I'm very proud of RAS+ 95 which was responsible for launching the company in 1995. Lamb Software's short term goal is to make RAS+ 95 the highest quality DUN utility possible and a rich tool with lots cool value added features. The long term goal is to diversify the product line bringing more high quality utilities for you to use.

Roger C Lamb Jr., President
Lamb Software, Inc.

Reviews

(All reviews are the non-promoted opinions of the users / publishers / editors)

John Wefler - registered beta team member. 08/17/96

"RAS + is the only piece of shareware I've registered for so-far... and it was worth every penny! I love it! I especially enjoy not having to click buttons trying to link up with my ISP at a speed over 24000 bps... And I enjoy how it docks in the tray! one-click install, loaded with user defined features, this is a must utility for the avid i-net user. And at 29.95 it is a bargain! "

Web Site Construction Kit for Windows 95 - Book/CD 1996 edition - Sams Publishing

"This shareware program will take over where Windows dial-up networking leaves off. If your connection to the Internet is lost, RASPlus will automatically redial it within one second!"

Windows Sources Magazine, The Best From The Net 32 bit picks - August 1996.

"RAS+ 95 is the right call for Internet access if you need to use multiple remote connections..."

Personal Computer World (UK magazine) (PCW) - August 1996

"This is an essential tool for those who want to automate the Windows 95 Dial-Up Networking procedure. It allows you to configure almost every aspect of dial-up: minimum connect speed, multiple service providers with automatic cycling on dial-up, and delays and time-outs. A launch pad allows to configure apps on connection. Setup is simple and the user interface is gorgeous. There is always more than meets the eye; it even includes a Ping Client. Although still under development this is a powerful addition to Windows 95's Dial-Up Networking."

Jacques Dimanche - registered beta team member since October 10th, 1995

"I love this program. You can really tell that Roger is on the ball by releasing all the fixes so soon. A great program that is setting the trend with every copycat trailing in the dust." 06/23/96

4 Stars: Ziff-Davis Net (ZDNet) April 1996 Preston's Pick

"Great news for anyone who uses Windows 95 and dials into the Internet: there's a great do-it-all tool that makes Internet dial-ins a breeze. RASplus 95 has a whole host of tools and works in concert with your existing dial-in scripts. If you have more than one dial-in account, it dials into whichever one you wish; better yet, if you have trouble connecting with one account, it cycles through all your accounts until it finds one it can connect to. It keeps track of the time you're connected, and if you're charged on an hourly basis, it keeps a log of online costs you've racked up not just for one session but for cumulative sessions. A boon is that when you dial in, the program displays your numeric IP address as well as the IP address of your server. This is especially useful if you use an Internet provider that gives you a different IP address each time you dial in."

"WINner 1995 Annual Steve Jenkins WINner Awards, best of apps. - <http://www.windows.95.com>"

"If you're a dial-up user of the Internet, then you can't afford to live without RAS+ 95. Author Roger Lamb keeps adding cool features to this already incredible app. Nearly every complaint that users have about the native dial-up features of Windows 95 - this app solves. Hands down, the BEST Windows 95 Dial-up utility ON THE PLANET! Adds automatic redialing, billing, automatic app-launching, multiple-phone number and provider dialing, and MORE! Download now, ask questions later...trust me."

Stroud's CWSApps List - Critical Winsock - 4 1/2 stars

Windows 95 Dial-up Networking on steroids. RAS+ 95 -- RAS+ 95 takes the Windows 95 built-in dial-up networking client to new levels by adding additional power and functionality. RAS (Remote Access Services) is Microsoft's acronym for the interface and toolset designed to make communication between client and servers (supposedly) simple. RAS+ both complements and supersedes the Windows 95 built-in Remote Access Services by combining the best features of clients like Trumpet (Internet dial-in utility), NetDial and Connect Time Monitor (time monitoring clients), and WSTBar (Internet toolbar app). RAS+ allows you to dial in to your Internet provider (or providers), run a connection script if necessary, track your online time and expenses, chat with other users, and launch your favorite Internet applications all from within one interface. RAS+ even works with MS Scheduler for automatically running RAS+ at specific times and with RoboDUN for automatically connecting to the 'net. In addition, no exporting or importing is necessary -- RAS+ takes all the information from the Windows 95 dial-up networking client and stores it for your own use.

Additional features include Auto Dialing, number cycling and automatic redialing, direct Internet chatting, call stats and billing information, online help support system, customizable WAV files to alert you when connected or disconnected, and automatic reconnection (for logging back on after being unceremoniously dropped from your provider). Many RAS+ devotees will use and love the client for its time and cost monitoring capabilities alone, but in reality, RAS+ is much more than just another time or cost monitor for the Internet. No other client makes the process of getting on (and off) the 'net for Windows 95 users easier, and no other dial-up networking client offers the multitude of services that RAS+ does. For this reason, RAS+ will be a must-have client for most all Windows 95 users.

Still, at just under \$30, some users will likely be inclined to stick with the free dial-up client in Windows 95, even at the expense of the sheer abundance of features offered by RAS+.

Pros: Handles every aspect of getting on and off the Internet, feature-replete and easy to use

Cons: Some users will prefer the free dial-up client in Windows 95 or will not need RAS+'s features

New: This is the initial review for RAS+

Version Reviewed: Beta 3

Date of Review: 1/27/96

If you are upgrading from RAS+ 95 Beta 3

Beta 3 build is a separate system from Beta 4 and Beta 5 on.. Do not run the Beta 3 versions at the same time as the new beta 4 or later. You may, however, switch between the two versions without re-installing. Make sure you install the newer beta 4 in a different directory than the previous releases. This way you can continue to use the new version for testing until the features you had in the previous version get re-implemented into upcoming releases.

Un-installing RAS+ 95

Note: RAS+ 95 beta 4 and beta 5 come with a install and built in Un-install utility. RAS+ 95 beta 3 does **not** have an install / Un-install utility.. to Un-install beta 3 see **item 4** below “**Registry settings effected by RAS+ 95**” .

1. (Beta 4 / 5) ** If you are using RAS+ 95 interface for Internet Autodialing:

If you have the RAS+ 95 options >> properties >> Internet Autodial tab page option enabled for **ANY** connectoid you will need to uncheck the “Use RAS+ 95 when Internet Autodialing”. Do this for **EACH** connectoid as multiple can be turned on. This must be done before RAS+ 95. If you already Un-installed RAS+ 95 you can re-install RAS+ 95 and do this procedure.

2. (Beta 4 / 5) Un-install RAS+ 95:

First, exit RAS+ 95 and ensure that it is not running on your system.



From the Win95 Start menu >> Settings >> Control Panel select the “add remove programs” applet.

Select “RAS+ 95” from the list of applications installed on your system to remove and press the add/remove button.

3. (Beta 4 / 5) After Un-install is completed (Optional fully clean Un-install):

Un-install only removes the files/registry entries created during installation. RAS+ 95 creates additional files for storage once run. You must manually delete these files in order to completely remove RAS+ 95 from your system. They are located in the directory you installed RAS+ 95 to. By default, this is \program files\lamb software\RAS+ 95 . Delete the directory “RAS+ 95” or whatever you called it when you installed RAS+ 95.

4. (Beta 3 / 4 / 5) Registry settings effected by RAS+ 95



Use the Win95 Start >> Run to launch “regedit.exe” to modify / delete registry keys.

**** Use caution as deleting improper registry keys can make your Win95 system unusable!**

RAS+ **Beta 3** adds the following registry entries:

“HKEY_CURRENT_USER\Software\Lamb Software\RAS+ 95” and below. Beta 3 does not come with an install or Un-install utility and must be manually deleted. Files are uncompressed by default to C:\RASPLUS which should be deleted also.

RAS+ **Beta 4 and 5** adds the following registry entries:

“HKEY_CURRENT_USER\Software\Lamb Software, Inc.\RAS+ 95” and below. Beta 5 will not Un-install this key if already exists. Manually delete this key if it exists after Un-installing Beta 5 only.

RAS+ **Beta 5** adds the following registry entries:

“HKEY_LOCAL_MACHINE\SOFTWARE\Lamb Software, Inc.\RAS+ 95\Beta 5

Shareware Commentary

For those who do support shareware and take the time to register, thank you! Taking the time to register says something about your character and principles which simply put is what you do when nobody else is looking. Your registration is appreciated and does make a positive difference!

Supporting shareware helps ensure that you continue to get quality applications from small businesses. As with any shareware product, if **you use the product regularly** after the trial period expires and you don't send in your registration fee.. you're lack of financial support **is felt and significantly slows the entire development life cycle**.

Each order is important. It takes an enormous amount of time and effort to just bring a single product up to the "shelf" for sale. Case in point, every time a piece of shareware is presented in public Internet trading areas it significantly reduces registrations / license purchases. Those who receive / request illegal copies of a shareware program usually have no desire to register. As with most criminal activity, as long as there is demand for a criminal product distribution, there will be the anonymous self centered bottom dwelling low-lives who will find a way to fill the need.

Shareware works by giving a limited usage license agreement with software for you to try before you buy. The problem occurs after the license period expires and you do not un-install the software from your system or pay for a license. The end result over time is that shareware businesses takes a hit financially and may soon become another fly by night company. This in turn makes everyone lose. Software today has a short life cycle and the "must have" version you get today will most likely have little to no demand in a year from now due to paradigm shifts in the industry. Funding useful shareware shops will help continue to supply timely updates to the software you find useful and helps make sure that they enhance and grow with technology. If a decision is made to perpetually use a shareware program past its evaluation license terms or to use illegally licensed versions, that registration omission is in a very small way contributing to the disintegration of the company and program(s) you find most useful.


Roger C Lamb Jr., President
Lamb Software, Inc.

Where to find RAS+ 95 updates

During beta development, new builds will be released on a frequent basis at our web site. If your evaluation usage period of 40 hours has fallen below 3 hours, each new build will increase your evaluation usage period up to 3 hours total. This will allow you to evaluate future enhancements and features in new builds of RAS+ 95.


RAS+ 95 updates are located on our Internet Web site at: <http://www.lambsoftware.com>

You must already be connected to the Internet for this shortcut to work!

Click here  to visit Lamb Software, Inc. home page on the Internet.

Lamb Software, Inc. Internet Email

Unregistered users are not offered support. To inquire about obtaining a registered copy send Email to sales@lambsoftware.com .

Click here  to send sales at Lamb Software, Inc. Internet Email.

License Agreement

RAS+ 95

COPYRIGHT © 1996 LAMB SOFTWARE, INC. ALL RIGHTS RESERVED.

THIS SOFTWARE IS **NOT FREE** AND IS SHAREWARE! AFTER THE EVALUATION PERIOD EXPIRES (TERMS LISTED BELOW IN PART I), YOU MUST CHOOSE TO EITHER PURCHASE A RAS+ 95 SUBSCRIPTION LICENSE (\$29.95 U.S. DOLLARS) *OR* REMOVE RAS+ 95 FROM YOUR SYSTEM.

THIS IS A PRE-RELEASE VERSION OF RAS+ 95 FOR MICROSOFT(TM) WINDOWS 95(R). THIS SOFTWARE IS STILL IN DEVELOPMENT; SOME OF THE FUNCTIONALITY MAY BE INCOMPLETE AT THIS TIME.

LAMB SOFTWARE, INC. ASSUMES NO RESPONSIBILITY FOR ANY DAMAGES THAT MAY OCCUR EITHER DIRECTLY OR INDIRECTLY FROM USE OF THIS SOFTWARE PRODUCT.

OBTAIN THE LATEST VERSION OF RAS+ 95 AT [HTTP://WWW.LAMBSOFTWARE.COM](http://WWW.LAMBSOFTWARE.COM)

BY CLICKING ON THE "ACCEPT" BUTTON OR OPENING THE PACKAGE, YOU ARE CONSENTING TO BE BOUND BY THIS AGREEMENT. IF YOU DO NOT AGREE TO ALL OF THE TERMS OF THIS AGREEMENT, CLICK THE "DO NOT ACCEPT" BUTTON AND THE INSTALLATION PROCESS WILL NOT CONTINUE OR RETURN THE PRODUCT TO THE PLACE OF PURCHASE FOR A FULL REFUND.

RAS+ 95 END USER LICENSE AGREEMENT (EULA) REDISTRIBUTION NOT PERMITTED.

THIS AGREEMENT HAS 3 PARTS. PART I APPLIES IF YOU HAVE NOT PURCHASED A LICENSE TO THE ACCOMPANYING SOFTWARE (THE "SOFTWARE"). PART II APPLIES IF YOU HAVE PURCHASED A LICENSE TO THE SOFTWARE. PART III APPLIES TO ALL LICENSE GRANTS. IF YOU INITIALLY ACQUIRED A COPY OF THE SOFTWARE WITHOUT PURCHASING A LICENSE AND YOU WISH TO PURCHASE A LICENSE, CONTACT LAMB SOFTWARE, INC. ON THE INTERNET AT [HTTP://WWW.LAMBSOFTWARE.COM](http://WWW.LAMBSOFTWARE.COM).

PART I -- TERMS APPLICABLE WHEN LICENSE FEES NOT PAID.

LAMB SOFTWARE, INC. GRANTS YOU A NON-EXCLUSIVE LICENSE TO USE THE SOFTWARE FREE OF CHARGE IF YOUR USE OF THE SOFTWARE IS FOR THE PURPOSE OF EVALUATING WHETHER TO PURCHASE AN ONGOING LICENSE TO THE SOFTWARE. THE EVALUATION PERIOD FOR USE IS LIMITED TO 40 HOURS OF USAGE. SINCE RAS+ 95 IS IN DEVELOPMENT, EACH NEW BUILD ALLOWS 3 HOURS OF ADDITIONAL USAGE NEVER EXCEEDING A TOTAL OF 40 HOURS. IF YOU ARE USING THE SOFTWARE DURING THE 40 HOUR TRIAL PERIOD YOU ARE NOT ENTITLED TO SUPPORT OR EMAIL ASSISTANCE. IF YOU FIT WITHIN THE DESCRIPTION ABOVE, YOU MAY USE THE SOFTWARE IN THE MANNER DESCRIBED IN PART III BELOW UNDER "SCOPE OF GRANT." IF YOUR EVALUATION PERIOD EXPIRES YOU MUST EITHER PURCHASE OR UN-INSTALL THE SOFTWARE FROM YOUR SYSTEM.

PART II -- TERMS APPLICABLE WHEN LICENSE FEES PAID

GRANT. SUBJECT TO PAYMENT OF APPLICABLE LICENSE FEES, LAMB SOFTWARE, INC. GRANTS TO YOU A NON-EXCLUSIVE LICENSE TO USE THE SOFTWARE IN THE MANNER DESCRIBED IN PART III BELOW UNDER

"SCOPE OF GRANT."

DISCLAIMER OF WARRANTY.

THIS SOFTWARE IS PROVIDED ON AN "AS IS" BASIS, WITHOUT WARRANTY OF ANY KIND, INCLUDING WITHOUT LIMITATION THE WARRANTIES OF MERCHANTABILITY, FITNESS FOR A PARTICULAR PURPOSE AND NON-INFRINGEMENT. YOU HAVE 40 HOURS USAGE TO EVALUATE THE SOFTWARE. NO REFUNDS WILL BE ISSUED AFTER YOUR PURCHASE AS YOU HAVE BEEN GIVEN 40 USAGE HOURS TO DECIDE IF THE PRODUCT MERITS PURCHASE. THE ENTIRE RISK AS TO THE QUALITY AND PERFORMANCE OF THE SOFTWARE IS BORNE BY YOU. SHOULD THE SOFTWARE PROVE DEFECTIVE, YOU AND NOT LAMB SOFTWARE, INC. ASSUME THE ENTIRE COST OF ANY SERVICE AND REPAIR. THIS DISCLAIMER OF WARRANTY CONSTITUTES AN ESSENTIAL PART OF THE AGREEMENT. SOME JURISDICTIONS DO NOT ALLOW EXCLUSIONS OF AN IMPLIED WARRANTY, SO THIS DISCLAIMER MAY NOT APPLY TO YOU AND YOU MAY HAVE OTHER LEGAL RIGHTS THAT VARY BY JURISDICTION.

PART III -- TERMS APPLICABLE TO ALL LICENSE GRANTS

SCOPE OF GRANT.

YOU MAY:

- * USE THE SOFTWARE ON ANY SINGLE COMPUTER;
- * USE THE SOFTWARE ON A NETWORK, PROVIDED THAT EACH PERSON ACCESSING THE SOFTWARE THROUGH THE NETWORK MUST HAVE A COPY LICENSED TO THAT PERSON;
- * USE THE SOFTWARE ON A SECOND COMPUTER SO LONG AS ONLY ONE COPY IS USED AT A TIME;
- * COPY THE SOFTWARE FOR ARCHIVAL PURPOSES, PROVIDED ANY COPY MUST CONTAIN ALL OF THE ORIGINAL SOFTWARE'S PROPRIETARY NOTICES; OR
- * IF YOU HAVE PURCHASED MULTI USER LICENSES: YOU MUST RETAIN ALL OF THE ORIGINAL SOFTWARE'S PROPRIETARY NOTICES. THE NUMBER OF COPIES IS THE TOTAL NUMBER OF COPIES THAT MAY BE MADE FOR ALL PLATFORMS.

YOU MAY NOT:

- * PERMIT OTHER INDIVIDUALS TO USE THE SOFTWARE EXCEPT UNDER THE TERMS LISTED ABOVE;
- * PERMIT CONCURRENT USE OF THE SOFTWARE;
- * MODIFY, TRANSLATE, REVERSE ENGINEER, DECOMPILE, DISASSEMBLE (EXCEPT TO THE EXTENT APPLICABLE LAWS SPECIFICALLY PROHIBIT SUCH RESTRICTION), OR CREATE DERIVATIVE WORKS BASED ON THE SOFTWARE;
- * COPY THE SOFTWARE OTHER THAN AS SPECIFIED ABOVE;
- * RENT, LEASE, GRANT A SECURITY INTEREST IN, OR OTHERWISE TRANSFER RIGHTS TO THE SOFTWARE; OR
- * REMOVE ANY PROPRIETARY NOTICES OR LABELS ON THE SOFTWARE.

TITLE.

TITLE, OWNERSHIP RIGHTS, AND INTELLECTUAL PROPERTY RIGHTS IN THE SOFTWARE SHALL REMAIN IN LAMB SOFTWARE, INC. THE SOFTWARE IS PROTECTED BY THE COPYRIGHT LAWS AND TREATIES. TITLE AND RELATED RIGHTS IN THE CONTENT ACCESSED THROUGH THE SOFTWARE IS THE PROPERTY OF THE APPLICABLE CONTENT

OWNER AND MAY BE PROTECTED BY APPLICABLE LAW. THIS LICENSE GIVES YOU NO RIGHTS TO SUCH CONTENT.

TERMINATION.

REFUNDS: UNDER THE TERMS OF THE LICENSE, THIS PROGRAM IS OFFERED IN A TRY BEFORE YOU BUY AGREEMENT. YOU HAVE THE OPPERTUNITY TO DECIDE IF THE PROGRAM MEETS YOUR NEEDS BEFORE YOUR PURCHASE. THEREFORE, THERE ARE NO REFUNDS ON PURCHASES PLACED UNLESS YOU DID NOT RECEIVE ACCESS TO THE REGISTERED VERSION ELECTRONICALLY WITHIN 2 BUSINESS DAYS AFTER YOUR ORDER IS RECEIVED AND PROCESSED BY LAMB SOFTWARE, INC. IF YOU DO NOT PROVIDE THE CORRECT EMAIL RETURN ADDRESS YOU WILL NOT BE ELIGIBLE FOR A REFUND AS AN ATTEMPT TO DELIVER THE REGISTERED PRODUCT FAILED. ORDERS SNAIL MAILED WITHOUT EMAIL RETURN MUST ALLOW 20 BUSINESS DAYS FOR THE REGISTERED VERSION AND MUST INCLUDE THE LISTED FEE FOR A DISK TO BE SHIPPED. YOU MUST CONTACT LAMB SOFTWARE, INC. FIRST (SALES@LAMBSOFTWARE.COM) IN ORDER TO TERMINATE THE LICENSE AND RECEIVE A REFUND UNDER THE SPECIFIED TERMS. THE LICENSE WILL TERMINATE AUTOMATICALLY IF YOU FAIL TO COMPLY WITH THE LIMITATIONS DESCRIBED HEREIN. ON TERMINATION, YOU MUST DESTROY ALL COPIES OF THE SOFTWARE.

LIMITATION OF LIABILITY. UNDER NO CIRCUMSTANCES AND UNDER NO LEGAL THEORY, TORT, CONTRACT, OR OTHERWISE, SHALL LAMB SOFTWARE, INC. BE LIABLE TO YOU OR ANY OTHER PERSON FOR ANY INDIRECT, SPECIAL, INCIDENTAL, OR CONSEQUENTIAL DAMAGES OF ANY CHARACTER INCLUDING, WITHOUT LIMITATION, DAMAGES FOR LOSS OF GOODWILL, WORK STOPPAGE, COMPUTER FAILURE OR MALFUNCTION, OR ANY AND ALL OTHER COMMERCIAL DAMAGES OR LOSSES. IN NO EVENT WILL LAMB SOFTWARE, INC. BE LIABLE FOR ANY DAMAGES IN EXCESS OF THE AMOUNT LAMB SOFTWARE, INC. RECEIVED FROM YOU FOR A LICENSE TO THE SOFTWARE, EVEN IF LAMB SOFTWARE, INC. SHALL HAVE BEEN INFORMED OF THE POSSIBILITY OF SUCH DAMAGES, OR FOR ANY CLAIM BY ANY OTHER PARTY. THIS LIMITATION OF LIABILITY SHALL NOT APPLY TO LIABILITY FOR DEATH OR PERSONAL INJURY TO THE EXTENT APPLICABLE LAW PROHIBITS SUCH LIMITATION. FURTHERMORE, SOME JURISDICTIONS DO NOT ALLOW THE EXCLUSION OR LIMITATION OF INCIDENTAL OR CONSEQUENTIAL DAMAGES, SO THIS LIMITATION AND EXCLUSION MAY NOT APPLY TO YOU.

Register RAS+ 95 now!

Thank you for your interest and support of RAS+ 95! Below you will find information on pricing and ordering methods. The fastest way for you to get your registered version is by using our lightning fast secure Internet order form. You will receive the unlock password in seconds after paying with any credit card and even personal or business check!



Secure registration - Get RAS+ 95 unlock password over the Internet in just seconds!
(You must be connected to the Internet and have a secure Web browser installed)

RAS+ 95 pricing:

Single user license: **\$29.95**

Site license pricing:

Quantity	Per copy price
2 to 9	\$23.00
10 to 24	\$18.00
25 to 49	\$15.00
50 to 99	\$11.00
100 to 199	\$8.00
200 to 499	\$7.00
500 to 999	\$4.00
1000+	Email Sales

(Optional Disk)

The preferred method of distribution is electronically via Internet Email. Since RAS+ 95 Beta 5 and later uses a unlock password you do not have to receive another program from Lamb Software, Inc. However, you have the option of receiving the final release when available on 3.5" disk. Add shipping and handling fee: **\$5.00**

RAS+ 95 license includes:

- Non expiring version, removes 40 hour usage period limit.
- Unlimited time RAS+ 95 will run, shareware exits after 4 hours of continuous usage.
- Unattended startup of RAS+ 95.
- Access to latest fully functional non-expiring version.
- Locked in price up to and including the final release.
- Quick update notices via Internet Email up to and including final release of RAS+ 95.
- Internet Email support and your great ideas get added to my TODO list (if approved).
- Access to the private web site with downloads / FTP access / real time mail-back downloads / RAS+ 95 mailing list and more!
- EULA agreement dialog at startup removed.
- Registration dialog removed at startup.
- 10 second reminder dialog removed at startup.
- Unlimited launch groups and launch applets vs. 2 groups and 1 applet / group.
- Peace of mind.. legal licensed virus free updates, no more sleepless nights

Payment methods:

[Secure Internet order form](#)

Orders placed over the Internet via a **secure** web server

Orders taken 7 days / 24 hours, registered unlock password is given within seconds after order placed!

Credit cards and even personal / business checks accepted right over the Internet!

[Toll free 800 orders](#)

[Snail mail checks and money orders](#)

Compuserve SWREG

Secure Internet Order Form

Use this method for quickest possible delivery of the registered version of RAS+ 95!



Secure registration - Get RAS+ 95 unlock password over the Internet in just seconds!
(You must be connected to the Internet and have a secure Web browser installed)

- Orders approved in seconds, unlock password given at the secure web site after approval!
- Processed 7 days, 24 hours / day!
- Your browser must be capable of supporting secure web pages (secure http transfers).
- Visa, Mastercard, Amex, Discover accepted!
- Also pay with paper personal or business checks **online** by enter routing #'s!
- Option for site license discounts!

Toll free 800 orders

Lamb Software, Inc. has chosen PsL as one of its official resellers. PsL accepts the following major credit cards: Master Card, Visa, Amex, and Discover.

1-800 operators available from 8:00 a.m. to 7:00 p.m. EST Monday-Thursday and 8:00 a.m. to 1:30 p.m. on Friday. Orders placed with PsL will be delayed until the next business day if placed after operator hours. For real time online orders see [Secure Internet order form](#) .

There are 3 different ways you can order by credit card from PsL:

(1) PsL Toll free 1-800 operator (Processing hours)

RAS+ 95 orders only #: 800-242-4775

To follow up an order or to check the status of an order send Email to sales@lambsoftware.com.

(2) PsL FAX

FAX#: 713-524-6398

The order will be processed during the hours listed above.

(3) PsL SNAIL Mail

PsL at P.O.Box 35705, Houston, TX 77235-5705

Any questions about the status of the shipment of the order, refunds, registration options, product details, technical support, volume discounts, dealer pricing, site licenses, non-credit card orders, etc, must be directed to Lamb Software, Inc. at sales@lambsoftware.com

Snail mail Checks and Money Orders

Note: It is possible to pay by check over our secure web site right on the internet!

For more info see [Secure Internet order form](#)

Please print out this order form and make check or Money order payable to:

Lamb Software, Inc.
311 Tavernier Drive
Oldsmar, FL 34677

*** Payments must be in US dollars. In addition, check or money order must be DRAWN ON A US BANK.**

*** Please do NOT send credit card information to this address!**

If you have an Internet Email Address and want electronic updates:

Name: _____

Internet email: _____

Company: _____

If you do not have a Internet Email address or you require a 3.5" disk to be mailed to you:

Address1: _____

Address2: _____

Address3: _____

Address4: _____

You may elect to receive one 3.5" floppy disk for an optional \$5 S&H:

[☐] I only want to receive the final 1.0 release on disk when it is available.

[☐] I need the current beta on disk now and I will waive receiving the final 1.0 on disk.

Quantity: _____

Total order \$: _____

Compuserve SWREG

If you have a Compuserve account, you can order 24 hours a day, 7 days a week. When on Compuserve, type GO SWREG, RAS+ 95 **ID is 9772** with a disk or **ID 12060 without a disk**.

This method of payment will be charged to your Compuserve account on your next statement.

Command Line Arguments

All command line arguments will start RAS+ 95 if not already running. RAS+ 95 will start in its previous window state. If RAS+ 95 is already running, it will pass the parameters to the already running RAS+ 95 program. Only one instance of RAS+ 95 may be running on a machine.

Notes:

There is a space between the argument flag (the command itself) and the next non flag argument.

Include "" marks around arguments with spaces.

You may combine any number for arguments on the command line.

You can place these arguments in batch files and or call from scheduling programs.

If you don't have RAS+ 95 in your DOS path statement in the autoexec.bat file you must provide the full path where raspls95.exe was installed.

/dial "Connectoid name"

Dials a single RAS+ 95 entry.

(Example: raspls95 /dial "My entry")

/providerdial " Connectoid name"

Starts with the selected entry, if the connection fails, it will continue dialing all the entries in the current Service Provider until connected.

(Example: raspls95 /providerdial "My starting entry name")

/allproviderdial "Connectoid name"

Same as above but when last Connectoid dialed in Provider group, the next provider group in the tree is dialed.

(Example: raspls95 /allproviderdial "My starting entry name")

/disconnect

Drops the active connection or aborts dialing

(Example: raspls95 /disconnect)

/droponexit

Drop connection when RAS+ 95 terminates.


(Example: raspls95 /droponexit)

(More if you need them.. let me know.)


Application launch overview

The Launch feature allows you to setup groups of frequently used applications and launch them either when the connectoid first goes online or when you push a user defined toolbar button on the launch pad toolbar. Once an application is launched you can elect to close the applications when the connection terminates or manually close the application via the launch pad toolbar. The shareware version is limited to 2 launch groups, each with only 1 applet per group. When registered, there is an unlimited amount of groups and applets per group.


Adding launch groups

1. Check to see the menu View >> “Launch pad” is checked.
2. Locate and click the launch pad toolbar button 
3. From the Launch control dialog, under the Launch group section, click New.
4. Enter the name of the launch group, then press OK.


Adding launch applications to launch groups

1. Check to see the menu View >> “Launch pad” is checked.
2. Locate and click the launch pad toolbar button . The icon is a small square with a yellow background and a black arrow pointing upwards and to the right.
3. Select the launch group you wish to add an application to.
4. From within the Launch Applications section, Either Drag and drop a file (or multiple files) from another windows program into the Launch Applications section or click the new button.

Adding launch groups to the launch pad

1. Check to see the menu View >> “Launch pad” is checked.
2. Locate and click the launch pad toolbar button . The icon is a small square with a yellow background and a black arrow pointing upwards and to the right.
3. Select the launch group you wish to add the launch pad toolbar by clicking on the drop down combo box within the launch group section.
4. In the launch application sections, click on the launch application you want to use for the icon on the launch pad.
5. In the launch group section, click on the Set Icon button.
6. Now click on the “>> Launch pad” button.

Changing launch application properties

1. Check to see the menu View >> “Launch pad” is checked.
2. Locate and click the launch pad toolbar button . The icon is a small square with a yellow background and a black border, containing a black and white graphic of a launch pad or rocket.
3. Select the launch group you wish to add the launch pad toolbar by clicking on the drop down combo box within the launch group section.
4. In the launch application section, double click on the launch application you want to modify.

Launching groups at connection

1. In the connectoid tree control, select the connectoid you would like to add a launch group to.
2. Expand the connectoid to view the “launch groups” folder.
3. Right mouse click on the Launch groups folder and select Insert
4. Pick the launch group you would like to launch when connected and hit OK.

Note: You may add multiple launch groups per connectoid.

Manually launching groups from the launch pad

1. Check to see the menu View >> “Launch pad” is checked.
2. Click on the user defined launch group button.

Manually launching groups from the Win95 tray


1. Right mouse on the red/yellow/green + symbol located in the Win95 system tray.
2. Select the launch popup menu and click on the desired application group to launch.

Closing launch groups from the launch pad

1. From the launch pad, right mouse click on the group you want to close and select "close applications in the group"

Launch control dialog

Launch Control Dialog

You may activate the launch control dialog by pressing the “launch control” button  on the launch pad toolbar.

The dockable launch pad toolbar may be dragged out of the RAS+ 95 application. Use the right mouse on the launch button to get a context menu for properties and closing options.



Using RAS+ with other Dial Up Networking software

Several other Dial Up Networking dialers are now built into software packages such as MS exchange mail and Internet Explorer. They usually give an option to use the network or Dial Up Networking somewhere within the software in an options page.

Example: Microsoft Exchange, right mouse on your Inbox desktop icon, select properties, highlight Internet Mail, select [Connection] tab.. you should see an option for Connect to Network or Connect using the modem.

If you would like to have RAS+ 95 be your dialer for other Internet software packages do the following:

1. Locate the Dial Up Networking / Network option of your desired software
2. Set the software to use the Networking option, NOT Dial Up Networking.
3. In RAS+ 95, choose the menu Settings >> RAS+ 95 Properties >> [Internet Autodial]
4. Select which connectoid you want to start dialing when Win95 requests to use your software tries to use the network and is offline.
5. (Tip) If you want use RAS+ 95 as the dialer, make sure the "Use RAS+ 95 when Internet AutoDialing" is checked. Otherwise, the Win95 dialog for the selected RAS entry (connectoid) will be displayed.

Now the next time your software goes to use the Internet and is offline.. Win95 will automatically start RAS+ 95 as your primary dialer.

Note: It is not necessary to have RAS+ 95 running before you start your Internet application. Win95 will automatically start RAS+ 95 if the Internet Autodial and RAS+ 95 interface is selected.

What does RAS stand for anyway?

RAS is defined by Microsoft(tm) as Remote Access Services, both client and server.

When is the final release due?

There is no date on the final release at this time. Check the web site for the latest notifications on the final release. RAS+ 95 is not completed and is under development. RAS+ 95 was introduced in September 1995. The current Beta version is recommended for users who already have RAS running under Win95 and want to fully automate their connections. The final release will cater more towards novice Internet users by including wizards and better help. If RAS+ 95 helps you at its current phase, and you use it on a regular basis after the 40 hour usage trial period expires, then you will need to register the software or Un-install it from your system. Registering means you lock in at the current price and will receive update notices and the licensed version. I reserve the right during Beta phase to change any format within RAS+ 95 in order to further enhance the long term goals of RAS+ 95. In addition, the registered users have priority of new releases and support.

Why was chat removed from beta 3?

Chat is no longer supported. The chat system was placed into RAS+ 95 for beta support to talk with the author online. Due to a overwhelming amount of RAS+ 95 users, which is beyond the range that the chat system was designed for, chat was dropped. Email is more effective than trying to talk to 300+ people at the same time and as it turns out... the chat system was eating up 100% of my bandwidth. Please note: there are several chat substitutes available on the net, but there is only one Remote Access Service (RAS+ 95) program and I want to focus on what it is that RAS+ does so well. Also, I have a TODO list (from registered beta users) a mile long with RAS related issues that I want to put in as enhancements that I just did not have the time to get done maintaining chat.

My login passwords are disabled, why?

This problem does not actually exist in RAS+ 95, but in the way you have your Windows 95 networking configured. RAS+ 95 does not cache data that Windows 95 RAS itself keeps (such as login ID, passwords, etc...). Common symptoms are the "save password checkbox" found in the Win95 Dial Up Networking "Connect to" dialog box is grayed out. In addition, RAS+ 95 will appear not to save your password after typing it in. Please review the following to resolve this problem:

If you are starting up Windows 95 without the logon dialog box coming up, or hitting escape when prompted for your login ID and password, Windows 95 will not allow you to use the dial up networking passwords for each Connectoid. From Win95's perspective, the passwords were generated under another user (which in this case happens to be you), and you are an anonymous user using the system. What you need to do is get the logon dialog box to come back when you startup Win95.

First, Make sure you have "Client for Microsoft Networks" selected!

From the start menu >> Control Panel, double-click the Network icon. Verify that you have the Primary Network Login combo box selected to "Client for Microsoft Networks".

If the Primary Network Login is selected to another option other than "Client for Microsoft Networks, simply selected "Client for Microsoft Networks" and select OK.

Restart your computer.

When your computer starts, Windows will prompt you to log on to your system by typing a user name and password. If you want, you can leave the Password box blank. When asked if Windows95 should remember settings for this user, answer Yes. Note: There is another option for "Windows Logon" which should NOT be selected. Usually, "Windows Logon" is used when don't have a local network or you are away from your local network (such as a laptop). Windows 95 will not validate you on the network when "Windows Logon" is selected.

If you don't have an option for "Client for Microsoft Networks to your networking setup"

From the start menu >> Control Panel, double-click the Network icon, and then click Add.

In the Select Network Component Type dialog box, click Client, and then click Add.

In the list of manufacturers, click Microsoft, click Client for Microsoft Networks, and then click OK.

Click the Identification tab, and then enter unique names for your computer and workgroup.

Restart your computer.

When your computer starts, Windows will prompt you to log on to your system by typing a user name and password. If you want, you can leave the Password box blank. When asked if Windows95 should remember settings for this user, answer Yes.

If you are still having problems: Run the Registration Editor (regedit.exe) and go to the Key below:

HKEY_LOCAL_MACHINE\SOFTWARE\Microsoft\Windows\CurrentVersion\Network\Real Mode Net

Delete the "autologon" entry.

Another common problem is a corrupt PWL file in your windows directory. You may need to delete your respective *.PWL file and re-enter your passwords.

(As a last resort) If you are using Microsoft's scripiter to automate your login and you are not concerned about tight security on your system: You may edit your assigned login script (*.scp file) with a hard coded password. Normally, the \$PASSWORD text is substituted while connected with the active Connectoid's encrypted password data which is stored in your registry. Search for the \$PASSWORD token and replace it with your password right in the login script file. Save the file and try to connect with scripting enabled.

More info...

If Dial-Up Networking Won't Let You Save Your Password

When you place a call to a remote computer by using a Dial-Up Networking connection, the Connect To dialog box appears. If the Save Password checkbox is not enabled:

1. In Control Panel, double-click the Network icon, and then click Add.
2. In the Select Network Component Type dialog box, click Client, and then click Add.
3. In the list of manufacturers, click Microsoft, click Client for Microsoft Networks, and then click OK.
4. Click the Identification tab, and then enter unique names for your computer and workgroup.
5. Restart your computer. (When your computer starts, Windows will prompt you to log on to your system by typing a username and password. If you want, you can leave the Password box blank.)

What are the plans for NT?

NT 3.5x has a different engine for RAS and there are no plans to support this version. NT 4.0 is one of the two major milestones for Beta 5 along with Billing.

Where is billing?

Billing was introduced in beta 3. Billing is going to be rewritten to be more flexible in Beta 5 and is one of the two major milestones for Beta 5 along with NT 4.0.

RAS freezes on hangup

This info was obtained from a Microsoft newsgroup and information within is unconfirmed and informational only and should be used with caution! Please verify dates as this information may be obsolete with future releases from Microsoft.

Hi Jean,

We are still accumulating data on this issue and testing.

See if this helps, and let us know what happens:

Locate the file: VNBT.386

Rename the file to something else, then restart Windows 95.

Try Dial-Up Networking and see what happens.

VNBT.386 is the file that provides NetBios support for TCP/IP. It should not affect your Internet connection. If you do have an application that requires NetBios services (Lotus Notes is an example), you can install the IPX/SPX protocol and enable NetBios there.

Thanks and regards,

James Shamblin

Microsoft AnswerPoint

Desktop Systems

<http://www.microsoft.com/support>

On Tuesday, May 07, 1996, Jean P. Donato wrote...

| Hello,

|

| I have the final retail build of Windows 95 and

| am running it on a Digital 486/66 PC with a US

| Robotics Sportster 28800 modem. (I did install

| the Service Pack 1 on it.)

| The Winsock and dial-up software I use are all

| from Microsoft as supplied in Windows 95.

| And I have a serious problem with my dial-up

| connections (our should I say disconnections?).

|

| About 1 of every 50 PPP connections I make to

| my Internet provider result in the entire computer

| hanging (with no error message or anything) when

| I hit the Disconnect button in the "Connected to..."

| window. Even Ctrl-Alt-Del won't repond; everything

| is frozen. Only the reset button will take care of this.

|

| That is the only situation where such a problem happens.

| I have no other similar problems with my PC. I should

| emphasize that other modem activities such as using

| HyperTerminal to connect to a BBS never cause this

| problem.

|

| My question is obvious: is Microsoft aware of such a problem

| and can I expect to see a fix for this someday?

|

| Regards,
|
| Mr. Jean P. Donato

>I pulled this thread off the regular internet newsgroup. Can someone
>from MS please address this issue?
>
>>>>Anyone else have their win95 system completely freeze up occasionally
>>>>when they hang up a dialup networking connection? This happens every
>>>>fourth or fifth time on me.
>>>>
>>>>Annoying!

I have this problem also, but less frequently because I kind of know
what to avoid doing. The total system hang is annoying, but I worry
most about all my data on my hard disk being trashed if my system
hangs when a background application is modifying the FAT.

There has been a lot of discussion on this topic in a netcom win95
group. It seems to happen more often when exiting the DUN while disk
activity is still going on.

This is a serious and real bug. We need a Microsoft support engineer
look into this problem immediately.

Ken

Tim G. wrote:

>
> >>>>Anyone else have their win95 system completely freeze up occasionally
> >>>>when they hang up a dialup networking connection? This happens every
> >>>>fourth or fifth time on me.
> >>>>
> _____

Hi Tim

I just had the same problem for the first time two days ago, also using Agent .99,
I emailed Forte because I also had a problem with my screen saver freezing if I
left Agent onscreen. I've not had this freezing thing with any other applications.
I've also just added another 16 MBytes memory, now total of 32, no problems at all
since.

I'll see how it goes and post any updates

Chris

Wow, I finally found Microsoft! Will they answer questions, since
they've abandoned CIS? Let's hope so:

I pulled this thread off the regular internet newsgroup. Can someone
from MS please address this issue?

>>>>Anyone else have their win95 system completely freeze up occasionally

>>>when they hang up a dialup networking connection? This happens every
>>>fourth or fifth time on me.

>>>

>>>Annoying!

>>> _____

>>

>>Yeah I have seen this to. I installed the service pack update about a week

>>ago. Thats when I noticed the problem. I wonder if that had anything to do

>>with it.

>

>My symptoms were exactly as Tim G. described above. I got them to go away by

>uninstalling "Client for Microsoft Network". Perhaps this also has something

>to do with the service pack since (as I recall) the service pack updates

>VREDIR.VXD which is used by "Client". I'd like to hear something definitive

>on this matter.

>

My system crashes with MPREXE fault, why?

This info was obtained from a Microsoft newsgroup and information within is unconfirmed and informational only and should be used with caution! Please verify dates as this information may be obsolete with future releases from Microsoft.

(Roger Lamb) The only way that I've been able to fix this for users is have them re-install Win95 and the MS Plus! Without the service pack update.

...

I had this same problem. It seems that the Service Pack#1 corrupts the password file. Just delete the .pwl file in your c:\windows directory and reboot. Don't enter a WIN95 logon password. The problem goes away now.

I had this same error when trying to enable dial-up networking's "save password".

>Does anyone have any info on the MPREXE page fault that occurs under
>95.. it appears to have something to do with the new service pack and
>exchange mail.

>

>any info , send to roger@lambsoftware.com

>Lamb Software, Inc.

>Ras+ 95

><http://www.lambsoftware.com>

>

I solved the problem by deleting all Internet programs and reinstalling now I are back to normal (I hope) thankyou for your reply (I will be extra careful not to click wrong icons in future, my problems did start though with starting RAS when it was already connected??)

Thank you for your prompt reply

Roger -

I re-installed Windows 95 (foolish me) and began receiving the page fault when I tried to save my password in my automatic Dial Up Script for my ISP. My solution was not to use the dialog box and to change the "\$user" and "\$password" in my script to the true user name and password.

Just in case this may help...

SVRAPI.DLL file missing

I have no idea why this file is not on some users systems but it should have been installed with Win95 and Dial Up Networking. Try re-installing Dial Up Networking on your system. This file is compressed inside one of the *.cab files with your Win95 install disks/CD rom. You can try to manually extract this file with the "extract.exe" utility with Win95.

Under construction



We apologize, but this section is under construction and is not currently available.
For updates, please see RAS+ 95 updatesUPDATES.

Copyright List

Information in this document is subject to change without notice. Companies, names, and data used in examples herein are fictitious unless otherwise noted. No part of this document may be reproduced or transmitted in any form or by any means, electronic or mechanical, for any purpose, without the express written permission of Lamb Software, Inc.

Copyright © 1996 Lamb Software, Inc.. All rights reserved.

Windows® 95 and Windows® NT<tm> are trademarks of Microsoft Corporation in the U.S. and other countries.

Special Thanks

First Wave Quality Assurance Beta Team Members

Scott Baker, Brad Bryan, Erick C. Chang, Kevin Coghlan, Rich Drake, Darren Duncan, Paul Enright, Lee R. Gaca, Perry 'Bo' Graham, D.J. Harmon, Bill Holder, Vania Mascioni, Larry Moore, Doug O'Bryan, Trey Chapman-Smith, Phillip Teoh, Norman Thoms, Richard J. Valente, Jim Willoughby, Shane D. Winegard, Peter Ziebel

RAS+ 95 FAQ sheet administrator

Jeff Edwards

Technical contribution

Hector Aleman - Ping extensions

William E. Kempf - Sample for better method of closing launched apps.

Disconnect will abort the current dialing session or drop the line if it is connected.

(This feature is under construction

Permits a wizard to select a Service Provider Pack (*.SPP) file. This file has all the information about a Service Provider's configuration.

(This feature is under construction)

Grabs a snapshot of the Connectoid tree and produces a *.SPP file. (See Import service provider pack)

Hides RAS+ 95, there will be a "+" sign added to your tray icon area within Win95. RAS+ is removed from the minimized icons in the taskbar but continues to run in the background.

Print is only functional when the Output Pane is selected. It will print out the contents of a selected pane.

Print Preview is only functional when the Output Pane is selected. Allows user to preview the contents of a selected pane prior to printing a hard copy.

Allows user to configure and select a printer.

Shuts down and terminates RAS+ 95.

Configure RAS+ 95's property pages.

Displays Win95's stock Dial Up Networking folder.

Displays the control panel networking setup dialog.

Displays the modem dialog control panel. This feature permits the user to configure their modem and dialing location.

Displays Internet dialog control panel. For Microsoft(tm) Plus! Pack users only (optional). Internet options must be installed.

Displays the Internet setup wizard. For Microsoft (tm) Plus! Pack users only. Internet options must be installed.

(This feature is under construction)

Displays the scripter.exe dialog, which allows user to assign a script to a Connectoid for automated login. Microsoft scripting must be installed from either the Plus! pack or from the Win95 CD in the admin\dscrip directory.

Allows the user to select from a list of launch groups. A launch group is a collection of applications which can start up together.

(This feature is under construction)

When this command or the command line equivalent is called, RAS+ 95 will automatically close all currently launched applications.

(This feature is under construction)

RAS+ 95 welcome wizard is a feature with new users in mind. This feature retrieves RAS entries from Microsoft Windows 95 and automatically configures the appropriate RAS+ 95 files. RAS+ 95 will not copy or move the existing Microsoft Windows 95 RAS entries.

Allows user to display or hide the toolbar. The toolbar may be "grabbed" and moved. To do this, select between the buttons on the tool bar and drag it to any wall of the application or drop it anywhere else to make a popup window.

Allows the user to display or hide the lower status bar.

Allows the user to adjust the height/width of an active window pane. This is called a split. This feature also allows the user to remove splits.

Displays RAS+ 95 contents help file.

Windows 95 general help on help.

Dial the selected entry in the tree view.

Automatically cycle through each connectoid until successfully connected. Without a successful connection RAS+ 95 will automatically cycle to the next service provider in the tree.

Add a new service provider to the bottom of the tree.

Add a new connectoid using the stock new connectoid dialog from Windows 95. After adding entry it will automatically import from Windows 95 and be added to the RAS+ entry tree.

Edit selected provider name.

Remove the selected service provider and all of its connectoid children from the tree pane. This option will NOT remove from Windows RAS subsystem.

Modify the Windows 95 connectoid and server type.

Assigns selected connectoid to a NT RAS callback number and authentication domain to logon to.

Removes the selected service provider and all of its connectoid children from the tree pane. This option WILL remove from Windows RAS subsystem.

Copies all connectoid attributes, including all switches, scripting, password, and Login ID to a temporary buffer.

Inserts connectoid attributes copied to the temporary buffer. The user will be prompted for a new phone number, usually this is the only attribute that needs to be updated.

