

3D Kid's Dice Help

[Introduction](#)

[Requirements](#)

[Order](#)

[Installation](#)

[Uninstall](#)

[Game Play](#)

[3D Kid's Dice](#)

Introduction

3D Kid's Dice is the dice game of Shut The Box with beautiful 3D rendered graphics, sound effects and background music, 3D Kid's Dice provides dice games to play with a friend or against a computer opponent.

Requirements

256-color video, Windows 95, sound card, mouse

Order

The ordered program contains full functionality of the game: the ability to close all nine boxes in 3D Kid's Dice, and the ability to play against a friend. Secure online ordering is available at our web site: <http://www.latticeworksw.com>. By ordering online, you not only save shipping/handling charges, but also download the full version immediately. To order by mail click on the Order icon on the main screen and following the instructions, or by locating the file order.txt, filling in the order blank, and choosing File/Print. Send the order form (printed by click on "Order" on the front screen of the program, and a check or money order in US funds, DRAWN on a US bank for \$9.95, plus \$3.00 shipping and handling to:

LatticeWork Software, Inc.
P.O. Box 362
Lafayette Hill, PA 19444
USA

Installation

Click on Start/Settings/Control Panel. Double-click on "Add/Remove Programs" and click on the "Install" button. You will see the message "Insert the program's first installation floppy disk or CD-ROM, and then click Next." Whether the program is on a floppy disk or on your hard drive, click on "Next". To find the install program on your hard drive, on the next screen click on "Browse" and select the directory or disk where your file is located (e.g., if you downloaded this program from the internet and saved it in the temp directory on your C: drive, search for c:\temp\3dkiddc.exe or if the files are on a disk on a: or b: drive, select a: or b:). Double-click on 3dkiddc.exe for the shareware version, or on setup.exe for the full, registered version, and click on "Finish.". If the program is on a disk, Windows 95 will find the install program, then click on "Finish." Once the files have been copied, install will place the program in Start Menu Programs. To start the program click on Start/Programs/3D Kid's Dice/3D Kid's Dice.

Uninstall

Click on Start/Settings/Control Panel. Double-click on "Add/Remove Programs". Scroll down the list of programs and click once on 3D Kid's Dice. Click on the Add/Remove button to uninstall this program.

Game Play

The first time in 3D Kid's Dice, you will be requested to enter two players' names. Only letters are accepted for player names. These names may be changed at any time by clicking on a name within any game. Click on the 3D Kid's Dice game icon to start the game. Also available on the main menu page are options to view or clear the top scores of all games, the option to view the help file, and directions for ordering. All user preferences are saved for use in subsequent games.

3D Kid's Dice

The shareware version of 3D Kid's Dice does not allow boxes 7, 8 or 9 to be closed. In addition, the Two-Player option is available only in the full orderedversion.

Object of the Game

Keyboard Shortcuts

Selecting Players

Game Play

Undo

Scoring

One Die vs Two Dice

Animation Speed

Music

Sound Effects

Gremlin

Back to Main Menu

Object of the Game

The object of 3D Kid's Dice is to try to close all nine boxes, or as many of the nine boxes as possible, to score the *lowest* score possible.

Keyboard Shortcuts

There are a number of keyboard shortcuts for convenience:

| <u>Key</u> | <u>Operation</u> |
|-------------------|-------------------------|
| spacebar | rolls the dice |
| 1 - 9 | closes that box |
| + or = | speeds up the animation |
| - or _ | slows the animation |
| S or s | displays the top scores |

Selecting Players

To change player options, such as playing against the computer or playing against a friend, or to change the name of a player, click on either player name, and follow the directions of the dialog box. Only letters are accepted for players' names.

Game Play

The object of 3D Kid's Dice is to try to close all nine boxes, or as many of the nine boxes as possible, to score the *lowest* score possible. The **round score** initially is 45 (the sum of one through 9). The current players' turn is indicated by an arrow next to their name in the scoring area. The dice are rolled by clicking in the cup area or by pressing the spacebar. One, two, three, or four boxes may be closed on each throw of the dice. The total of the numbers on the boxes closed must be equal to the total number of pips on the two dice. For example, if all boxes are open, and a 6 and a 5 are rolled, ***one*** of the following sets of boxes may be closed:

- 1.) box 9 and box 2
- 2.) box 8 and box 3
- 3.) box 8, box 2 and box 1
- 4.) box 7 and box 4
- 5.) box 7, box 3, and box 1
- 6.) box 6 and box 5
- 7.) box 6, box 4 and box 1
- 8.) box 6, box 3 and box 2
- 9.) box 5, box 4 and box 2
- 10.) box 5, box 3, box 2 and box 1

After all necessary boxes are closed, the dice will be placed back into the cup for the next throw. There is a limited **undo** option. Play continues until there are no more possible moves. After clicking on the cup or pressing the spacebar, play moves to the next player. The sum of the numbers of the boxes left open is the **round score**

Undo

3D Kid's Dice has a limited undo option. If only one box is needed to be closed to complete a throw of the dice, after closing that box there is no way to undo that play. However, if two or more boxes need to be closed to complete a throw of the dice, and if only one of those boxes has been closed, clicking on that box again will open it. Or, clicking on that box with the right mouse button will also re-open the box. For example, if a 6 and 3 are thrown, and a player clicks on the 7 box to close that box, before clicking on the 2 box, the 7 box may be clicked again to re-open it. Then, if desired, boxes 5 and 4 may be closed.

Scoring

Two sets of scores are kept in 3D Kid's Dice. Below each player name you will see two numbers. The number on the left is the current ***round score***. That score ***starts*** at 45, and is ***decremented*** by the number of each box which is closed. The best score for a round is zero, when all boxes have been closed.

The second number, to the right of the current round score is the ***game score***, which is zero initially. After both players have completed a round, each ***round score*** is added to the players' ***game score***.

Finally, when either player's ***game score*** is 100 or greater, that game is over. The winner is the player with the smallest score. The final score for that player is the difference between the two players' scores. Thus the greater the difference, the greater the win. The top ten final scores, with player names, are saved. To view the top scores press the s key.


One Die vs Two Dice


If boxes 7, 8, and 9 are closed, there is the option, if you desire, to continue playing that round using only one die. To do so, click on the graphic of the single die below the cup. Please note that until the end of that round, only one die will be used in play. When the next player or next round starts, two dice will once again be used. The one die option is not available for the shareware version of the game.

Animation Speed


To speed up the animation of the dice and closing of the box, click on the plus sign icon, or press the + or = key. To slow down the animation speed, click on the minus sign icon, or press the - or _ key.

Music


Background music may be turned on and off by pressing the music note icon.  This icon is highlighted when music is on, and is dimmed when music is turned off.

3D Kid's Dice will play one music file repeatedly. Three midi files are provided for you. However, you may play any midi file on your hard drive. To choose a different midi file as background music, click on the disk icon . Search your hard drive for the midi file you would like to play. Please note that there are many midi files on the internet for download and use with this program. Using your favorite search engine (such as: <http://www.hotbot.com>), search for "midi". Most midi files on the internet and major online services may be downloaded and enjoyed for your personal use at no charge to you.

Sound Effects


The sound effects may be turned on and off by pressing the speaker icon . This icon is highlighted when the sound effects are on, and dimmed when the sound effects are off. This option is saved as a user preference for subsequent games.

Gremlin

Gremlin mischief may be turned on and off by pressing the exclamation point icon . When this option is turned on, the exclamation point is highlighted. Whenever this option is turned on or turned off, the game is reset to a new game. The gremlin will then occasionally close or open a box, accompanied by a creaking sound, while a game is in play. This may be an advantage or a detriment to a particular round of a game depending on which boxes are open, which dice are thrown, and how close it is to the end of a round.

Note that if a round is close enough to the end so that only one die is being used, and if the gremlin reopens boxes 7, 8, or 9, there will be no way to close them during this round, since the one-die option is in effect until the end of that round.

Back to Main Menu

Click on the arrow  to go back to the main menu.

