



Copyright © 1997, John Cutter. All rights reserved.

(To learn how to use Help, press F1.)

● **Introduction**

Information about Poker Challenge

● **Getting Started**

Details to get you into the game quickly and easily

● **How to Play**

Instructions to teach you about Poker Challenge and the Contests

● **Scoring**

Scoring information

● **Finding Plays**

Step-by-step instructions to help you find and create plays for high scores

● **Tips and Strategies**

Suggestions to improve your scores

● **How To Register**

Information on registering Poker Challenge, benefits for registered users

● **Technical Support**

Technical notes, how to contact the author if you need help

● **Miscellany**

Other Shareware, Comments, Designer Notes, History, Vendor & Legal Info, etc.

About Poker Challenge

Poker Challenge is an exciting new game that combines the best elements and excitement of high stakes poker, with the strategy of classic board and computer games like *Yahtzee*, *Shanghai*, and *Tetris*.

As in poker, being successful at *Poker Challenge* involves an element of chance. But it will quickly become apparent that much more than luck is required for winning play. Successful *Poker Challenge* players must look at the cards with a keen eye, think strategically, and exercise patience in order to build high scoring plays.

[A Brief History of Poker](#)

Related Topics

[Contents](#)

QuickStart:

1. Click on cards that make valid poker hands

- cards must be adjacent (touching on either the top, left, right or bottom)
- you will not always select 5 cards (i.e. choose only 2 cards for a pair)
- straights do not have to be connected in sequence as long as they are adjacent

2. Click on the green tabletop to "play" your selected cards

3. Jokers are NOT wild

- jokers may be removed singly or along with any one adjacent card
- jokers on the bottom row are "FREE" and may be removed singly or with ANY card

4. The game is over when there are no valid moves remaining

- the computer will display a message if there are no moves left
 - if you don't see a message and can't find a move go to the View menu and select Hint
-

Overview (The Basics)

A more detailed explanation of how to make plays. Applies to standard game and contests.

Standard Game

This topic will teach you all about the standard game. ("New Game")

Contests...

Click on this topic to learn about the *Poker Challenge* contests.

Related Topics

Contents

The scoring in *Poker Challenge* follows the video poker standard. Thus, the following dollar values are associated with each hand type:

Scoring Table:

Pair.....	\$2.00
2 Pairs.....	\$5.00
3 of a Kind.....	\$10.00
Straight.....	\$15.00
Flush.....	\$20.00
Full House.....	\$25.00
4 of a Kind.....	\$50.00
Straight Flush.....	\$75.00
Royal Flush.....	\$100.00

Note: If you are looking for a quick scoring reminder during the game, you can click on any of the "plays" boxes at the bottom of the game window.


Related Topics

[Poker Challenge Scoring](#)
[Contents](#)

Finding plays isn't as easy as it looks. Beginners have a tendency to go for the easy plays and thus overlook higher scoring hands. They will click on a 3 of a kind, for example, and fail to see the neighboring pair that would have given them a full house! This help topic will teach you how to find, and *build* those high scoring plays!

Study the Cards

Don't play the first good hand you see -- study the cards before you make that first play and make sure you aren't missing (and potentially *messing up*) a better play somewhere else.




At left, see if you can find a 3 of a kind.

Did you find the 9's? Did you see all 4 of them? (A 4 of a kind is worth \$50.00!)

Look for Possible Straight Flushes or Royal Flushes


These are the two highest scoring hands in poker, and you should begin each game by looking for these plays. You will seldom find a *natural* (where the cards are all together after the deal) but it *is* often possible to build these hands if you're willing to work for them.

Here's an example: look at the randomly generated layout below:




Notice the bottom row. The 5, 6, and 8 of hearts are right next to each other. Take a quick look for other cards that could be used in a straight flush. The 4 and 7 of hearts are not too far away, but you have 2 problems: First, you must get rid of the 3rd column -- that will squeeze the 4 and the 8 together -- then you need to drop a joker to the bottom row so you can take out the Jack of hearts in the corner, thus bringing the 7 of hearts into play.

Look carefully at the cards in the 3rd column. Do you see how to solve both problems? Play the 2 pairs, Kings and 8's; that will drop the 3 of diamonds next to the 3 of hearts. The cards will then look like this:



There is now a Joker on the bottom row that can be used to remove the Jack of hearts. But not yet! Click on the Joker above the 3 of diamonds and drop the King down. You've just made a full house -- Kings and 3's -- worth \$25.00!

Now you can take out the Jack of hearts with the single Joker in the 3rd column. You've just built a straight flush and earned \$75.00!



Related Topics

[Tips and Strategies](#)

[Contents](#)

The Finding Plays topic includes some thoughts to help you build high scoring plays. Here are some more things to consider:

Free Your Jokers

Try to drop your Jokers to the bottom row. They will be ***much*** more useful if they are "free" and this could be the key to some big plays later in the game.

Don't Strand Cards

Try to remove cards from the columns and rows as evenly as you can. You will have many more play possibilities if you can build horizontally *and* vertically, so try to keep the cards in "blocks."

If you find a short column between 2 taller columns, try to remove it. That will squeeze the taller columns together and probably open up more plays.

Build Up Your Bonus

If you are ***sure*** you are going to get a bonus, try to build up the bonus hands -- even if it means sacrificing a higher scoring play. For example, you are probably better off giving up a full house if it is late in the game and you still need a 3 of a kind.

Lower the Card Count

The bonus is based, in large part, on how many cards you have left when you run out of moves. Try to remove as many cards as possible, even if it means making some smaller plays.

Think Ahead

Sometimes, to make those high scoring plays, you will have to think several moves ahead. You may be close to a 4 of a kind, for example, except you have one card in the way. To get rid of that card will require a free Joker. To drop a Joker to the bottom row you will have to remove a flush, but you can't make the flush until you play a pair... It can get complicated very quickly -- but that just makes it even more satisfying when you finally figure out how to make a really tough play!

Related Topics

[Finding Plays](#)

[Contents](#)

The registration fee for *Poker Challenge* is only \$15.00, and there are 3 simple and convenient ways for you to pay:

[Registering with a Check or Money Order](#)

You can register by sending a check or money order directly to the author. (U.S. funds only.) You will receive your registration code by e-mail or phone (your choice), usually within 24 hours.

[Registering through CompuServe \(SWREG\)](#)

If you are a member of CompuServe you can register online with the SWREG service. (The registration ID is 14039.) You will receive your registration code by e-mail, usually within 24 to 48 hours.

[Registering by Credit Card \(MasterCard, Visa, Discover Card\)](#)



If you would like to charge your registration, you may do so by phone (toll free), by fax, through e-mail, or over the Internet. You will receive your registration code at the time you register, or by e-mail, usually within 24 hours.

Related Topics

[Benefits of Registration](#)

[Removing the Game](#)

[Contents](#)

The registration price for this program is only \$15.00! *Poker Challenge* is shareware, and if you use it for longer than the 21 day evaluation period, you are required by law to pay the nominal fee. Supporting shareware development will result in higher quality programs, so please take the time to register this product, if you enjoy it.

Registering the game will provide you with the following:

- A registration code and instructions. Entering this code into the game will eliminate the registration notices, enable you to play all the contests, and let you view the top scores and scorers! (The High Score screen will only be visible during the 21 day evaluation period. After that, your scores will be saved but you will not be able to view them.)
- Free upgrades to all future versions of the product. If you provide a valid e-mail address you will be notified of new versions and where to download them. Your registration code will work for any upgrade version, so be sure not to lose it. (If you do lose it, you can contact the author for a new one.)
- Technical support, via e-mail. (74151.1445@compuserve.com)

Visit the Poker Challenge Homepage for revisions and information:
http://ourworld.compuserve.com/homepages/john_c/Pokerchl.htm

Related Topics

[Registering with a Check or Money Order](#)
[Registering through CompuServe \(SWREG\)](#)
[Registering by Credit Card](#)
[Removing the Game](#)
[How to Register](#)
[Contents](#)

Welcome to *Poker Challenge*. The following topics should help you get into the game quickly and without confusion.

Players:

[Player List... \(Players Menu\)](#)
[Add New Player \(Players Menu\)](#)
[Delete a Player \(Players Menu\)](#)

Game:

[Choosing a Game](#)
[New Game \(Game Menu\)](#)
[Contests... \(Game Menu\)](#)

Game Options:

[Current Game Stats \(View Menu\)](#)
[Hint \(View Menu\)](#)
[High Scores \(View Menu\)](#)
[Undo Last Move \(Options Menu\)](#)
[Refresh Screen \(Options Menu\)](#)
[Preferences \(Options Menu\)](#)

Related Topics

[Overview \(The Basics\)](#)
[How to Play](#)
[Contents](#)

Most historians trace the evolution of the game we call poker to a book published in England in 1674. *Cotton's Complete Gamester's* described how to play *Post and Pair*. This unique little card game seems to have been the inspiration for *Bragg*, which in turn inspired the poker we play today.

Until 1850, there were no printed rules for poker. Neither of the two American Hoyles then in print mentioned it at all. In fact, the expression "poker according to Hoyle" is a bit of a misnomer because the English writer and lawyer Edmund Hoyle (1672-1769) never even heard of poker: he died sixty years before the game originated!

Many people are surprised to learn that the straight and straight flush, didn't become valid poker hands until after the Civil War. They were described in an 1867 edition of Hoyle's, along with the first recorded mention of the word "ante" and an explanation of how jokers could be used as wildcards.

The first printed poker rules seem to have been written by General Robert E. Schenck, the United States minister to England. While staying at an elegant country house in Somersetshire he introduced the game to the other guests. The hostess, a prominent duchess, was so taken with it she persuaded him to write down the rules. In 1872, the duchess privately printed the rules for her court, and the game caught the fancy of Queen Victoria. After that, the popularity of "Schenck poker" spread through Great Britain.

After 1875, books about poker appeared regularly in America, England, and Continental Europe.

-
1. Debebian, D., Game of Poker, New York, 1889.
 2. Habeythe, Jeu de Poker, Paris, 1886
 3. Coffin, G. S., Poker Game Complete, Faber and Faber, 1950.

Related Topics

[Introduction](#)

[Contents](#)

When you first start the game you will probably want to add a new player. Wait until the Player List window appears and then click on the Add New Player button. Now type in a name for the new player, making sure it does not have more than 21 characters. (If you change your mind about adding a new player, click on the Cancel button.)

Poker Challenge will only keep track of 12 players, so if you click on the Add New Player button and there isn't room left, you will be prompted to delete one of the current players.

Note: You can add a new player during a game by pulling down the Players menu and selecting Add New Player.

Related Topics

[Deleting a Player](#)

[Contents](#)

To permanently delete a player from the game, click on the Delete a Player... button in the Player List Window. You will then be prompted to choose a player, and the player names will turn yellow.

Click on the name of the player you would like to delete. A dialog box will appear with the message: "Are you sure you want to permanently remove [Name of Selected Player] from the game?"

Click [Yes](#) to permanently delete the selected player

Click [No](#) if you would like to delete a different player

Click Cancel to return to the player list without making any changes

If you do not wish to delete a player, click on the Cancel button at the bottom of the list of players.

To delete a player during the game, pull down the Players menu and select Delete a Player...

Related Topics

[Getting Started](#)

[Add New Player](#)

[Contents](#)

The Player List window appears at the start of every game, and shows the name of each active player, sorted by the size of their bankroll. (The player with the most money is listed first, and whoever has the least money -- or the largest debt -- will show up at the bottom of the list.)

This window can be displayed during the game (to change players, for example) by selecting Player List... from the Players menu.

Related Topics

[Getting Started](#)

[Add New Player](#)

[Delete a Player...](#)

[Contents](#)

After you have selected a player, the green tabletop will appear. If you pull down the Game menu you will see the following two game options:

New Game

Click on poker hands in an 8 x 7 grid and try to build the highest possible score! Entry fee: \$112.00 will be deducted from your bankroll each time you start a new game.

Contests...

Contests are an excellent way to build up your bankroll -- but to win the prize you must play every single card! Entry fee: none.

Related Topics

Getting Started

Contents

This is the standard game. Fifty six (56) cards are dealt onto the table, face up, in 8 columns of 7 cards each.

The game is over when all the cards are removed, or when there are no more valid plays. (A message will appear if you are out of plays.) If your score is greater than the entry fee of \$112.00, you win! If it is less, however, your game score goes to \$0.00, and you lose it all!

"Play" Lights

At the bottom of the screen you will see small boxes with each type of "play" that can be made in the game. These boxes will light up each time you have one or more plays of that type. It is important to keep track of your plays because it affects the size of your bonus, should you earn one.

You may also click on these boxes for a description of the play and scoring information.

Scoring

The entry fee for this game is \$112.00 (\$2.00 per card), so this amount of money is subtracted from your bankroll every time you start a new game.

Each time you remove cards from the table by making plays, your score increases. (See the Scoring topic for play values, or click on the play lights at the bottom of the game window.)

Once your score is greater than \$112.00 you will hear a cash register sound and your score will change color from red to green. This signals that you have won! After the game is over the *Poker Challenge* Scoreboard will appear to tally the final results.

Earning a Bonus

You will earn a bonus if your net score (the game score minus the entry fee, minus \$2.00 for every card remaining on the table) is greater than \$0.00. The size of the bonus is determined by multiplying your net score by the number of different "plays" you made. Again, the play lights at the bottom of the game screen will help you keep track of your possible bonus.

EXAMPLE:

Let's say that the game ends and your score is \$150.00. We'll also assume that there are 10 cards left on the table, and that you used 5 different plays during the game: pair, 2 pairs, full house, flush, and straight.

Game Score:	\$150.00
- Entry Fee:	\$112.00
- Cards Left (x \$2.00):	\$ 20.00
= NET SCORE:	\$ 18.00

Net Score:	\$ 18.00
x Plays:	5
= BONUS:	\$ 90.00

Bonus:	\$ 90.00
+ Game Score:	\$150.00
= FINAL SCORE:	\$240.00

Related Topics

[How To Play](#)

[Finding Plays](#)

[Scoring](#)

[Tips and Strategies](#)

[Contents](#)

Contests are an excellent way to increase the size of your bankroll. To earn the cash prize, however, you must figure out how to remove every single card from the table!

You may re-play contests you have already completed, though if you do this you will NOT be eligible for the cash prize -- this is only awarded once for each player.

Selecting a Contest

To select a contest, simply double click on a contest in the list, or highlight the contest by clicking it once, and then clicking on the OK button at the bottom of the window.

Click on the up or down arrow on the scroll bar to the right of the contest list to scroll the list up or down. Alternately, you can use your cursor keys to move the highlight up or down. (The list will scroll down if you attempt to move the highlight off the top of the list, and up if you attempt to move it off the bottom of the list.)

Note that every time you highlight a name on the list, a description and icon appear. These will give you a little more information about that contest.

In addition to the contest name, the list also shows the relative difficulty of each contest, and the prize money. The difficulty level gives you a rough idea how hard the contest will be to solve, while the prize is the amount of money you will win after you complete the contest successfully.

Related Topics

[Getting Started](#)

[How to Play](#)

[Contents](#)

It feels a little pretentious to write such a long list of acknowledgments for a simple card game, but what the hell...

Dedication

Poker Challenge is dedicated to my mother, whom Dad and I affectionately call "Madame Shanghai." The name came about after she grew addicted to Activision's similarly monikered tile matching game. We, her family, colluded and had an "Intervention" for her, but within weeks she was back at it. SA (Shanghai Anonymous) also proved ineffective. Hopefully, she will find *Poker Challenge* to be equally addictive and we will gradually be able to wean her off that other devilish game.

Support (Emotional)

I'd like to thank my wife, Melanie, and my daughter, Autumn, for being so patient during the creation of this game. They are the best things in my life.

Support (Technical)

Poker Challenge would not have been possible without Stephen Murphy's excellent freeware "qcard.dll" The card back designs included in qcard.dll were created by Daniel Di Bacco. I thank them both.

This Help file was written with the aid of a tool called *VB AHA!!!* by Craig Villalon. His efforts are appreciated.

The SETUP.EXE file was created using a handy shareware program called *Insteasy* by Kurt P. Herzog. Much obliged, Kurt.

Poker Challenge was written in Visual Basic (version 3.0), a Microsoft Corp. product.

Testing

The game was tested by a number of people, including: Melba Cutter (Madame Shanghai), Melanie Cutter, Jack Cutter, Randy Rasa, Tim Royal, Pat Cook, Stephanie Berg, Wayland Wasserman, Jeff Rollososon Halbhuber, D.M. "Djaxn" Clayton, David Grady, Allen McPheeters, Paul Reckamp, Mark Swardstrom, Peter Heinrich, and Matt Mansell.

Special Thanks

I owe a special thanks to Tom Warfield, the author of *Pretty Good Solitaire*. (Don't believe the title, his solitaire collection is fantastic.) Tom suggested the "qcard.dll" file, provided some technical help, and answered countless questions. All this to help someone who hoped to provide him with a little competition. Hopefully, I will be able to return the favor someday.

I would also like to single out Randy Rasa, a shareware card game pioneer. He not only helped Beta test the game, he gave me some excellent advice and lots of encouragement.

Related Topics

[Miscellany](#)
[Contents](#)

Both the Contests and the standard game (Poker Challenge) are played in accordance with a basic set of rules:

Making Plays

The primary activity in *Poker Challenge* is to click on and "play" valid poker hands. To do this, click on the appropriate cards, then on the green tabletop to complete your play. The cards you select **must** be adjacent, touching at least one other card on the top, left, right, or bottom. (Each time you click on a card, it will be marked with the word "Play". Click on the card again to deselect it.)

Any cards above the cards removed will drop down to fill in the holes. If all the cards in a column are removed, the columns to the right shift left to close the gap.

Valid Poker Hands

Every standard poker hand is represented. However, unlike regular poker, plays do **NOT** always consist of 5 cards:

<u>Pair</u>	Two adjacent cards of the same value
<u>2 Pairs</u>	Two cards of 1 value & 2 of another value
<u>3 of a Kind</u>	Three adjacent cards of the same value
<u>Straight</u>	Five adjacent cards in a series
<u>Flush</u>	Five adjacent cards of the same suit
<u>Full House</u>	One <u>pair</u> and one <u>3 of a kind</u>
<u>4 of a Kind</u>	Four adjacent cards of the same value
<u>Straight Flush</u>	Five same suit cards in a series
<u>Royal Flush</u>	A, K, Q, J and 10 of the same suit



NOTE: The order of the cards is not important, provided they are adjacent. The player at left is getting ready to play a straight. (Notice the "play" icons on the selected cards.) In this example, even though the cards are not in a specific order, the 5 cards are in a series, 1-5, and they are adjacent to at least one other card on the left, right, top or bottom.

Actually, this player might also have chosen the 3 of hearts, 5 of clubs, 6 of spades, 4 of hearts, and 7 of hearts. Or even the 4, 5, 8, 6, and 7.

How to Use the Jokers

The jokers are NOT wild, and thus cannot be used to build any of the plays displayed above. They can only be removed singly, or with any *one* adjacent card. See the Tips and Strategies topic for information on how to strategically use the jokers to make big plays.

"Free" Jokers

Jokers on the bottom row are considered "free" and may be removed along with ANY other card on the table. (It does NOT have to be adjacent to the joker.) Free jokers may also be removed singly.

Ending the Game

The game is over when there are no plays left on the table. When this happens, a message will appear informing you of the game status. If you do NOT see this message the game isn't over and you should look for another play. If you need help, pull down the View menu and choose Hint for a clue about the remaining play(s).

Related Topics

[How to Play](#)

[Scoring](#)

[Finding Plays](#)

[Tips and Strategies](#)

[Contents](#)

Pair: 2 cards of the same value.

2 Pairs: 2 cards of one value and 2 cards of a different value.

3 of a Kind: 3 cards that have the same value.

Straight: 5 cards in a sequence, but not from the same suit.

Full House: 2 cards of the same value, along with 3 cards of a different value.

Straight Flush: 5 cards of the same suit, that are also in sequence.

Royal Flush: the Ace, Jack, King, Queen and Ten -- all of the same suit.

4 of a Kind: 4 cards of the same value.

Flush: 5 cards of the same suit.

Poker Challenge Registration Form

To print this form, pull down the help file "File" menu and select "Print Topic"

Name_____

Address_____

City_____State/Province_____

ZipCode/PostalCode_____Country_____

E-Mail Address_____

To receive your registration code by phone, include your number below:

Telephone Number (Optional)_____

What did you think of the game_____

Send payment of \$15.00 to:

John Cutter
23734 N.E. 24th Pl.
Redmond, WA 98053

Please make checks payable to: John Cutter

Checks or money orders will be accepted. Checks must be drawn on a U.S. bank. The registration code will be sent as soon as payment arrives.

The Current Game Stats window can be displayed at any time during the regular game, or the Contests. You will find the following information and options:

Game:	This is your score for the current game.
Cards Remaining:	The number of cards left on the table.
Hands:	The number of different hand types played.
You Need:	The amount of money you need to win the game.
Prize:	The size of the prize for the current contest.

Related Topics

[Getting Started](#)
[Contents](#)

Sometimes, beginners have trouble finding valid plays. The message indicating the game is over hasn't appeared, but they just can't see any more moves!

The Hint command (pull down the View menu) will help you find valid plays. It won't cost you anything to get a hint, but the hints are a little cryptic so you'll have to *earn* any help you receive.

Related Topics

[Getting Started](#)

[Finding Plays](#)

[Contents](#)

The High Scores screen shows the top 10 *Poker Challenge* scores. Contests do not have a score, so this only applies to the regular game.

To reset the scores, click on the Reset Scores button. NOTE: This is a ***permanent*** change -- the scores will be deleted -- so you will be prompted: "Are you sure you want to reset the list of High Scores?" Click No or Cancel if you change your mind.

NOTE TO NON-REGISTERED GAMERS: The High Scores screen is only available during the 21 day evaluation period. After that your high scores will be saved, but you will not be able to see them. (Must be a bug!)

The current Poker Challenge single game record is an astounding: \$1440.00! (Recorded December 19, 1996 by Jack Cutter.)

Related Topics

[Getting Started](#)
[Contents](#)

This option will undo the last move and is useful in case you made a mistake or wish to try a different play. Note that only the *last* valid move can be undone; after you use this command it will become unavailable until you make another move.

Convenience Feature

If you have a 2 or 3 button mouse, you can *right* click on the green tabletop to invoke the Undo Last Move feature.

Related Topics

[Getting Started](#)
[Contents](#)

On rare occasions conflicts between applications or windows may cause garbage to appear on the screen. If this ever happens, pull down the Options menu and select the Refresh Screen option. This should clear up the problem.

Related Topics

[Getting Started](#)

[Contents](#)

The *Poker Challenge* Toolbar is off by default, but you can turn it on by going to the Options menu and selecting Preferences, then Toolbar. For more information on the toolbar, click on the Toolbar link, below.

[Toolbar](#)

The Preferences option will also let you toggle the game sounds on or off. Simply click on Options, Preferences, then select Sound Effects.


NOTE: If you see a checkmark next to the option, it means it is "on" Select it again to turn it "off"

Related Topics

[Getting Started](#)

[Contents](#)

The *Poker Challenge* Toolbar is simply a different, and for some a more *convenient* way to reach some of the game options.



Click on the buttons for more information.

Related Topics

[Preferences \(Options Menu\)](#)

[Getting Started](#)

[Contents](#)

Help

Clicking on this button will display the *Poker Challenge* help file.

Player List

Click on this button to display the Player List window.

High Scores

Click on this button to see the High Scores screen.

Current Game Stats

[Click here](#) to see information about the current game.

Undo Last Move

Click this button to "undo" the previous move.

Restart

Clicking on this button will restart the current game or contest. (You do not have to pay an entry fee again for restarting a game.)

Hint

This button will display a hint. (If you can't find any valid plays.)

Recommended Shareware

Some other fine card games you should check out!

Comments about Poker Challenge

What others are saying about the game

Designer Notes

Just me rambling...

Future Versions

Ideas for future versions (updates are free to registered users)

Revision History

Chronological evolution of Poker Challenge

Legal and Vendor Info

Vendor Information, Warranty, Licenses

Acknowledgments

Special thanks for special folks

Related Topics

Contents

Although Poker Challenge has been thoroughly tested on a variety of machines, the vast array of Windows hardware and software available today makes it nearly impossible to find every problem. If you're having difficulties with the game, please let me know about it and I'll do my best to help. Describe the problem in as much detail as you can, and include information about your computer's configuration. I can be reached at:

74151.1445@compuserve.com

Or you can send a letter to:

**John Cutter
23734 NE 24th Place
Redmond, WA 98053**

Visit the Poker Challenge Homepage for the latest revisions and information:

http://ourworld.compuserve.com/homepages/john_c/Pokerchl.htm

Known Problems

As of this writing, the only known problem with the game is related to the use of Large Fonts. This is a fairly uncommon Windows configuration that will cause display problems on some Poker Challenge screens. I recommend using Small Fonts for best results.

Also, though not a bug, Poker Challenge uses the entire screen display at resolutions less than 800 x 600, meaning the Windows 95 taskbar will NOT be visible. At lower resolutions there just isn't enough room for the game when the taskbar is showing. Sorry for the inconvenience. (This problem could be fixed in future versions of the game.)

Related Topics

[Miscellany](#)

[Contents](#)

The title screen appears before each game. Click the Play button when you are ready to begin.

Registered users may turn off the title screen by clicking on the "Title Screen" selection under the Options/Preferences menu.

Related Topics

[How to Register](#)

[Preferences](#)

[Contents](#)

There are many excellent shareware games available for DOS, Windows 3.1 and Windows 95. Here is a list of some favorites!

Shareware by Randy Rasa

Randy Rasa is a pioneer in the field of shareware card games. You can download his products from a variety of sources, including his website, which also includes links to other sites with card games. Check it out at: <http://www.sky.net/~rrasa/sw.html>

[Randy Rasa's Shareware Collection](#)

Pretty Good Solitaire 2.1 (by Tom Warfield)

A collection of 60 Windows solitaire games, with undo/redo, autoplay, win/loss statistics, selectable card backs and background color. Games are saved automatically upon exit. A full-featured solitaire collection for the serious player. Shareware, \$19.

Pretty Good Solitaire and other games by Tom Warfield may be downloaded from his web site at: [http:// www.goodsol.com](http://www.goodsol.com)

Rummy 500 (by MeggieSoft Games)

This Gin Rummy variation is extremely well done and includes an incredible wealth of options and features. This company also has a terrific Gin Rummy game available. You can download both titles from CompuServe (GO WINFUN), as well as a variety of other shareware game sites on the Internet.

Related Topics

[Miscellany](#)

[Contents](#)

At the time of this writing, Randy Rasa's other shareware card games include:

Poker Squares

A solitaire card game for Windows, also known as "Poker Solitaire," where the object is to make the best possible poker hands on a 5x5 grid. Challenging and addictive, no two games are ever the same! Complete with sound, music, full statistics. Very slick interface.
Get it at ... http://www.sky.net/~rrasa/sw_psq.html

Chinese Solitaire

Chinese Solitaire for Windows, Version 1.01. This is a brand new game combining the best elements of Klondike and Scorpion, with a distinctly Oriental flair. Feature-packed solitaire, with full statistics, easy mode, autoplay, selectable card backs and colors, great graphics, and excellent sound.
Get it at ... http://www.sky.net/~rrasa/sw_cs.html

Four Seasons

A solitaire card game for Windows, also known as "Corner Card" and "Vanishing Cross". This is a very full-featured game, with multimedia sound, undo, a high-score list, and challenge scoring.
Get it at ... http://www.sky.net/~rrasa/sw_fs.html.

Solitaire Suite

This is a collection of seven classic solitaires, including Calculation, Concentration, Idiot's Delight, Midnight Oil, Monte Carlo, Osmosis, and Royal Cotillion. Feature-packed and easy to play, this is a very popular collection. Requires EGA or VGA and a mouse.
Get it at ... http://www.sky.net/~rrasa/sw_ss.html

Simple Pleasures

This is a collection of eight new solitaires, all in a smooth and elegant program. All of the best features of Solitaire Suite, plus a few more. A new favorite! Requires EGA or VGA and a mouse.
Get it at ... http://www.sky.net/~rrasa/sw_sp.html

Pyramid Deluxe

This is a SuperVGA version of the classic solitaire card game, featuring 640x480x256 graphics, hint mode, undo, demo mode, and full scoring statistics for up to ten players. Requires 386, SuperVGA and a mouse.
Get it at ... http://www.sky.net/~rrasa/sw_pd.html

FoxFire 13 for DOS

This is a new, original solitaire conceived by Todd Svec, and written by Randy Rasa. It is one of the first DOS solitaires to feature SoundBlaster sound, and offers all the features you've come to expect from my games, including multi-player support, undo, and color configurability. Requires EGA or VGA and a mouse.

Get it at ... http://www.sky.net/~rrasa/sw_ff.html

Todd Svec handles FoxFire 13 registrations -- download the game and print out the registration form for details...

FoxFire 13 for Windows

This is a Windows version of FoxFire 13 for DOS, and shares the original's great gameplay, and offers excellent sound support to complement a full range of features. Addictive!

Get it at ... http://www.sky.net/~rrasa/sw_ff.html

Todd Svec handles FoxFire 13 registrations -- download the game and print out the registration form for details...

Related Topics

[Recommended Shareware](#)

[Miscellany](#)

[Contents](#)

The response to Poker Challenge has been a bit staggering. Here are some comments by players and reviewers:

"This game rocks! Poker Challenge successfully manages to eclipse Tetris for addicting game quality. This is a game that is going to stay on my hard drive forever. I even erased Solitaire!"

Tim Royal (GameNet)

(GameNet awarded Poker Challenge its 1996 "Puzzle Game of the Year!")

"Totally addictive! I can't stop playing..."

J.D.C. from Colorado

"All in all I think this is one of the most entertaining solitaire games I've ever seen. You've got a great program here!"

D.M.C from Utah

"This is one fine, and surprisingly addictive, game!"

R.R. from Kansas

"Can you please send me the latest version of Poker Challenge? If I come home empty handed my wife will make me sleep on the couch tonight."

W.W. from Washington

"It really is a fun game! I have already spent a lot of time with it. Very addictive. (Really like the sounds and graphics.) Great job!"

S.M from Alabama

"Now that I am hooked, my food bill has gone down, I never turn on my TV, and I cancelled my subscription to Mad magazine and People. Thanks again!!!!"

M.M. from California

"This game is really well done!"

P.R. from Wyoming

"Great game! I get so frustrated that I have to keep playing until I can beat it!"

M.A. from Washington

"I really like the way you did the Contests. They are balanced perfectly!"

P.C. from Oregon

"This is the kind of game that really makes you think. There is some luck involved, but a lot of strategy, too. Nice job!"

B.A. from Wyoming

Related Topics

[Miscellany](#)

[Contents](#)

I have been a professional game designer for nearly 14 years. I created my first game in the basement of my parent's home on a Timex Sinclair 1000 that had a whopping 16K of memory, and a cassette tape for a disk drive. (It took almost 20 minutes for the game to load.) Since that "slow" start I've designed or produced close to 50 commercial games.

You might be wondering why I decided to write a shareware game. Well, there were actually three reasons. First, I wanted to create a game my parents could play and enjoy. (Poker Challenge is dedicated to my mom.) Most of my titles have been targeted at "hardcore" gamers, and thus have never really appealed to my mother and father, who favor card and board type games.

Second, I wanted to test the shareware concept. It seems like such an ideal way to release great games that are also inexpensive. That's a win/win situation for authors and gamers both! Unfortunately, if customers don't register their favorite games, there won't be much of a future for it. Time will tell, I guess. (I'm hoping for the best here, because I would enjoy writing another shareware game!)

Finally, I created Poker Challenge because I wanted to get back to my roots. Back to the cool basement in my parent's house where my friends and I would sit for hours on hot summer days, playing the latest Atari cartridge or working on grand new game ideas. Things are a lot different now. Today's games require large teams of specialists: engineers, artists, animators, musicians, writers; and while the team aspect is exciting and rewarding, it's impossible to feel creative ownership for a game that has resulted from the combined efforts of so many different people. Would Poker Challenge be better if I'd had an Art Director and a team of engineers? Possibly. Would I have had as much fun? Not a chance!

Related Topics

[Miscellany](#)
[Contents](#)

I have several ideas for future versions of Poker Challenge. (Registered users will be notified of these future versions, and will be upgraded for free!) If **you** have any suggestions or ideas, please don't hesitate to let me know!

New Contests

The next release of Poker Challenge will probably include some new contests. I'll concentrate on "puzzle-oriented" contests like "A Girl's Best Friend", rather than having large blocks of cards to work through.

Two Player Mode

It wouldn't be too hard to add a Two Player Mode. Each player has X seconds to find a play, then at the end of the game the player with the highest score is the winner!

Rule Variations

It might make clearing all the cards too easy, but I'd like to experiment with a variation where straights, flushes, and straight flushes aren't limited to just 5 cards. In other words, as long as all the cards are adjacent, you could build a straight from Ace to King. Additional cards would be worth \$3.00 each for a straight, \$4.00 each for a flush, and \$25.00 each for a straight flush.

Tim Royal (GameNet) suggested a canasta variation.

Related Topics

[Miscellany](#)
[Contents](#)

October 3, 1996 - released version .80

First test release to limited testing audience. Basic game with no sound effects and very few features. No logic to test for "end of game" condition (no more moves).

November 20, 1996 - released version .90

Added sound and put in code to check for "valid moves." Created 10 contests.

December 3, 1996 - release 1.0

Implemented High Scores and Title Screen (with animations), created first draft of help file, built a Setup.exe file. Distributed this version to full test audience.

December 15, 1996 - release 1.1

Included shareware registration features, tweaked sounds and gameplay. Added remaining contests, and combined them all into one file. Fixed lots of mostly minor bugs.

January 4, 1997 - release 1.2

Removed unnecessary code and files. Added bonus for clearing all cards (normal game). Fixed very elusive crash bug (overflow error). Finalized sound effects and text. Finalized help file. Added licensing and vendor information.

January 8, 1997 - release 1.3

Fixed a crash when all cards removed in standard game, and another following the "Thomas Crapper" contest. No other substantive changes.

January 11, 1997 - OFFICIAL PUBLIC RELEASE OF VERSION 1.3!**January 25, 1997 - release 1.4**

Fixed a fatal error caused by the way Windows handles currency values outside the United States. Players in some countries get a "Type Mismatch" error after winning the game, and when attempting to access the High Score screen. No other changes were made to this version.

Related Topics

[Miscellany](#)
[Contents](#)

Registering through CompuServe is quick and easy; the \$15.00 fee will simply be added to your bill at the end of the month. For complete instructions follow the simple steps below: (These instructions are for WinCim 2.0.1 -- your version may vary.)

1. Pull down the Services menu and select "Go"
2. Type "SWREG" at the "Service" prompt
3. When the service appears, double click on "Register Shareware"
4. Read and accept the legal notice
5. Choose your geographical region
6. At the Search Criteria menu double click on "Registration ID"
7. Enter the ID number: **14039**
8. At the Search Criteria menu double click on "Display Selected Titles"
9. Double click on "Poker Challenge"
10. When the description window appears click on the "Register" button
11. Enter your name, address and other information.

NOTE: Even though you select a disk size and a "Number of copies" you will not receive a disk. Instead, you will be sent a CompuServe e-mail with your registration code -- usually within 24 to 48 hours. (Not having to send out disks helps us keep our costs down, and this savings is passed on to YOU.)

Related Topics

[Registering with a Check or Money Order](#)

[Registering by Credit Card](#)

[How to Register](#)

[Contents](#)

Fill out the registration form (click on the topic below) and send it along with a check or money order for \$15.00 to: (U.S. currency only)

John Cutter
23734 NE 24th Place
Redmond, WA 98053

[Registration Form](#)

Related Topics

[How to Register](#)

[Registering by Credit Card](#)

[Registering through CompuServe \(SWREG\)](#)

[Contents](#)

For your convenience, I have contracted NorthStar Solutions to process any orders you may wish to place with your Visa, MasterCard, or Discover card. NorthStar Solutions can be easily contacted **FOR ORDERS ONLY** via any of the following methods:

Phone Orders (Toll Free):

Calls are taken 10 am - 8 pm EST, Monday thru Saturday.

(Sometimes the lines get busy. If you can't get through, keep trying.)

1-800-699-6395 (Calls from the U.S. only)

1-803-699-6395 (Toll Free, U.S. and International)

FAX Orders:

Available 24 hours. International and business orders encouraged.

1-803-699-5465

Internet Orders:

Fill out the online order form at: <http://ourworld.compuserve.com/homepages/starmail>

E-mail Orders:

You can e-mail your credit card information to:

America Online: STARMAIL

CompuServe: 71561,2751

Internet: 71561.2751@compuserve.com

Please be prepared to provide the following information when ordering:

- * The name and ID number of the program: "Poker Challenge" (#1118)
- * Your mailing address
- * Your Visa, MasterCard, or Discover card # and its expiration date
- * Your e-mail address

IMPORTANT: NorthStar processes registrations ONLY, please contact John Cutter for any product/technical support at: 74151.1445@compuserve.com.

Related Topics

[How to Register](#)

[Registering with a Check or Money Order](#)

[Registering through CompuServe \(SWREG\)](#)

[Contents](#)

When you register *Poker Challenge* you will receive a registration code. To enter it, pull down the Register menu and choose "Enter Code..." Type your code in the text box and press Enter or click the OK button.

The registration code does NOT have spaces, and consists of 3 letters, a dash, a number, another dash, and then 3 more numbers. For example: XYZ-9-123

If you are having trouble entering the code, contact John Cutter at:

74151.1445@compuserve.com

Related Topics

[How to Register](#)

[Contents](#)

You may remove Poker Challenge from your computer by simply erasing the files in the game directory, and removing the group from the Program Manager or Windows 95 Start menu.

If you ran the setup program to install Poker Challenge ("setup.exe") the application name "Pokerchl.exe" was registered in your Win.ini file, but no other files on your computer were modified. Plus, ALL game files were copied to the game directory.

Related Topics

[Contents](#)

Vendor Info

Poker Challenge may be distributed via BBSs, online services, the Internet (FTP, WWW), friends and users groups as long as all files are present and unmodified. It may not be sold on diskette or CD-ROM, either alone or as part of a collection, without the permission of the author (with the exception of magazine cover CD-ROM that are sold with the magazine). Diskette and CD-ROM vendors should direct inquiries to:

John Cutter
23734 NE 24th Pl.
Redmond, WA 98053

74151.1445@compuserve.com

You can also visit the Poker Challenge Homepage for the latest revisions and information:
http://ourworld.compuserve.com/homepages/john_c/Pokerchl.htm

RACKWARE VENDORS, CD-ROM PUBLISHERS AND RESELLERS, AND MAGAZINE EDITORS

Authorization to distribute Poker Challenge on a CD-ROM or in a retail setting will be handled on a case by case basis.

Publishers and distributors MUST contact the author for authorization before including this game on a CD-ROM or selling it in a retail setting. However, magazines wishing to place Poker Challenge on a CD-ROM that is sold only with the magazine may do so without specific permission, although contacting the author to get the latest version is encouraged.

Warranty

This software is sold "as is", without any warranty as to performance or any other warranties whether expressed or implied. Because of the vast number of possible hardware and software environments in which this software may be used, no warranty of fitness for a particular purpose is offered. The user assumes the entire risk of using this program. Any liability of the author will be limited to product replacement or the refund of the registration fee.

License for Use and Distribution (Trial Use License)

Poker Challenge is NOT a public domain program. It is copyrighted by John Cutter. This software and accompanying documentation are protected by United States copyright law and also by international treaty provisions.

You are granted a limited license to use this software for evaluation purposes for a period not to exceed 21 days. If you continue using this software after the 21 day evaluation period, you MUST register it.

You may not use, copy, rent, lease, sell, modify, decompile, disassemble, otherwise reverse engineer, or transfer the licensed program except as provided in this agreement. Any such unauthorized use shall result in immediate and automatic termination of this license. All rights not expressly granted here are reserved to John Cutter.

Limited Distribution License

SysOps: This program may be freely distributed over any on-line service systems as long as there are no files added to or removed from the original compressed file package (with the exception of BBS "ad" files, which are permissible). Any and all file modifications are strictly prohibited.

Disk Vendors, CD-ROM Vendors, BBS Sysops, Distributors, Computer Clubs and User Groups wishing to add this software product to their library may do so in accordance with the Distribution Restrictions listed below.

Limited Distribution License: As the exclusive copyright holder for this software, John Cutter authorizes distribution only in accordance with the following restrictions:

- This software must be distributed complete and unmodified. If any of the files specified in VENDORS.TXT are missing, please contact the author for a complete product.
- Vendors choosing to distribute this software must send a copy of your catalog or product containing this program to the author.
- This software product - including all related program files and documentation files - CANNOT be modified in any way and must be distributed as a complete product, without exception.
- Small additions to the product, such as the introductory or installation batch files used by many shareware disk vendors, are acceptable, provided they do not interfere with any installation routine which may have been included by the author.
- No price or other compensation may be charged for this software product. A distribution fee of no more than US \$5.00 may be

charged to cover production and handling costs.

- You may not list this product in advertisements, catalogs, or other literature which describes Poker Challenge as "FREE SOFTWARE". Shareware is "Try-Before-You-Buy" software. It is not free. You may not list Poker Challenge in advertisements, catalogs, or other literature which describe it as "PUBLIC DOMAIN SOFTWARE". This is copyrighted material. It is not, and never has been, in the public domain.

Related Topics

[Miscellany](#)
[Contents](#)

