

Contents

Welcome !

Thank you for using WSIRC ! Copyright 1994 - Caesar M Samsi.

WSIRC is an Internet Chat Relay (IRC) client program for Windows. It allows Internet users worldwide to communicate and chat electronically to each other through the Internet.

This software comes to you from Caesar M Samsi (email comments, suggestions to 72030.562@compuserve.com, csamsi@clark.net).

Versions

WSIRC 1.14-G is a freeware version that allows up to 2 concurrent channels and private chats to be open and includes a simple help file. You may use this version if you need to use the client but are unable to purchase a licensed copy. It allows limited DCC CHAT and SEND sessions.

WSIRC 1.14-S is a shareware version that allows up to 5 concurrent channels and private chats to be open and includes a simple help file. It allows limited DCC CHAT and SEND sessions.

WSIRC 1.14-R is a registered version. that allows up to 255 concurrent channels and private chats to be open. In addition, it includes both DCC (Direct Client to Client protocol) and CTCP (Client To Client Protocol). A full-blown help file and printed manual are also included.

WSIRC 1.14-L is a registered site-license version. In addition to 1.14 features, the site license version allows the sharing of WSIRC on a LAN with private WSIRC.INI for each user by specifying the location of this with a WSIRC path in the environment, e.g. SET WSIRC=C:\MYWSIRC

Installing WSIRC

Before installing WSIRC you will need to check that you have the following files:

WSIRC.EXE - WSIRC executable
BWCC.DLL - Borland Custom Control DLL
BC30RTL.DLL - Borland C Runtime Library DLL
OWL31.DLL - Borland Owl Runtime Library DLL
TCLASS31.DLL - Borland Class Runtime Library DLL
PVPLUS.DLL - ProtoGen+ DLL
WINCTL.DLL - ProtoGen+ Custom Control DLL
WINSOCK.DLL - Windows Sockets DLL

All the above files are included with WSIRC's distribution package with the exception of WINSOCK.DLL. These seem like a whole lot but it includes support for future functionality that hasn't been exposed yet (font, color, audio, video, bitmaps, etc).

WINSOCK.DLL should be included as part of your Windows TCP/IP networking software. WSIRC has been tested with WINSOCK.DLL versions from NetManage (commercial) and Trumpet (shareware).

Important ! WINSOCK.DLL is a DLL provided by your TCP/IP networking software, please ensure that your TCP/IP networking software is functional before installing WSIRC. It will not work otherwise.

A quick note on BWCC.DLL: International Users may see an error message in the form of BWCCXXXX.DLL not found. WSIRC then terminates. This is caused by the detection of a language specific BWCC.DLL, i.e. your Windows environment has been set to use a language other than the US keyboard and language. If you have a BWCC.DLL specific to your country, use it. If not, try copying BWCC.DLL to whatever BWCCXXXX.DLL that is missing and restart WSIRC. A complete collection of BWCCXXXX.DLL that is specific to your country may be found by ftp to FTP.BORLAND.COM

Create a directory to place the above files. Copy the above files to that directory. WINSOCK.DLL does not need to be in that directory as long as it is available along the DOS PATH.

Create a Program Manager Group and Icon for WSIRC if you wish. If you do, specify the Working

Directory to be the directory you specified above.

You're done !

Running WSIRC

The first time you run WSIRC, it will create a WSIRC.INI file in your windows directory.

On the first run, WSIRC will not be able to connect as you have not performed WSIRC's setup. If this is the first time you have run WSIRC, it will automatically open the Options | Server. Use the Options | Server menu item to setup the Server setup options. The Options | Client setup options are optional.

Once you've done this, select the File | Connect menu item to retry the connection.

WSIRC will display a copyright and status notice on startup. If your server has a MOTD (Message Of The Day) file, it will be displayed. Once you're connected type HELP for help with IRC commands, the server will usually have online help to describe the various commands it supports.

WSIRC supports most IRCII server commands with the exception of DCC and CTCP commands in the freeware and shareware versions. WSIRC will respond to CTCP info commands.










Registration

You may register immediately online using CompuServe's Shareware Registration facility, CompuServe Shareware Registration facility will prompt you for a credit card payment for US\$ 400.- (just kidding, it is only \$ 39.95). Register by WSIRC.ZIP as the file name, or by ID: 2442.

Students may register by cheque for US\$ 24.95, send me email from a .edu account to qualify.

You may also register by postal mail, enclose a cheque for US\$ 39.95 and your email address, send them to:

Caesar M Samsi
P.O.Box 9966
Arlington, VA 22219
USA

-  [WSIRC Tutorial](#)
-  [WSIRC Commands](#)
-  [WSIRC Customized Servers and Clients \(Financial News Wires, Stock Ticker Updates\)](#)
-  [IRC \(Internet Relay Chat\)](#)
-  [IRC Servers](#)
-  [DCC \(Direct Client to Client\)](#)
-  [CTCP \(Client To Client Protocol\)](#)
-  [WINSOCK.DLL](#)
-  [Biography](#)

Referenced products and/or trademarks are owned by their respective holders.

WSIRC is provided on an as is basis. No warranties are implied for any use or purpose.

WSIRC - Copyright 1994 - Caesar M Samsi - All Rights Reserved.

WSIRC Tutorial

For irc info and FAQ, you can browse files on cs-ftp.bu.edu or any ftp site that carries irc specific files in the /irc/clients directory, pick up IRCPRIMER.1.1. (I forget the rest of the extension) it has a very good primer for irc beginners. This tutorial will not attempt to replace that document.

First, you must be running MS-Windows. WSIRC and WINSOCK.DLL are MS-Windows based software.

Second, you must use an implementation of tcp/ip for MS-Windows which is called WINSOCK.DLL (it is actually the name of the file, but we refer to the protocol by the same name).

Third, you must either be connected to a TCP/IP LAN or a modem. When you use a modem, you must subscribe to a SLIP account with your Internet Service Provider. You must ask them: your username, your pchostname, your permanent ip address, their DNS ip address. These will be required for WINSOCK.DLL configuration setup.

Fourth, there is a configuration setup you need to do with WINSOCK.DLL, the specifics are covered by each vendor's documentation. Commercial WINSOCK software costs US\$ 199.- to US\$ 299.-. Shareware WINSOCK software costs US\$ 20.- to US\$ 40.- (Peter Tattam's WINSOCK.DLL is US\$ 20.- has an internal SLIP driver and works very well).

Fifth, assuming all of the configuration works. Dial up your internet service provider to your SLIP account (a script file can automate this process).

Sixth, once connected, start up WSIRC. Open up the Options | Server dialog box and enter all information in the boxes provided. For server names, browse the SERVERS.TXT file, I have used irc.funet.fi, poe.acc.virginia.edu, hermes.oc.com, irc.eskimo.com, irc.colorado.edu, etc. Do not use the actual ip address (123.222.222.222) use the human text name (irc.funet.fi). Use port 6667. Use the username and pcname provided by your SLIP provider. Use nicknames that are NO LONGER than 9 characters. Use no spaces in between for anything (except for the email info, but that's optional).

Seventh, click on the connect button (or use File | Connect). If it doesn't connect, try another server. If 11004 error occurs, either your DNS ip address is wrong or you entered an invalid server name, enter a valid server name. If 10060 or 10061 occurs, either the server is down, busy or otherwise not responding, try another server. If the server says "Nickname in use", change your nickname on the fly with /NICK mynick. The server should then display its MOTD (message of the day) file.

Eighth, once connected to the irc server, you can type /LIST in the Server Window entry box (slim long horizontal rectangular window) to see all the channels that your server sees. This may take a while, if the server disconnects due to ping timeout, use another server that allows a longer timeout. Double click on any that you see interesting. You do not always have to do a /LIST. You can join a channel immediately e.g. by typing /JOIN #chat to join the #chat channel. Channels on irc always begin with the '#' character. A Channel Window should pop up, if not check your nickname to see that it is 9 characters or less.

Ninth, once in the channel, type anything you want. It's usually common courtesy to simply say 'Hello all' to see if anybody is there and friendly. Some channels are 'behaviorally challenging', if so simply join another channel or create your own.

Tenth, if you stumble, you can always ask for help by email to csamsi@clark.net.

WSIRC Commands

Available Commands

WSIRC supports most IRCII commands, with exceptions as described in the opening page.

The following are commands available in the freeware and shareware versions of WSIRC. (When you obtain a registered version of WSIRC, a full complement of WSIRC extended commands and parameters will be provided in the full-blown help file and printed manual).

HELP - Gets help from the server

JOIN <channelname> - Joins a channel

INFO - Gets information about the server

MSG <nickname> - Sends a private message to a <nickname>

KICK <nickname> - Kick <nickname> from Channel (ops only)MODE [+/-<mode characters>] -

Sets/Resets Channel or Nickname mode (ops only)

TOPIC <text> - Change channel topic (ops only)

WHOIS <nickname> - Displays information about a <nickname>

WHOWAS <nickname> - Displays information about a <nickname> who was at a channel

PART, LEAVE - Part/Leave from channel

QUIT [<text>] - Disconnect from IRC Server displaying the text

ABEEP - Toggles Alert Beeps

ACAST - Toggle AWAY broadcast On/Off. Defaults to ON.

ACONNECT - Toggles WSIRC's automatic connect on startup. It defaults to ON.

ACTION <text> - Sends a CTCP Action for the Channel

ME <text> - Also sends a CTCP Action for the Channel

ADEOP - Toggles WSIRC's automatic server deop mode.

AFLASH - Toggles Alert Flashes

AJOIN - Toggles WSIRC to automatically rejoin a channel after being kicked out of it.

ATIME <interval in minutes> <text> - Automatic Text send, embed \$T in the text to insert date/time.

AWAY [<awaytext>] - Sets/Resets away message.

AWHOIS - Toggles automatic WHOIS to server On/Off for the Channel.

BAD <Username> - Adds/Removes a username to the BAD LIST. Use BAD [-OFF/-ON] to toggle.

BAN <NickName1> [<NickName2> ...] - Bans a list of nicknames from a channel.

BEEP - Toggles Beeps On/Off within a Channel Window.

CASCADE - Cascades windows.

CKICK - Channel KICK, kicks all users out from the current channel.

CDKICK - Channel DKICK, kicks and bans all users from the current channel.

CLEAR - Clears current screen

CHANNELLOG [<filename>] - Toggles Channellog ON/OFF when issued without the filename.

CONNECT - Establishes a Connection with the irc server that was set in the Options | Server dialog box.

CTCP [<nickname> <ctcp-command>] - Sends a CTCP <ctcp-command> Query to <nickname>.

DCC CHAT <nickname> - Initiates a DCC Chat with <nickname>

DCC SEND <nickname> <filename> - Initiates a DCC Send to <nickname> File <filename>

DCCPACKET <packetsize> - Changes the default DCC packet size to <packetsize>

DESCRIBE <nickname> - Describes WSIRC user finger info to <nickname>.

DISCONNECT - When issued from the command line, issues a Hard Close.

DKICK <nickname> - Deops, Bans and Kicks a nickname from a channel.

EXIT - Quits IRC and Exits WSIRC

FINGER <nickname> - Issues a CTCP <nickname> FINGER command.

FONT <TrueType Font Name> <Bold> <Italic> - Sets the text display font to the true type font specified. Issuing FONT by itself displays the current font in use. Issuing FONT RESET resets the font to the default Arial 10 Bold Font.

HOP <channelname> - Leaves current channel and Hops to new channelname.

IGNORE [<nickname>/-CLEAR] - Ignores/Unignores <nickname>.

JOIN <channelname> - Joins a channel, channelnames begin with the # character. E.g. Join #Chat.

KICK <nickname> - Kicks a user with the nickname out from the channel.
 LIST [-min n] [-max m] [-count] - Display Channels, Min/Max filters, -count sorts on usercount.
 NAMES - Display current names in a channel, provided for compatibility.
 NICK <nickname> - Changes your nickname to the nickname specified.
 NOTICE <nickname> <text> - Sends a Notice message to <nickname>
 MAX - Toggle Maximized Startup
 MDEOP - Mass Channel Operator Demote
 MKICK - Multiple KICK.
 MDKICK - Multiple DKICK.
 MSG <nickname> <text> - Sends a private message to nickname,
 WHISPER <nickname> <text> - Sends a private message to nickname (Same as MSG).
 MOP - Mass Channel Operator Promote.
 OP <nickname> - Promotes the user with the nickname to Channel Operator status.
 OPERATOR <Username> - Adds/Removes a username to the OPERATOR LIST. -ON/-OFF to toggle.
 PACC - Toggles global acceptance of Private Messages. Defaults to ON.
 PACKETLOG - Captures Raw Incoming Data to text log file.
 PAUSE <timer counts> - Pauses for <timer counts> times <ms delay> seconds.
 PDISP - Toggles display of private messages from a New Window to the Current Window.
 PFLASH - Toggles global activity flashes for Text Channel Windows. Defaults to OFF.
 PING <nickname> - Pings a nickname through the irc network.
 PLAY <filename> [<ms delay>] - Plays <filename> to the Channel.
 PLOG - Toggles global logging of Private Message Windows. Defaults to ON.
 PROTECT <Username> - Adds/Removes a username to the PROTECT LIST. -ON/-OFF to toggle.
 PTSTAMP - Toggles global date & time stamping of lines of Private Message Windows.
 PWHOIS - Toggles global display of WHOIS information for Private Message Windows.
 QMSG <nickname> - Forces a new Private Message window to be opened with the nickname.
 QUERY <nickname> - Forces a new Private Message window to be opened with the nickname.
 RESET - Reset windows.
 SERVER [servername] - switches connection to the specified server.
 SESSIONLOG - Captures Server Messages session to text log file.dialog
 STATUS - Displays Current Client/Channel Status
 STARTUP [<filename>] - Sets/Resets the startup file to be played (akin to the .ircrc file)
 STOP - Stops <filename> Play
 TIME <nickname> Issues a CTCP <nickname> TIME command. It is an alias for that command.
 TILE - Tiles windows.
 TSTAMP - Toggles date & time stamping of lines of a text channel window. Defaults to OFF.
 UNBAN <NickName1> [<NickName2> ...] - UnBans a list of nicknames from a channel.
 VERSION <nickname> Issues a CTCP <nickname> VERSION command.
 WAIT <nickname> - Wait for <nickname>, issues alarm when <nickname> enters Channel.
 WHO [<channel>] - Shows users on channel
 WHOIS <nickname> - Displays information about a <nickname>
 WMODE - Toggles WSIRC's WARMODE. When warmode is on, WSIRC will Deop, Ban and Kick any nickname that harms a nickname that is on the PROTECT or OPERATOR list. This command is a channel toggle and is saved between sessions.

Entering Commands

Commands are any text that you type in at the text box prefixed with a command character. For WSIRC, the command character is '/' (forward slash). Some commands are passed through to the server while some are local commands applicable to the current WSIRC channel window that you are on.

WSIRC Customized Servers and Clients

Servers

Customized WSIRC servers can be developed to provide you with your own WSIRC server with special capabilities while maintaining compatibility with other IRC servers. These include capability to serve video, sound, news, and any other data. A customized server is currently in development to provide video, sound and special data. By using this server you can provide or own real-time video conferencing services. You can become the hub of your own IRC network for internal company video conferencing or connect to other public IRC servers. The server can be developed to your specifications.

Clients

Customized WSIRC clients can be developed to provide you with your own WSIRC client with special capabilities while maintaining compatibility with other IRC servers. A customized client is currently in development to provide video, sound and special data. By using this client you can participate in sessions held by the customized WSIRC server, allowing you to participate in real-time video conferencing. The client can be further customized to allow special handling of the session data, such as capturing the video to an AVI or MPEG file format for playback at a later time. The session data may also be fed to an external system for further processing. The client can be developed to your specification.

Business Application

One business application of the WSIRC server is in the distribution of news wire reports. Using a WSIRC server as the news wire host, clients of the news wire service connect to the WSIRC server and capture news wires as they are broadcast over the network. Any IRC client can be used to receive the news wire reports as long as they are known paying subscribers to the news wire service. A special WSIRC client can be used to capture the news wire and automatically update internal company news databases and/or perform intelligent routing of the news to a list of users that are interested in news with special keywords in the news, e.g. a user database/list with "csamsi", "paula", "stu" and keyword entry of "OIL AND PRICES AND DROP" would route news containing those words to the users csamsi, paula, stu. The routing of the news wire reports may be done by directory file placement and a filenaming convention or more effectively by using MAPI (Microsoft Messaging API) or VIM (Vendor Independent Messaging) based Electronic Mail to route the news articles by MS-Mail, ccMail or Lotus Notes Mail/Database. The method of news filtering may be extended to use any specification.

Home Application

One home application of the WSIRC server/client is as a private chat service provider. This allows you to completely control private chat conversations with other family members across the world without having to worry that operators of other servers may be able to peek at your conversations.

Another home application of the WSIRC server/client is as an assistance tool for the deaf. Instead of having to rely on a TTY operator to listen and type messages into the keyboard, both deaf and hearing users can use a WSIRC client to communicate with each other allowing free-flowing conversations to take place. A customized WSIRC client to communicate sound can be used by a blind user to communicate using audio instead of the keyboard.

The Future

As the Internet network become more widely used in businesses and homes, the WSIRC server and client can be used to provide complete video, audio and data real-time communications in place of the telephone.

A video and sound WSIRC server is currently under development to do just that. Using the latest in video and audio compression algorithms, the WSIRC server and client can provide real-time video conferencing over networks with a minimum of 10 Mbps throughput.

Hot News !

Performance Systems Limited (PSI), an Internet service provider and Continental CableVision are currently testing an Internet connection provided through the Cable TV coaxial cable. By using a

Cable TV Ethernet interface, the Cable TV coaxial cable network essentially becomes one large Ethernet WAN. The computer is connected to the Cable TV Ethernet interface and becomes connected to a 10 Mbps WAN to the Internet via PSI. PSI is currently testing this technology in Massachussets.

IRC (Internet Relay Chat)

What It Is

The IRC is a network where users can chat electronically online, very much like the chat functions of BBS and online systems such as CompuServe's CB area.

IRC became popular internationally during the Persian Gulf war, IRC was used to catch up on news updates from around the world that came across the wire. News wire updates were broadcast on a single channel and people would gather on that channel to read the news reports. (Note that the registered version of WSIRC allows you to save channel sessions to a log file).

These days at any given time there are at least 100 IRC servers with at least 1000 users worldwide online.

What makes it popular among users is that it is accessible world wide from any site that is connected to the Internet. This allows any computer user regardless of the system to connect to the IRC servers and be able to communicate with anybody in the world. The discussions are frank, uncensored and most times unmoderated.

Another attraction of IRC is that users can create and control their own channels.

Uses of IRC

Say a family needs to get together for a meeting but the family members are scattered throughout the world. The family can send Internet email to each other to meet on the IRC at a specific channel and time. The first person to join a channel becomes that channel's operator and waits for all of the family members to join the channel. When all family members have joined the channel, the channel operator can then set the channel mode to private and allow users to join only by invitation. The family can now for all purposes have a private meeting, party or chit chat in that channel without intrusion from other users. One benefit of this is obvious: no long-distance calls !

The Future

The future of IRC is in many ways driven by the users. As more and more Internet users become aware of it and use it, more servers will be put up.

IRC can be made a very powerful tool for both private, home and bussines users. If text can be exchanged through the Internet, so can Sound and Video !

WSIRC is currently under further development to provide that technology ! A future release of WSIRC will include not only the standard IRC text channel, but also sound and video channels ! This would allow a remote telecommuting or conference meeting to be held completely over the Internet in full text, sound and video ! A data transmission channel will also be incorporated to allow any type of data to be exchanged.

 [WSIRC Customized Servers and Clients](#)

IRC Servers

The following is a short list of IRC servers. More servers can be found by anonymous ftp from h.ece.uiuc.edu. It is periodically posted to the alt.irc newsgroup.

Note that you can connect to any one of the servers listed below and be connected to the IRC network. However, finding a server that is closer geographically (though sometimes perhaps geography may more appropriately mean the network topology) will result in better response time as the data does not have to be routed through several countries/sites to get there.

Enter the server name in the Options | Server setup dialog box. Most IRC servers use Port 6667.

USA

cs-pub.bu.edu
poe.acc.virginia.edu
irc.eskimo.com
irc.digex.net
irc-2.mit.edu
irc.colorado.edu
irc.iastate.edu

Canada

ug.cs.dal.ca
atlantis.cc.mcgill.ca
sifon.cc.mcgill.ca
von-neumann.info.polymtl.ca
degaulle.hil.unb.ca
irc.yorku.ca
io.org
fox.nstn.ns.ca
castor.cc.umanitoba.ca

Germany

sokrates.informatik.uni-kl.de
noc.belwue.de
uni-karlsruhe.de
uni-stuttgart.de

United Kingdom

serv.eng.abdn.ac.uk
shrug.dur.ac.uk
stork.doc.ic.ac.uk
dismayl.demon.co.uk

Sverige

gwaihir.dd.chalmers.se
irc.nada.kth.se
krynn.efd.lth.se

Japan

hemp.imel.kyoto-u.ac.jp
bohemia.jaist.ac.jp
irc.ube-c.ac.jp
hamlet.nff.ncl.omron.co.jp
omrongw.wg.omron.co.jp
scslwide.sony.co.jp

DCC (Direct Client to Client Protocol)

What It Is

The Direct Client to Client Protocol was created to allow users to privately chat, send and receive files directly instead of having to go through the IRC servers.

This provides users complete privacy in their conversations. It protects users from being monitored by IRC Server operators that have enabled conversation logging. It also allows much more efficient use of available bandwidth as the data does not need to be broadcast all over the world just to reach a specific user.

Available Commands

The DCC commands are only available in the registered version of WSIRC.

CHAT - Direct user to user chat

SEND - Direct user to user file send

CTCP (Client To Client Protocol)

What It Is

The Client To Client Protocol was created to allow structured data such as different font information and other data to be exchanged between users. It is also used to place a query to a user.

Available Commands

The CTCP commands are only available in the registered version of WSIRC. WSIRC responds to VERSION, FINGER, DCC CHAT, DCC SEND, TIME, PING, ECHO, CLIENTINFO queries.

Dependent on the client software, a number of CTCP commands may be available, the CLIENTINFO command is used to query what CTCP commands are available and the CTCP command is used to send a specific CTCP command to a user.

CLIENTINFO - Queries an IRC client for available CTCP information

CTCP - Sends a CTCP query to a client

WINSOCK (Windows Sockets API)

The current version of the Windows Sockets API is 1.1. The Windows Sockets API was created to allow Windows applications to communicate with other communications through a TCP/IP network using the Sockets interface.

By writing applications that conform to this API, the application becomes independent of the TCP/IP networking software and hardware. The benefits of this are obvious, no more rewrites of the applications to support yet another networking card or protocol (although WinSock 1.1 only supports TCP/IP protocols at this time). This is much in the way of the old analogy of the Word Processing programs previous to Windows. For each printer available, the Word Processing vendor had to write a specific printer driver interface for that application. With Windows, you write to a common Graphics Device Interface (GDI) and Windows takes care of translating that information to the appropriate printer using its own included printer drivers.

More information is available by sending email to: winsock@microdyne.com.

A mailing list is available by sending a request by email to: winsock-request@microdyne.com.

A document containing the latest specifications of the Windows Sockets API is available by ftp to: [microdyne.com](ftp://microdyne.com/pub/winsock) in the directory: /pub/winsock.

Caesar M Samsi (Biography)

Who He Is

Caesar was born in a far eastern country while his parents were on an extended tour of duty. Caesar personally likes to travel and explore other countries and hence is no stranger to international flights, airport tables, and transit benches among other things.

What His Education Is

Caesar was educated in schools worldwide from Elementary School, (Stockholm, Sweden), SMP 13 Junior High School (Jakarta, Indonesia), SMA 6 Senior High School (Jakarta, Indonesia), and graduated in 1990 from Carleton University, Ottawa, Canada with a Bachelor of Computer Science degree.

What He Does

Caesar is a software consultant/engineer with CSI Technologies, Arlington, VA.. He develops client-server databases and systems primarily and other special purpose systems with emphasis on database design and implementations.

He has held positions in software support, hardware support, LAN supervisory support, and software design and development. It's been a thorough climb on the career path trail. Not necessarily in that order, being a consultant means performing magic with half a dozen tools, software and hardware to deliver an application to the client. When the network or database has gone down on its knees, (whether he likes it or not) he has had to fix it in order to deliver the application.

Caesar's expertise includes several development languages with expertise in C/C++, Windows 3.1 SDK, Windows NT (Win32) SDK, Visual Basic, xBASE, CLIPPER, Paradox PAL, and Pascal. He uses Borland C++/OWL, Microsoft VC++/MFC, ProtoGen+ and other tools. Of course, he is heavily into TCP/IP programming as well.

What He Needs

Caesar has waited more than two years since February 1992 for his wife and daughter to join him here in the United States of America. Every year, expenses are paid to visit his family in Jakarta, Indonesia.

Aside from the financial costs, emotional costs are also great, not being able to hug and hold his daughter when she has a chill during colds, not being able to see her smile and hear her laughter as she careens around the corner normally during the sparse visits that are possible.

All of this contributes to a level of stress that are in many cases the results of the separation of family, considered to be an abuse of human rights by the United States. Odd isn't it when we have spent close to half of the this century to fight communism that uses the separation of family as a tool for punishing free world advocates to see unintentional human rights abuse due to policy amongst us.

Even though the visa petition has been approved, it is still not a guarantee for Caesar's family to be reunited in the United States.

Caesar desperately would like to have his wife and daughter to come and reside with him legally here in the United States of America when the time comes due.

If you are reading this, please consider registering this software so that his wife and daughter will have the pleasure of having a father that cares for them. Another way is to facilitate his family's reunion here in the United States of America.

He will become a United States citizen in 2 more years.

 [How to contact Caesar M Samsi](#)

How to Contact (Caesar M Samsi)

By Email

This is the preferable method to contact Caesar. CompuServe Mail is preferable as Caesar always has a notebook attached to him and can be reached by CompuServe Mail wherever he is worldwide. If you are on the Internet you can send email to Caesar at CompuServe Mail by addressing it as follows: 72030.562@compuserve.com

On CompuServe you can send mail to 72030.562

On Internet you can send mail to csamsi@clark.net

By Phone

This is the last resort method to contact Caesar. If you have a desperate and definite need for a customized server and/or client application, please don't hesitate to try these numbers. Otherwise, please send email, you'll get faster response that way.

In the USA you can call at (1) (703) 841-0878

In Indonesia you can call at (62) (21) 735-5825

Resume (Caesar M Samsi)

Email: CompuServe, 72030,562. InterNet, csamsi@clark.net

Telephone: (703) 841-0878

PERSONAL DATA:

NAME: CAESAR M SAMSI

EMAIL: CompuServe, 72030,562. InterNet, csamsi@clark.net

TELEPHONE: (703) 841-0878

OBJECTIVE:

I am interested in employment with a company that operates in the SouthEast Asia/Pacific Rim region and the US. I have both lived and travelled in the area. Areas interested in are specifically Jakarta, Indonesia. Kuala Lumpur, Malaysia. Singapore, Singapore. I am very familiar with Jakarta and have briefly engaged in consulting in Jakarta, Indonesia within the telecommunications industry.

EDUCATION:

Bachelor of Computer Science (Software), 1990, Carleton University.

Concluded studies at Carleton University with an honours project development of a Local Area Network Electronic Mail forwarding system.

Representative computer science courses include:

Database Systems Design, Transaction Processing Systems, Large Software Systems Project Design and Management (using ADA specifications), Current Topics in Information Systems, Concurrent Processing Systems, Operating Systems, Robotics-Software Control, Digital Logic System Design, Compiler Construction, Numerical Software Systems.

Representative business courses include:

Economics, Micro Economics, Financial Accounting.

Representative human interest courses include:

Psychology, Cognitive Psychology, Physics, Chemistry.

EMPLOYMENT:

1991-todate:

CSI Technologies (a subsidiary of Corporate Software Inc.), Arlington, VA, USA. Current position as Consultant/Analyst. Areas of consulting include Windows development using Borland C++, Visual Basic and Client-Server Database systems using Oracle and SQL-Server/Sybase platforms.

1990-1991:

Sakto Development Coporation, Ottawa, Ontario, Canada. The project developed was a Property Management System executing on a local area network with multiple concurrent users. This project was written in Clipper Summer '87. Other responsibilities at included: Local Area Network

(Novell Network) installation and maintenance in Supervisory support role. Software and Hardware support, consulting, product evaluation and recommendation. Building site technical support for

the various building automation computers.

CAREER SUMMARY:

Mr. Samsi has over six years experience in software systems development with emphasis on database design and implementation. He has held positions in software design, development and support, hardware support, LAN supervisory support. His expertise includes several development languages with expertise in dBASE/CLIPPER, Paradox PAL, C/C++, Pascal, Assembly, ObjectWindows, Windows 3.1 SDK. and Windows NT (Win32) SDK. Mr. Samsi holds a Bachelor of Computer Science (1990) degree from Carleton University, Canada.

PROJECT EXPERIENCE:

For the Department of Commerce, Office of Information Systems, Mr. Samsi developed a database analysis and reporting system. This application analyzes a set of database files for inconsistent data and generates problem reports that provides both summary and detail information of the problem and location of the problem within the data. This application operates with over 1Gb of data files and was written to support database cleanup operations.

For the Department of Defense, Motion Media Records Center, Mr. Samsi was a member of the team that developed MediaBank, a real time Full-Text search and retrieval system that supports the cataloging of hierarchical record structures for audio/visual material. The system was developed using Borland C++ and OWL (Object Windows Library). Key features of the MediaBank system include: FullText searching, complex data validation and cataloging of hierarchical record structures, MDI (Multiple Document Interface) on all Child Windows, Preference Profiles, Full Motion Video support (AVI format), Sound support (WAV format), Image Support.

For Kepner-Tregoe, Mr. Samsi provided development support for the AIMS system. AIMS is a consulting management application being developed using Phoenix System's CDD Clipper library. It runs on a Novell local area network. Mr. Samsi was responsible for the development of AS-400 to AIMS communications, Materials Order Entry, and Materials Order Fulfillment modules.

For Riggs Bank, Mr. Samsi completed the the development of CATS (Criticized Asset Tracking System) for the Credit Administration Office. CATS was developed using Borland Paradox 3.5 LAN Version on a Novell Netware 3.11 LAN. Mr. Samsi developed the CATS's data import, data entry, and reporting modules. CATS data is imported monthly from the Riggs Bank CRIS Focus database and reviewed/analyzed. A number of executive and detailed reports are generated for each loan being tracked. The CATS application is currently used by 20 loan officers via the Riggs Bank LAN/WAN. The systems allows them to track loans that are overdue and generate executive, as well as detail analytic reports on the loans. The process was previously done manually using standard forms and compiled by hand.

For Associated Prescription Services (APS), Mr. Samsi provided the design and development of a large transactional database system. The application was developed using Nantucket Clipper on a Novell NetWare 3.11 LAN and was designed to downsize and replace an IBM System 38 environment. It is currently used by APS to track and invoice subscribers of APS' prescription claims services. The application provides APS with improved reporting, tracking, and accounting functions. Mr. Samsi was responsible for the database, reporting, and claims rule structure designs.

Also for Associated Prescription Services (APS), Mr. Samsi developed APS's Close Processing modules, providing APS with daily close, mid-month, and end-of-month prescription claims processing. Mr. Samsi also assisted with the development of claims data entry screens and processing modules which provide APS users the capability to enter, adjust, and back out prescription claims from the system. The APS application was developed using Phoenix Systems' FCS (File Control System) which provides user interface and data dictionary control to the development effort.

For the Executive Office of the President (EOP), Office of Management and Budget, Mr. Samsi was a member of the project team that developed PBI 2.0, an Oracle SQL relational database-based application with a Windows user interface. PBI 2.0 employs the Oracle SQL engine. Mr. Samsi configured the Oracle 6.0 RDBMS environment, provided SQL benchmark test scripts, and optimized its performance. He developed a SQL query and retrieval parser, structures, and a SQL statement generator that allows a user to define a set of report definitions in a point and click manner. He also developed a data load utility that loads flat files (downloaded from the EOP mainframe) into the Oracle 6.0 RDBMS engine. In the course of the development, Mr. Samsi resolved a long-standing budget SQL query/retrieval problem regarding the roll-up/accumulation of budget account reports from different budget versions, allowing them to be displayed side-by-side for comparative study. PBI 2.0 utilizes a combination of Paradox 3.5 datafiles and Oracle databases for the system. The Paradox 3.5 datafiles are used to store a user defined menu and report specification to drive data retrieval and display from the Oracle databases.

For the Department of Commerce (DOC), Mr. Samsi was responsible for the development of the CIMS System Maintenance module. The System Maintenance module provides the CIMS application with various system administrator functions to initialize and maintain the system databases.

For Association of American Railroads(AAR), TEMS/RECAP project, Mr. Samsi assisted in developing maintenance modifications to the TEMS/RECAP software. He also performed initial modifications of data-entry functions (written in Borland Pascal) required to complete maintenance modifications.

For Executive Office of the President (EOP), Office of Management and Budget, Mr. Samsi was a member of the project team that developed the Budget Tracking and Management System, Appropriations Bill Tracking (ABT). The application allows OMB staff to track changes and updates to different bills and versions of the budget. It involves multi-user data entry, information retrieval, and updates as well as report generation. The system is attached to a Microsoft SQL Server in a Client Server architecture with Paradox's PAL programming language acting as a front end to the attached SQL Server. This project involves uses of Paradox 3.5 features such as relational multi-table data entry, multi-record scrolled data entry, and Paradox SQL Link. The application also involved the integration of a DOS LAN to mainframe data transfer and a DOS Job batch server.

Mr. Samsi was responsible for a significant amount of data entry, reporting, and integration modules of the ABT application. He was also responsible for the integration of the ABT application to a DOS Job batch server in a Novell LAN environment. He provided technical support and operational enhancements for the ABT application. The support for ABT involved technical hot line and problem-solving support for OMB support staff. He enhanced a reporting function of the ABT application. As part of the evolution of the ABT, Mr. Samsi provided assistance to OMB support staff in modifications to the ABT application to enhance performance.

For Phoenix Systems, Inc., Mr. Samsi designed and developed the company's Marketing Tracking System. It allows Phoenix Systems' directors to consolidate marketing leads and efforts in a single information database and supports tracking new leads and monitoring the status of existing leads.

For Sakto Development Corporation, a real estate holding company, in Ottawa, Canada, Mr. Samsi developed a multi-user Property Management System using Paradox LAN Pack 3.5. The application supports tracking tenant history, residential property history, tenant payments, tenant leases, and property maintenance history and costs. The application allowed Sakto Development Corp. to manage properties remotely from its main office, with remote sites transmitting daily updates via modem lines to the main office.

Also for Sakto, Mr. Samsi developed the upgrades to the Property Management System to include integration to an accounting application module. Since the accounting module was written in a

DBASE dialect, the integration module was written in Clipper Summer '87, subsequently upgraded to Clipper 5.0. Mr. Samsi's other responsibilities included: Local Area Network (Novell NetWare) installation and maintenance in supervisory support role. Software and hardware support, consulting, product evaluation and recommendation. Building site technical support for the various building automation computers. Desktop publishing of reports, architectural drawings and presentation material preparations.

SOFTWARE EXPERIENCE:

Languages:

Paradox PAL, Paradox SQL-Link, Clipper, dBASE III, Pascal, C, Assembly, Basic, Fortran, Microsoft SQL-Server, Oracle SQL, Microsoft Visual Basic for Windows, Microsoft QuickC, Borland Turbo Pascal for Windows, Borland C++ for Windows, Microsoft Windows 3.1 SDK MFC, Microsoft Windows NT Win32 SDK.

Packages:

Novell NetWare, Banyan Vines, Borland Paradox, Oracle, MS-Windows Excel, MS-Windows Word, WordPerfect, Lotus 123, Xerox Ventura Publisher, Oracle SQL Relational Database, Microsoft SQL-Server Relational Database, Sage Editor, Relational Report Writer.

Operating Systems:

MS-DOS, Windows 3.1, Windows NT, Windows NT Advanced Server, Windows for Workgroups, Novell NetWare, Banyan Vines.

HARDWARE EXPERIENCE:

Intel 8088, 80286, 80386, 80486, IBM PC AT, Netware 386/486 File Server, Gateway 486, MS-DOS compatibles. Various PCs, network cards, cables, modems, etc. Is this really relevant ?
<grin from Caesar> ...

