






Signing In

To connect to this Internet site, you must have a membership with the service provider displayed in the Realm box. To verify that you are a member, you must provide your member ID and password.

If you are currently a member and are having trouble connecting to this site, make sure that you have typed your member ID and password correctly.

If you are not a member or are still having trouble connecting, click Cancel in the Sign In dialog box. When you click Cancel, a Web page appears that explains how to troubleshoot any problems you may be having connecting to this site.

-  [Member ID](#)
-  [Password](#)
-  [Remember My Password](#)
-  [Realm](#)
-  [Help](#)

Provides a space for you to type your member ID. This is the name you provided during sign-up that uniquely identifies you as a member of this Realm and that is associated with your password.

You must be a member to connect to this site.

Provides a space for you to type your password. The text you type will appear as asterisks (*) so that your password can be kept confidential. You must be a member of the service that is displayed in the Realm box to connect to this site.

Click this to find out how to get troubleshooting information if you are having problems connecting to this site.

Click this to automatically fill in your password every time you connect to a site that requires you to sign in.

Note

- If you select this checkbox, other people may be able to access restricted sites by using your computer, member ID, and password.

Displays the name of the service provider that maintains your membership, such as an online service or Internet service provider.

