

# Content for VBCode 1.01

Copyright © 1995-1996 Benjamin BOURDERON ([Benjab@msn.com](mailto:Benjab@msn.com))

This application adds some useful tools for Visual Basic® 4.0 32bit:

## Wizard About

Creates an "About..." Form

## Declaration for 32bit API

Inserts 32bit API into your Code

## Create a Database

Creates a function to recreate the structure of an Access

Database

## Arrange Visual Basic Windows

Arranges the Visual Basic® Windows

## Uninstallation

How to uninstall VBCode ?

## Shareware

What is Shareware ?

## How to register ?

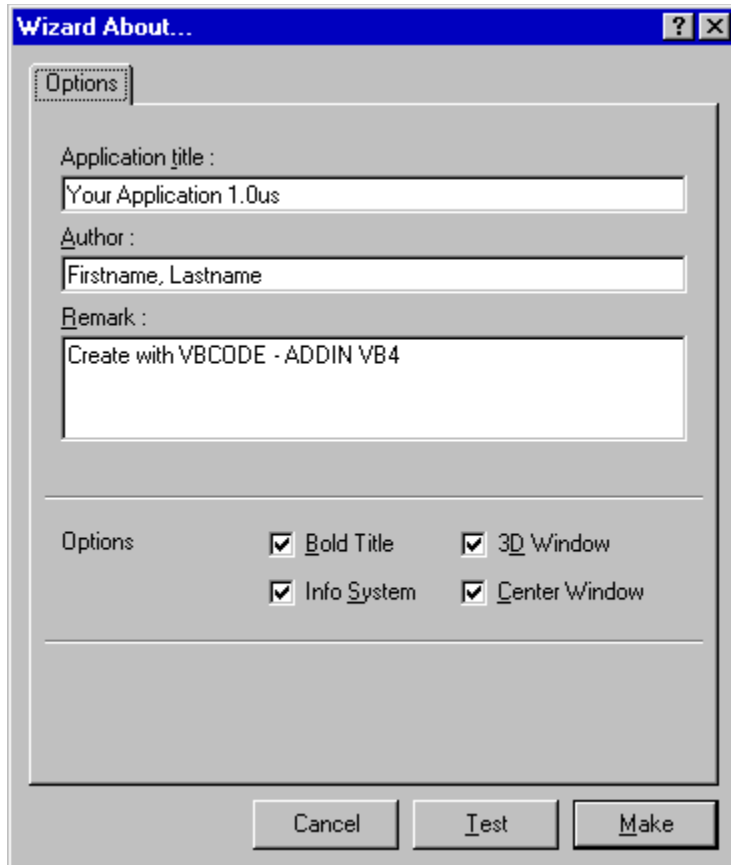
Form to register VBCode 1.01

This is my internet adress, allowing you to send me your remarks for **VBCode 1.01**

## Wizard About

Copyright © 1995-1996 Benjamin BOURDERON ([Benjab@msn.com](mailto:Benjab@msn.com))

This tool allows you to create an **"About..."** form into your application. This Add-In inserts the source code for the window.



### How to use the Wizard About ?

Several options allow you to change the design of the **"About..."** form, and to add information about your application.

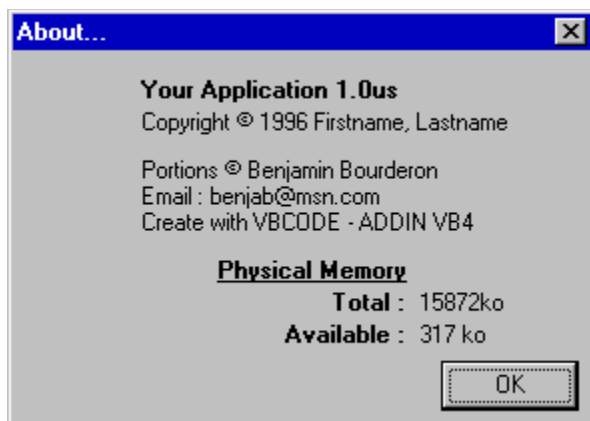
For example You can enter the [Title of your application](#), its [Author](#), and a [Remark](#) which will be shown on the form.

The [Options](#) allow you to change the design of the window. You can for example change the title to bold, or/and add system information into the **"About..."** form...

To preview the "About..." form, click on the [Test](#) button, if you're satisfied with the design then click on the [Make](#) button. The wizard will start the creation of the form. You can click on the [Cancel](#) button, to return to Visual Basic.

**Note** :If an About form has been already created, it will not be replaced, but a new form will be created..

### An example of this Wizard :



Textbox, title of the application, it will be on the "**About...**" form

Textbox, Firstname and LastName of the author of the application, this will be on the "**About...**" form

Textbox, remark for your application it will be on the "**About...**" form

These options allow you to change the design for the "**About...**" form



This button starts the creation of the "**About...**" form

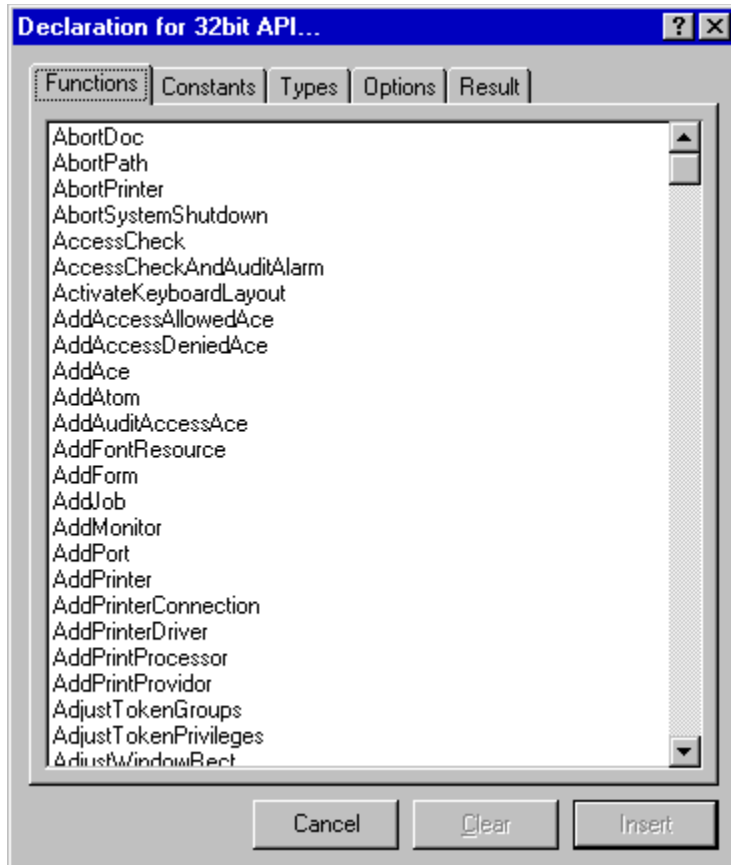
Closes the **Wizard About** and return to Visual Basic® 4.0

this button shows a preview for the "**About...**" form

## Declaration for 32bit API

Copyright © 1995-1996 Benjamin BOURDERON ([Benjab@msn.com](mailto:Benjab@msn.com))

This Add-In allows you to insert directly into your code the declaration for [Functions](#), [Constants](#) and [Types](#).



### How to use this Add-In ?

Simply select a line (for example by taping the first letter of the API) in the [Functions](#), [Constants](#) or [Types](#) tabs and then double-click on the selected line to insert the declaration into the [Result](#) tab.

The default value when you insert declaration is "[Private](#)", you can change this to "[Public](#)" by using the [Options](#) Tab. This Tab allows you to select the [Module](#) in which the declarations will be inserted.

After selecting the right declaration, you can click on the [Insert](#) button to add the declarations from the [Result](#) Tab into your code. Another button allows you to clear the content of the Result Textbox.

**Note** : if the declarations already exist in the code, they will not be replace, they will be added into the code.

List of 32bit API **Functions**. Double-Click on an item to add the declaration into the Result textbox.

List of 32bit API **Constants**. Double-Click on an item to add the declaration into the Result textbox.

List of 32bit API **Types**. Double-Click on an item to add the declaration into the Result textbox.

Textbox which contains all the declarations which will be inserted into your code.



By selecting this option, all declarations will be **Private**

By selecting this option, all declarations will be **Public**

**Options** for this Add-In

List of your modules which are in your project. Select the desired one, inwhich the declarations will be inserted.

Inserts the declaration which is in the result textbox into your code.

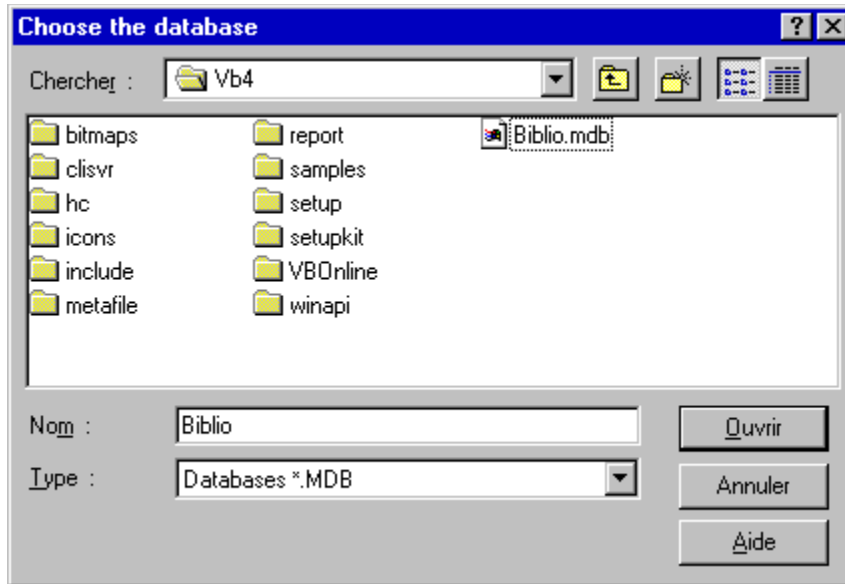
Closes the window and returns to Visual Basic.®

**Clear** the Result textbox.

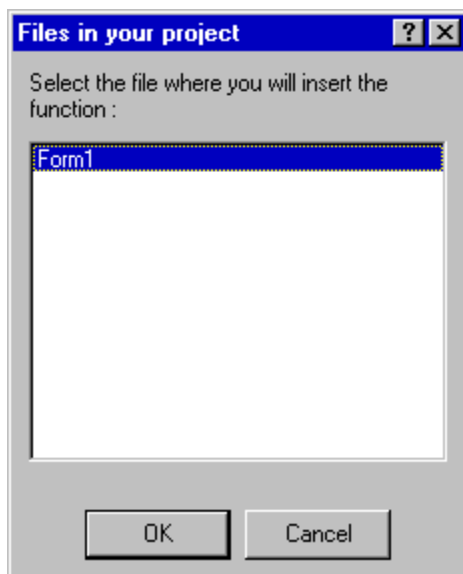
## Create a Database

Copyright © 1995-1996 Benjamin BOURDERON ([Benjab@msn.com](mailto:Benjab@msn.com))

This add-In analyzes an Access database and creates a function to recreate the same structure (Table, Fields, Relations, Indexes, and Querydefs). The first step is to select the database...



Then you will be prompted for choosing in which form or module this add-in should insert the function. The function which will be able to create the same database will be named **DBMakeNew**.





Select the form or the module in which you would like to insert the function **DBMakeNew**.

Click on this bouton to start the creation of the **DBMakeNew**. function

Closes the window and returns to Visual Basic®

## Arrange Visual Basic Windows

Copyright © 1995-1996 Benjamin BOURDERON ([Benjab@msn.com](mailto:Benjab@msn.com))

This menu allows you to arrange these windows (Toolbox, Project, Properties) of Visual Basic®, You simply have to click on this menu and the windows will be arranged into the right place. This Add-In detects if Office95 or Windows95 are present to adapt the position for the windows.

# Uninstallation

Copyright © 1995-1996 Benjamin BOURDERON ([Benjab@msn.com](mailto:Benjab@msn.com))

## **Windows 95 users :**

Open the **Control Panel**, then click on **the Add/Remove Program icon**. Then you have to select VBCode 1.01us Shareware and click on **Add/Remove** Button. The uninstallation process will begin.

## **Windows NT users :**

An icon is created when you install VBCode 1.01us Shareware. Click on this icon to start the uninstallation of VBCode.

# Shareware

Copyright © 1995-1996 Benjamin BOURDERON ([Benjab@msn.com](mailto:Benjab@msn.com))

## **Shareware :**

This add-in **VBCode 1.01** is not free, you can use it for a period of 30 days. Passed this month you must **Register** it by sending 20\$ at the following address or stop using it by removing it from your system.

Benjamin BOURDERON  
9, rue Magenta  
69100 Villeurbanne.  
FRANCE

When I receive your payment, you will receive the Key which will allow you to register VBCode.

## **Distribution of the Shareware version :**

You can distribute this version of VBCode with any modification on all media.

## **Disclaimer of Warranty :**

THIS SOFTWARE AND THE ACCOMPANYING FILES ARE SOLD "AS IS" AND WITHOUT WARRANTIES AS TO PERFORMANCE OF MERCHANTABILITY OR ANY OTHER WARRANTIES WHETHER EXPRESSED OR IMPLIED.

Thanks for trying my shareware.

# Register

Copyright © 1995-1996 Benjamin BOURDERON ([Benjab@msn.com](mailto:Benjab@msn.com))

Fill , Print and send me this form (with your payment) to register this version of VBCode 1.01, you will receive the Key which will allow you to register VBCode.

---

## Register form for a single user

Program: <b>VBCode 1.01</b>	# COPIES	TOTAL
VBCode 1.01 (20\$)	_____	_____ FF

### ADRESSE :

Name : \_\_\_\_\_

Address : \_\_\_\_\_

City, State, Zip: \_\_\_\_\_

Country : \_\_\_\_\_

Phone : \_\_\_\_\_

Internet Address : \_\_\_\_\_

Send me this form at this address :

**Benjamin BOURDERON  
9, rue Magenta  
69100 Villeurbanne  
FRANCE**

