


ACTIVITY BOOK


MY NAME _____



Contents

M, T Review	5
F, H Review	10
M, T, F, H Review	15
N, A Review	17
B, E Review	21
N, A, B, E Review	26
S, R Review	29
Z, P Review	33
S, R, Z, P Review	39
L, O Review	41
D, C Review	45
L, O, D, C Review	50
I, G Review	52
U, K Review	56
I, G, U, K Review	61
V, W Review	63
Y, J Review	67
V, W, Y, J Review	72
Q, X Review	75

Finding upper case letters: For each rectangle, ask your child to name the Letter Person at the top. Then ask your child to circle the upper case letter that belongs to the Letter Person.




F

T

H

A





M

H

N

F

Finding lower case letters: Ask your child to name the letter in the circle (a lower case m). Then ask your child to circle all the other lower case m's on this page.





a m h m

m t n m

n m m h

Finding lower case letters: Ask your child to name the letter in the circle (a lower case t). Then ask your child to circle all the other lower case t's on this page.

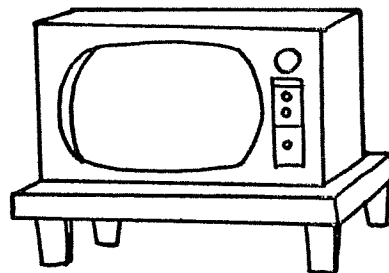
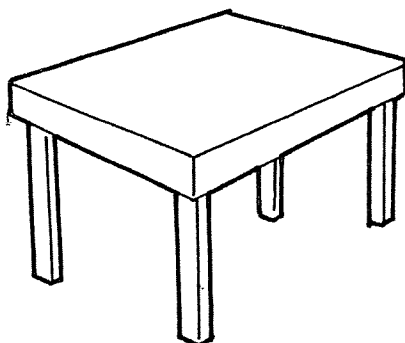





t m t f


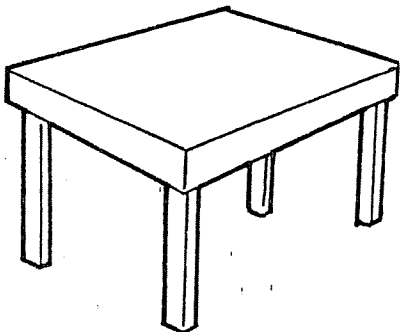

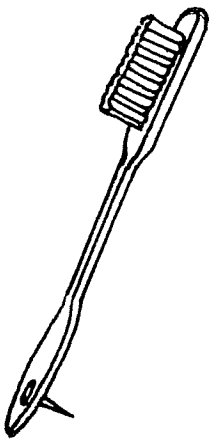




t t h t

f t a f


Sound discrimination: Ask your child to circle each picture that starts with the same sound as **munching mouth** (**m**oon, **m**onkey, **m**ask, **m**ilk, television, **m**ouse, table, telephone).



Sound discrimination: Ask your child to circle each picture that starts with the same sound as tall teeth (man, mittens, turkey, toothbrush, monkey, table, television).



Finding upper case letters: For each rectangle, ask your child to name the Letter Person at the top. Then ask your child to circle the upper case letter that belongs to the Letter Person.




H

B

A

Z





T

R

F

Q

Finding lower case letters: Ask your child to name the letter in the circle (a lower case f). Then ask your child to circle all the other lower case f's on this page.



f

n

t

f

t

f

f

a


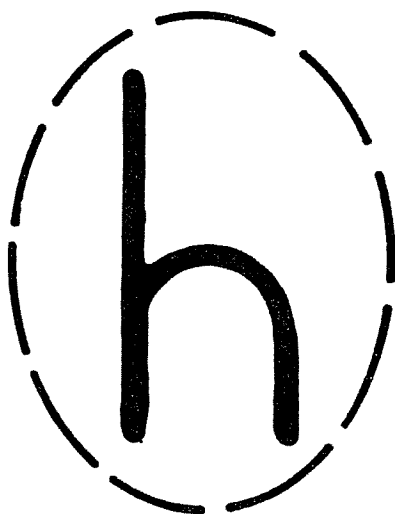
f

f

m

t

Finding lower case letters: Ask your child to name the letter in the circle (a lower case h). Then ask your child to circle all the other lower case h's on this page.




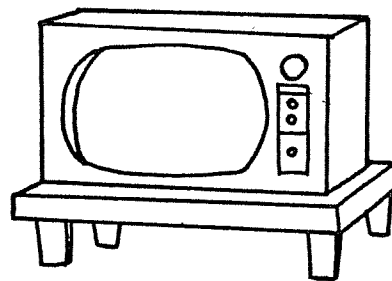
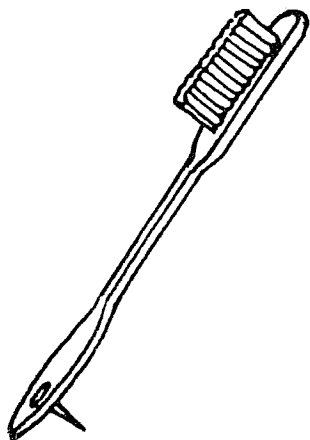


a h h m

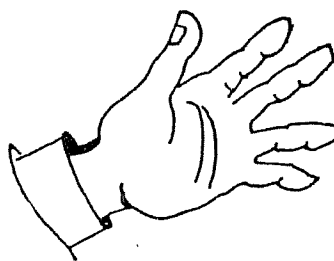



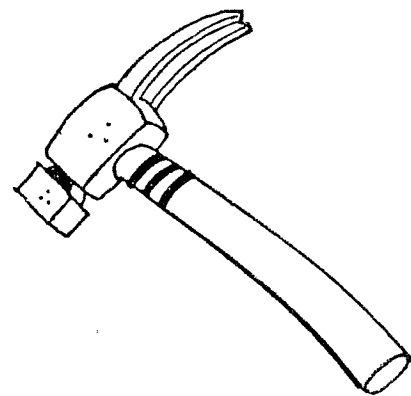


h n h h

f h t h

Sound discrimination: Ask your child to circle each picture that starts with the same sound as **funny feet** (toothbrush, fish, television, fire, milk, feather, fan).




Sound discrimination: Ask your child to circle each picture that starts with the same sound as **horrible hair** (**h**at, **h**orse, **h**ammer, mouse, **h**and, fish, **h**ouse).



Matching upper and lower case letters: For each row, ask your child to circle the lower case letter that matches the upper case letter at the left.


f



F

n f m


m



M

n a m


t



T

t h m







h




H

h m a

Matching sound clues: Cut out the four small pictures at the bottom of the page (funny feet, munching mouth, tall teeth, horrible hair). Ask your child to paste the missing parts in place on the four Letter People.



Finding upper case letters: For each rectangle, ask your child to name the Letter Person at the top. Then ask your child to circle the upper case letter that belongs to the Letter Person.




T

M

A

N




A

H

N

M

Finding lower case letters: For each rectangle, ask your child to name the Letter Person at the top. Then ask your child to circle the lower case letter that belongs to the Letter Person.




m

a

t

n







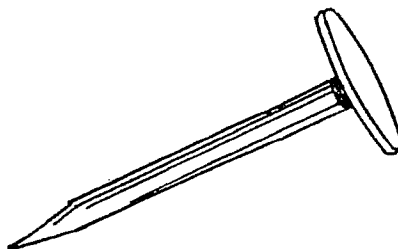
t

a


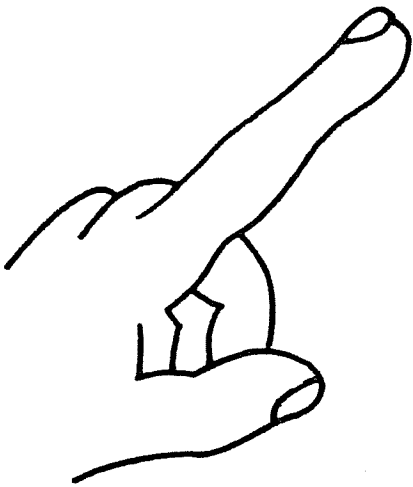





f

h


Sound discrimination: Ask your child to circle each picture that starts with the same sound as **noisy nose** (moon, **nail**, feather, hat, **nurse**, **necklace**, **nest**).



Sound discrimination: Ask your child to circle each picture that starts with the same sound as **ă-ă-ă-choo** (horse, **apple**, ambulance, alligator, heart, ant, finger).



Finding upper case letters: For each rectangle, ask your child to name the Letter Person at the top. Then ask your child to circle the upper case letter that belongs to the Letter Person.




B

M

A

E




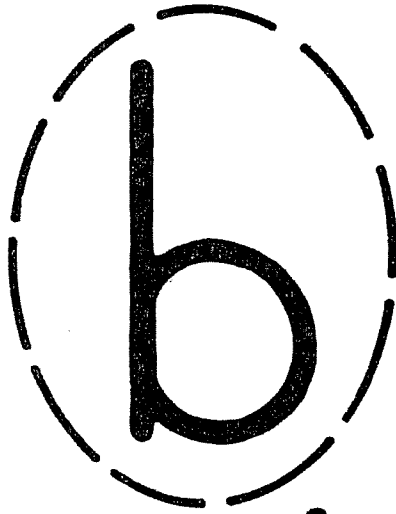
A

M

E

B

Finding lower case letters: Ask your child to name the letter in the circle (a lower case b). Then ask your child to circle all the other lower case b's on this page.



f

b

b

n

a

b

m

b



b

h

b

b

Finding lower case letters: Ask your child to name the letter in the circle (a lower case e). Then ask your child to circle all the other lower case e's on this page.



f

e

e

a

e

b

r

e









n

e





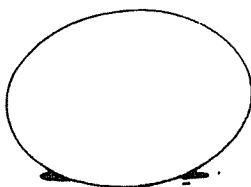

e

e

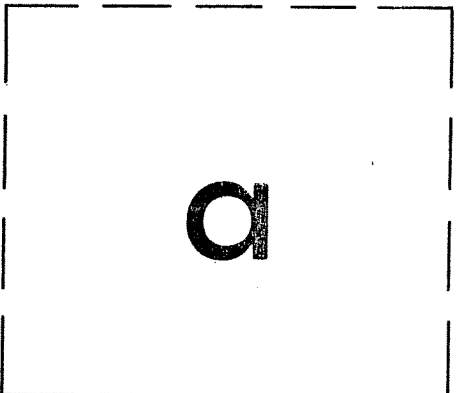


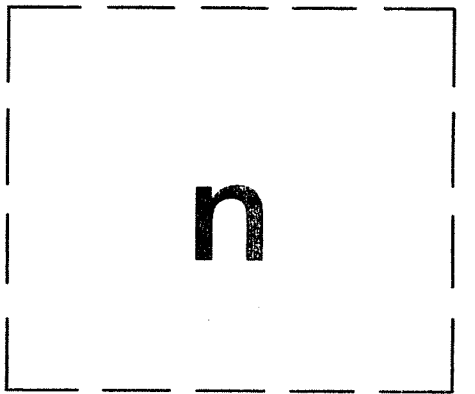
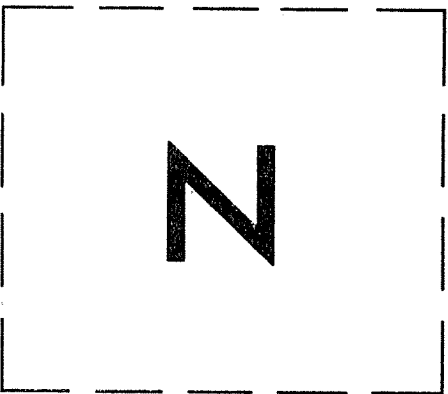

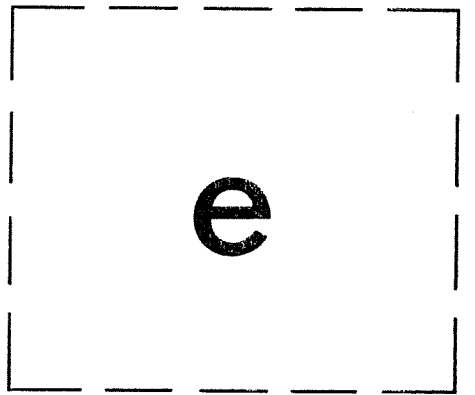



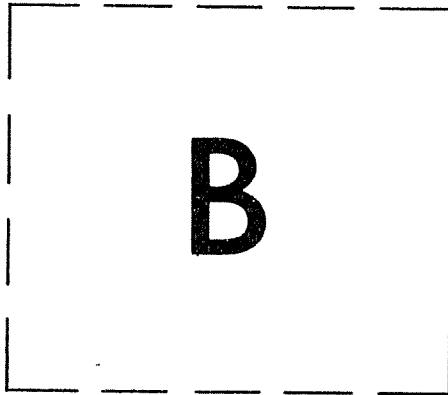

Sound discrimination: Ask your child to circle each picture that starts with the same sound as **beautiful buttons** (**b**aby, **a**lligator, **b**ed, **b**icycle, **h**ouse, **b**all, **b**at, **m**onkey).















Sound discrimination: Ask your child to circle each picture that starts with the same sound as **ě-ě-ě**ercise (elephant, **e**gg, nurse, apple, **e**levator, bicycle, **e**lf, **e**lbow).







Matching Letter People and letters: Cut out the letter squares on this page for your child. Ask your child to paste them in place on the opposite page.






Matching lower and upper case letters: For each row, ask your child to circle the lower case letter that matches the upper case letter at the left.

<p>b</p> 	<p>B</p>	<p>e m b</p>
<p>e</p> 	<p>E</p>	<p>a n e</p>
<p>n</p> 	<p>N</p>	<p>a f n</p>
<p>a</p> 	<p>A</p>	<p>n a h</p>

Finding upper case letters: For each rectangle, ask your child to name the Letter Person at the top. Then ask your child to circle the upper case letter that belongs to the Letter Person.




P

H

D

R




E

S

R

Z

Finding lower case letters: For each rectangle, ask your child to name the Letter Person at the top. Then ask your child to circle the lower case letter that matches the Letter Person.




s

e

r

h




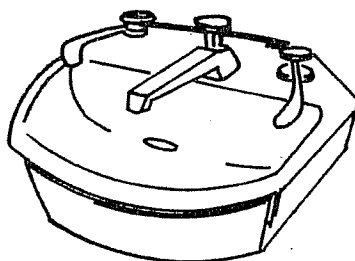




m

r



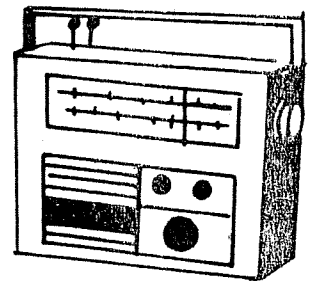



b

n



Sound discrimination: Ask your child to circle each picture that starts with the same sound as **super socks** (sun, baby, **scissors**, necklace, bird, **sink**, sailor, ant).



Sound discrimination: Ask your child to circle each picture that starts with the same sound as ripping rubber bands (elevator, baby, rabbit, radio, raccoon, sink, ring, rope).



Finding upper case letters: Ask your child to name the letter in the circle (upper case Z). Then ask your child to circle all the other upper case Z's on this page.



G

Z

L

Z

N

Z

A

B


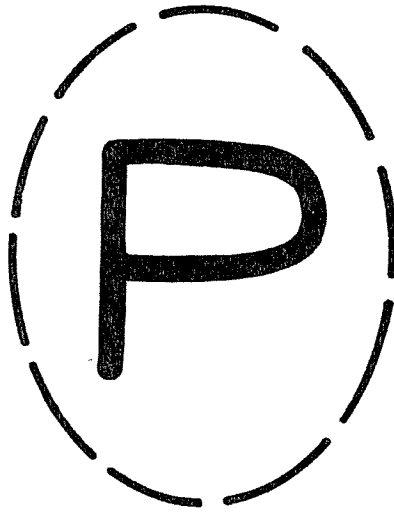
E

F

G

Z

Finding upper case letters: Ask your child to name the letter in the circle (upper case P). Then ask your child to circle all the other upper case P's on this page.



P

M

Z

T

A

P

P

B


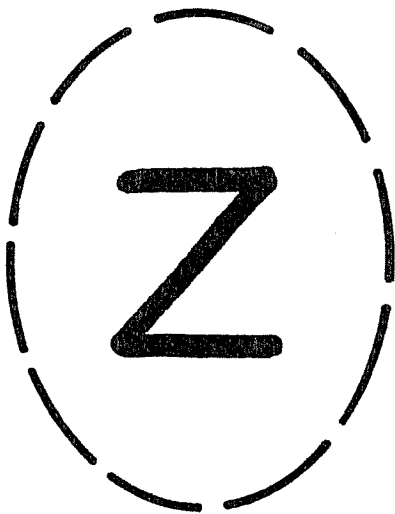
E

N

H

P

Finding lower case letters: Ask your child to name the letter in the circle (a lower case z). Then ask your child to circle all the other lower case z's on this page.



g

s

z

h

z

l

z

z


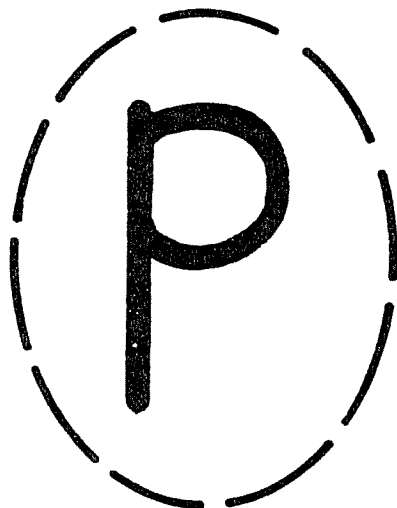
z

z

h

z

Finding lower case letters: Ask your child to name the letter in the circle (a lower case p). Then ask your child to circle all the other lower case p's on this page.



b

p

p

d

a

p

m

p


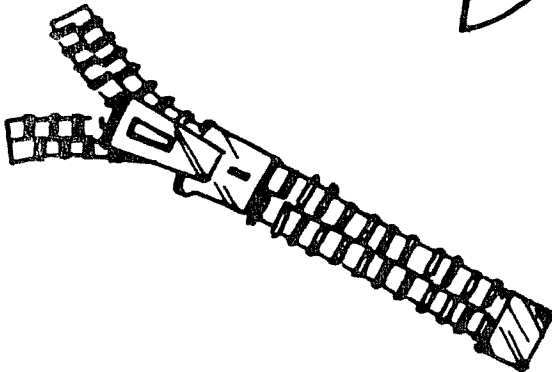
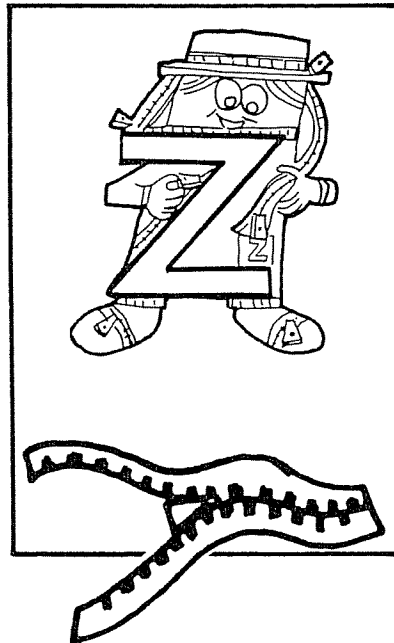


d

b



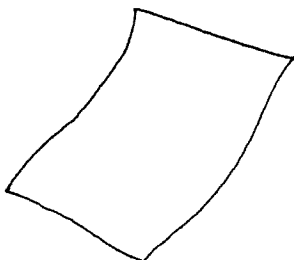



p

p


Sound discrimination: Ask your child to circle each picture that starts with the same sound as **zipping zippers** (zoo, heart, zebra, rabbit, fan, zipper, baby).



Sound discrimination: Ask your child to circle each picture that starts with the same sound as **pointy patches** (monkey, **p**ig, **p**ipe, scissors, **p**encil, dog, **p**aper, elephant).




Matching upper and lower case letters: For each rectangle, ask your child to circle the lower case letter that matches the upper case letter at the left.



R

s r p




Z

z p r

Matching upper and lower case letters: For each rectangle, ask your child to circle the lower case letter that matches the upper case letter at the left.

S




S

s

z

r

P




P

z

s

p

For each rectangle, ask your child to name the Letter Person at the top. Then ask your child to circle the upper case letter that belongs to each Letter Person.




O

L

T

H




L

P

A

O

For each rectangle, ask your child to name the Letter Person at the top. Then ask your child to circle the lower case letter that belongs to each Letter Person.




a

p

o

e



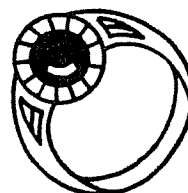


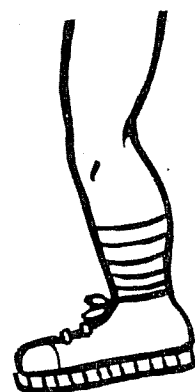

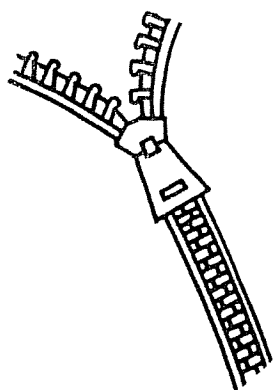


t

l


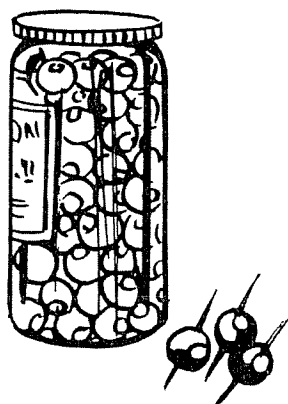
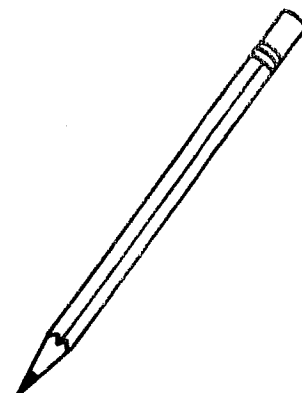




f

h


Sound discrimination: Ask your child to circle each picture that starts with the same sound as lemon lollipops (leaf, lamp, lion, leg, ring, ladder, lock, zipper).



Sound discrimination: Ask your child to circle each picture that starts with the same sound as optimistic optimist (octopus, rope, zoo, pencil, ostrich, olives, ox).



Finding upper case letters: For each rectangle, ask your child to name the Letter Person at the top. Then ask your child to circle the upper case letter that belongs to the Letter Person.




D

M

E

B




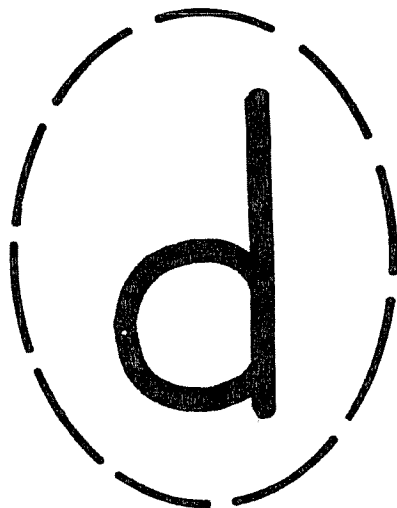
F

N

C

Z

Finding lower case letters: Ask your child to name the letter in the circle (a lower case d). Then ask your child to circle all the other lower case d's on this page.



d

d

a

c

b

d

d

o



d

a

p

d

Finding lower case letters: Ask your child to name the letter in the circle (a lower case c). Then ask your child to circle all the other lower case c's on this page.



p

c

c

e

c

d

b

c

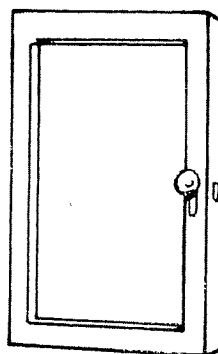




a

c








c

s





Sound discrimination: Ask your child to circle each picture that starts with the same sound as **delicious doughnuts** (pig, mouse, **doll**, **desk**, **door**, octopus, **dog**, **doctor**).



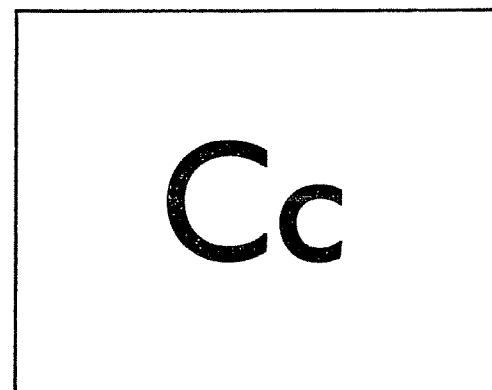

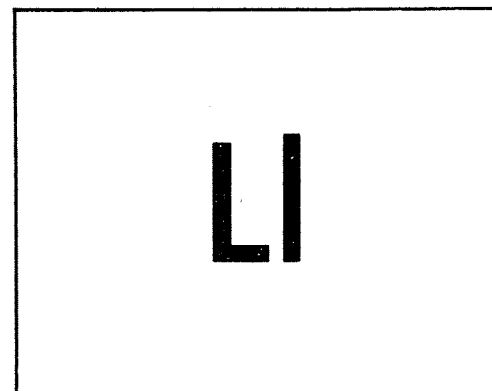

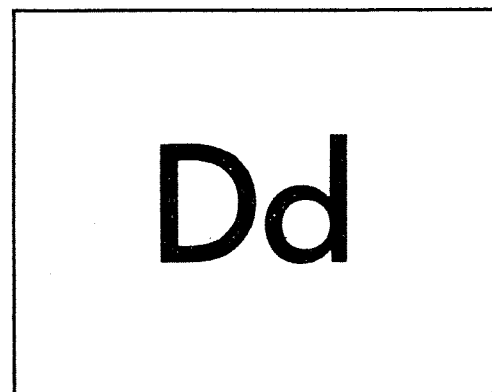

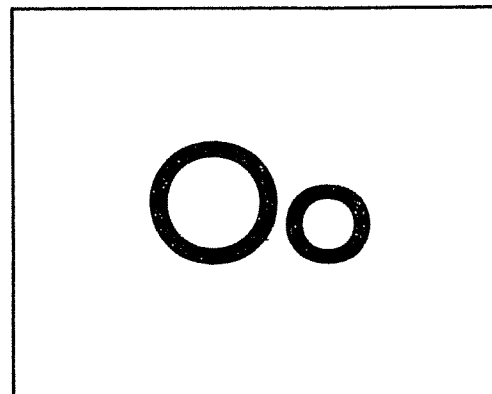

Sound discrimination: Ask your child to circle each picture that starts with the same sound as **cotton candy** (zebra, olives, ladder, **can**, cat, **car**, coat, **cup**).




Matching upper and lower case letters: For each rectangle, ask your child to circle the lower case letter that matches the upper case letter at the left.

	L	p l o
	O	d o c
	D	p o d
	C	c p d

Matching Letter People and letters: Ask your child to name each Letter Person on the left. Then ask your child to draw a line from each Letter Person to the box that shows his or her upper and lower case letters.



Finding upper case letters: For each rectangle, ask your child to name the Letter Person at the top. Then ask your child to circle the upper case letter that belongs to the Letter Person.



E

I

F

T



D

C

R

G

Finding lower case letters: For each rectangle, ask your child to name the Letter Person at the top. Then ask your child to circle the lower case letter that belongs to the Letter Person.




g

b

c

p








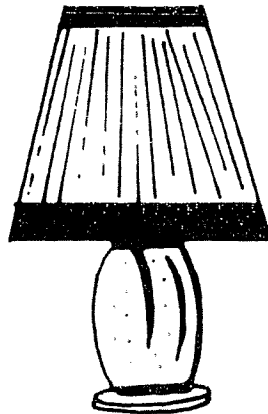
l

e


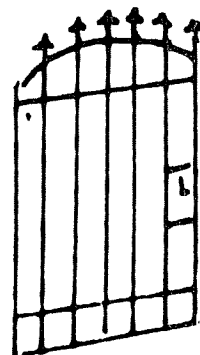

i

r


Sound discrimination: Ask your child to circle each picture that starts with the same sound as incredible inventor (ink, lamp, fire, baby, turkey, iguana, inch, igloo).



Sound discrimination: Ask your child to circle each picture that starts with the same sound as **gooey gum** (goat, girl, gate, feather, bell, dog, ghost).



Finding upper case letters: For each rectangle, ask your child to name the Letter Person at the top. Then ask your child to circle the upper case letter that belongs to the Letter Person.




C

U

G

V





U

Y

L

K

Finding lower case letters: Ask your child to name the letter in the circle (a lower case u). Then ask your child to circle all the other lower case u's on this page.



u

u

m

u

u

u

h

r


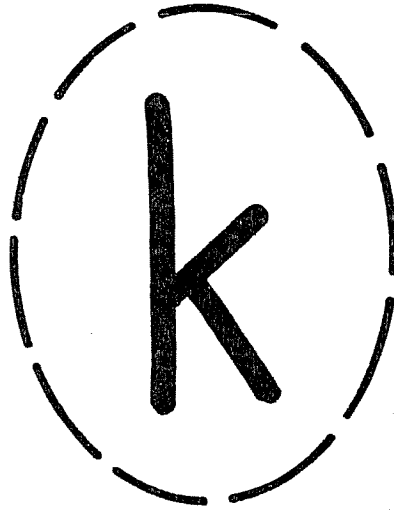
n

a

u

u

Finding lower case letters: Ask your child to name the letter in the circle (a lower case k). Then ask your child to circle all the other lower case k's on this page.



f

k

l

k

k

k

k

t





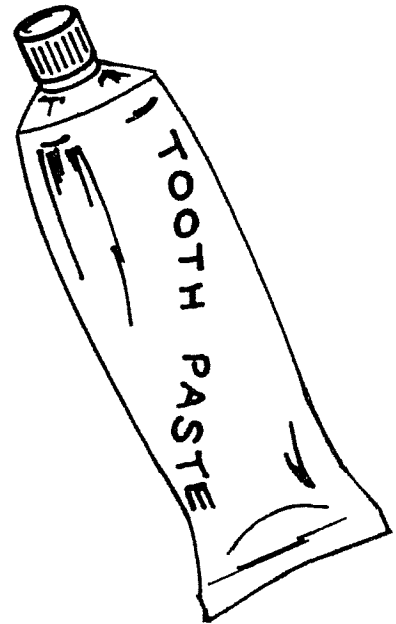
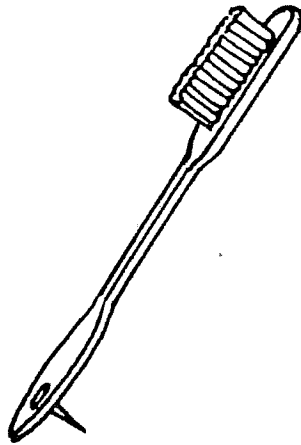
k

h

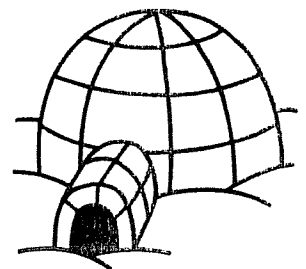
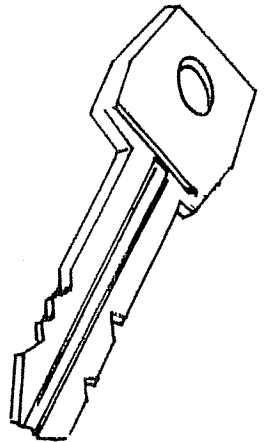


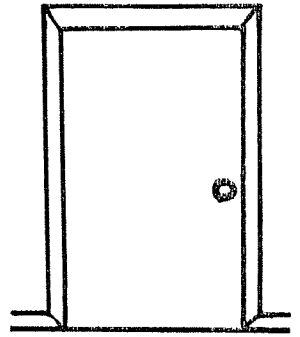
k

i


Sound discrimination: Ask your child to circle each picture that starts with the same sound as ũpsy-daisy ũmbrella (monkey, toothbrush, toothpaste, umpire, comb, umbrella, usher, dog).



Sound discrimination: Ask your child to circle each picture that starts with the same sound as **kind kick** (**kiss**, **king**, **door**, **key**, **igloo**, **kangaroo**, **hat**, **kite**).



Matching upper and lower case letters: For each row, ask your child to circle the lower case letter that matches the upper case letter on the left.



I

j

i

l




G

g

p

r




U

s

r

u










K

w

k

m

Matching Letter People and their sounds: Ask your child to name each Letter Person and his or her sound (Miss I, incredible inventor; Mr. G. gooey gum; Miss U, upsy-daisy umbrella; Mr. K, kind kick). Then ask your child to draw a line from each Letter Person to the picture that starts with the same sound.



Finding upper case letters: For each rectangle, ask your child to name the Letter Person at the top. Then ask your child to circle the upper case letter that belongs to the Letter Person.



L

W

Y

M



V

N

T

F

Finding lower case letters: For each rectangle, ask your child to name the Letter Person at the top. Then ask your child to circle the lower case letter that belongs to the Letter Person.



n

w

v

k








m

i


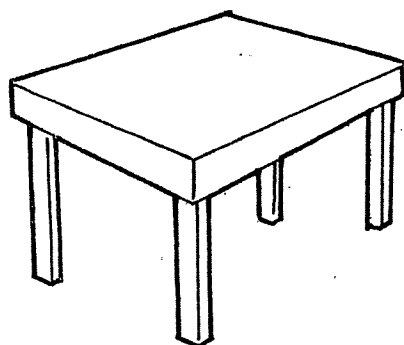




u

w

Sound discrimination: Ask your child to circle each picture that starts with the same sound as **velvet vest** (**v**est, **g**oat, **k**ey, **v**egetables, **v**iolin, **v**olcano, **b**icycle).



Sound discrimination: Ask your child to circle each picture that starts with the same sound as **wonderful wink** (umbrella, **w**agon, **w**itch, kangaroo, **w**atch, table, **w**indow).



Finding upper case letters: For each rectangle, ask your child to name the Letter Person at the top. Then ask your child to circle the upper case letter that belongs to the Letter Person.



Y

J

W

V



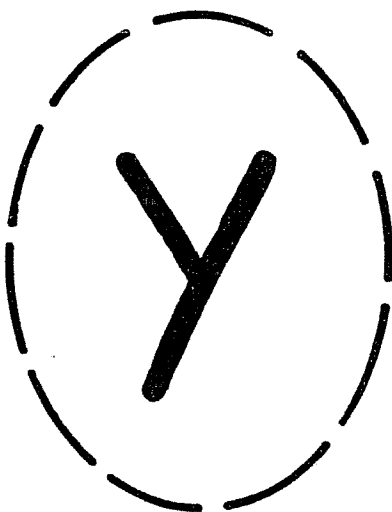
W

Y

J

V

Finding lower case letters: Ask your child to name the letter in the circle (a lower case y). Then ask your child to circle all the other lower case y's on this page.



y

y

y

n

v

y

y

r



h

w

y

f

Finding lower case letters: Ask your child to name the letter in the circle (a lower case j). Then ask your child to circle all the other lower case j's on this page.



f

j

j

i

j

g

h

j

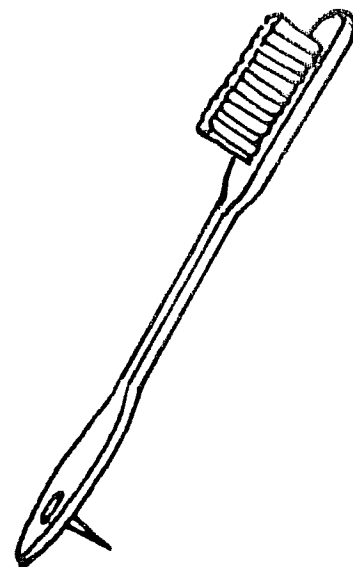

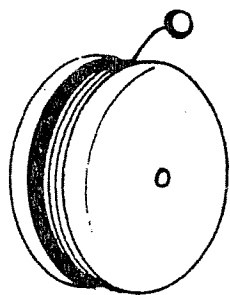
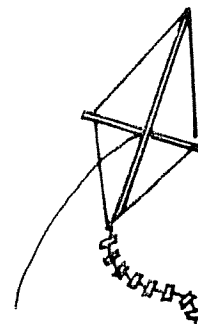


k

j






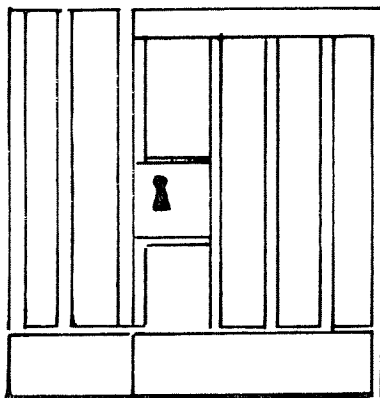
j

j





Sound discrimination: Ask your child to circle each picture that starts with the same sound as **yawning** (watch, yard, kite, toothbrush, umbrella, yawn, cup, yo yo).




Sound discrimination: Ask your child to circle each picture that starts with the same sound as jumbled junk (jack-in-the-box, jail, mouse, violin, jar, window, juggle).



Matching sound clues and Letter People: Cut out the four small pictures at the bottom of the page (velvet vest, yawning mouth, jumbled junk hat, wonderful wink). Ask your child to paste the missing parts in place on the four Letter People.



Matching upper and lower case letters: For each row, ask your child to circle the lower case letter that matches the upper case letter at the left.




W

m

w

v




J

g

f


j

Matching upper and lower case letters: For each row, ask your child to circle the lower case letter that matches the upper case letter at the left.



V

v u w



Y

j h y

Finding upper case letters: For each rectangle, ask your child to name the Letter Person at the top. Then ask your child to circle the upper case letter that belongs to the Letter Person.




Q

R

G

H



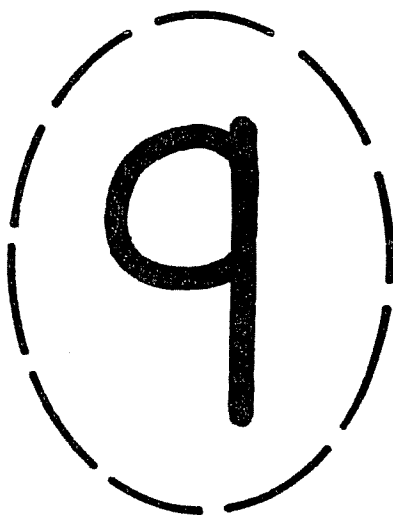
K

Y

X

T

Finding lower case letters: Ask your child to name the letter in the circle (a lower case q). Then ask your child to circle all the other lower case q's on this page.



q

a

q

q

q

b

d

q



q

q

q

p

Finding lower case letters: Ask your child to name the letter in the circle (a lower case x). Then ask your child to circle all the other lower case x's on this page.



n

x

x

w

k

x

x

x


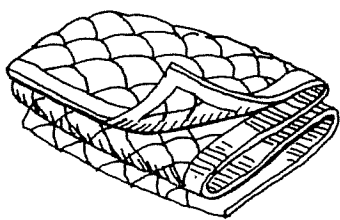


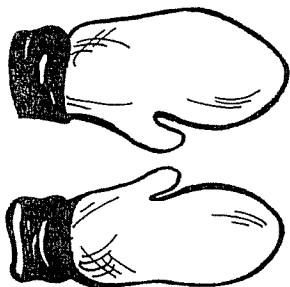
x

r


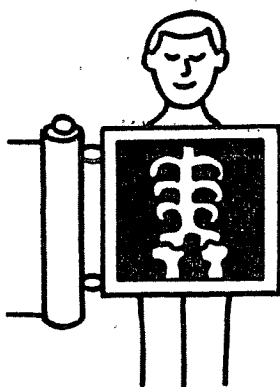




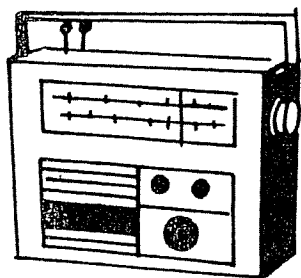
v

y


Sound discrimination: Ask your child to circle each picture that starts with the same sound as **quiet** (mittens, ladder, **q**uarter, leaf, jar, pencil, **q**uilt, **q**ueen).



Sound discrimination: Ask your child to circle each picture that starts with the same complex-ex-ex sound (radio, telephone, quarter, queen, yard, x-ray, wagon, X).



Matching upper and lower case letters: For each row, ask your child to circle the lower case letter that matches the upper case letter at the left.




Q

d

a

q



X

v

x

w