

**abbr** <sup>W3C</sup> (attribute)

[Back to Index of Elements](#)

This attribute should be used to provide an abbreviated form of the cell's content. Speech synthesizers may render the abbreviated headers relating to a particular cell before rendering that cell's content.

**above**  (attribute)

[Back to Index of Elements](#)

This attribute specifies the "layer" name immediately on top of a newly created one in the stacking order. That is, the new layer is created just below the layer specified by `layername` attribute. The use of `above` attribute cannot be combined with `below` or `z-index` attributes.

**accept-charset** <sup>W3C</sup> (attribute)

[Back to Index of Elements](#)

This attribute specifies the list of character encodings for data input that shall be accepted by the server processing this form.

Example:

```
<FORM ACTION="http://www.domain.com/prog/prog" METHOD=post ACCEPT-CHARSET="iso-8859-1,  
Windows-1250">
```

**accept** <sup>WS</sup> (attribute)

[Back to Index of Elements](#)

This attribute specifies a list of content types (comma-separated list) that a server processing this form will handle adequately.

Example:

```
accept="text/html", "image/png", "image/gif", "text/tcl", "text/javascript",  
"text/vbscript"
```

## **accesskey** (attribute)

[Back to Index of Elements](#)

This attribute indicates that pressing an access key assigned to an element gives "[focus](#)" to the element. The resulting action depends on the element's nature.

## **action** (attribute)


[Back to Index of Elements](#)

This attribute specifies which program will be invoked before submitting the form. The attribute value can be an [URL](#) [HTTP](#) (program location) or an [URL](#) MAILTO (delivery of forms by e-mail).

## **align** (attribute)

[Back to Index of Elements](#)

This attribute indicates the position of the title within a table. Possible values are:

top:	Title placed at the top of the table.(Default value)
bottom:	Title placed at the bottom of the table.
left:	Title placed at the left of a table.
right:	Title placed at the right of table.
center:	Title centered. 

## **align (attribute)**

[Back to Index of Elements](#)

This attribute specifies the alignment of an image, object or Applet in relation to the surrounding context. Possible values are:

<code>absbottom:</code>	The bottom of the element is vertically aligned with the vertical middle of other content in the current line.
<code>absmiddle:</code>	The middle of the element is vertically aligned with the vertical middle of other content in the current line.
<code>baseline:</code>	The bottom of the element is vertically aligned with the bottom (or baseline) of other content in the current line.
<code>bottom:</code>	the same as baseline.
<code>left:</code>	aligns the element with the left margin.
<code>middle:</code>	The middle of the element is vertically aligned with the bottom (or baseline) of other content in the current line.
<code>right:</code>	aligns the element with the right margin.
<code>texttop:</code>	aligns the top of the element with the top of the tallest text in the current line.
<code>top:</code>	The top of the element is vertically aligned with the tallest item in the current line.



## **align** (attribute)

[Back to Index of Elements](#)

This attribute indicates the position of the legend in relation to the field set (<FIELDSET>). Possible values are:

top:	Legend placed above field groups. (Default value).
bottom:	Legend placed below the field set.
left:	Legend placed to the left of the field set.
right:	Legend placed to the right of the field set.

## **align** (attribute)

[Back to Index of Elements](#)

This attribute indicates the horizontal placement of the table. Possible values are:

<code>left:</code>	The table is left aligned.
<code>center:</code>	The table is centered.
<code>right:</code>	The table is right aligned.

**Note:** This element was deprecated in W3C HTML 4.0. If the `<!DOCTYPE ...>` declaration of an HTML document refers to W3C Strict DTD HTML 4.0 ("`!DOCTYPE HTML 4.0`"), the `align` attribute must not be used. Instead, use the `<DIV class="style name containing an appropriate alignment rule">` to align the table.

## **align** (attribute)

[Back to Index of Elements](#)

This attribute indicates the position of an horizontal line. Possible values are:

`left:`      Line left aligned.  
`center:`    Centered line.  
`right:`     Line right aligned.

**Note:**      This element was deprecated in W3C HTML 4.0. If the `<!DOCTYPE ...>` declaration of an HTML document refers to W3C Strict DTD HTML 4.0 ("`W3C//DTD HTML 4.0//EN`"), the `align` attribute must not be used. Instead, use a style to align an horizontal line.

## **align (attribute)**

[Back to Index of Elements](#)

This attribute indicates the horizontal alignment of the element's content. Possible values are:

<code>left:</code>	Text aligned to the left.
<code>center:</code>	Centered text.
<code>right:</code>	Text aligned to the right.
<code>justify:</code>	Justified text lines.

**Note:** This element was deprecated in W3C HTML 4.0. If the `<!DOCTYPE ...>` declaration of an HTML document refers to W3C Strict DTD HTML 4.0 ("`!-//W3C//DTD HTML 4.0//EN`"), the `align` attribute must not be used. Instead, use a style to align a horizontal line.

## **align** (attribute)

[Back to Index of Elements](#)

This attribute defines the horizontal alignment of data and text inside cells. Possible values are:

<code>left:</code>	Aligned to the left. (Default value for data cells)
<code>center:</code>	Centered. (Default value for header cells)
<code>right:</code>	Aligned to the right.
<code>justify:</code>	Aligned to the right and left.
<code>char:</code>	Alignment of an individual character.

## **alink** (attribute)

[Back to Index of Elements](#)

This attribute sets the color of a text hyperlink when selected by the user.

Note: This element was deprecated in W3C HTML 4.0. If the <!DOCTYPE ...> declaration of an HTML document refers to W3C Strict DTD HTML 4.0 ("-//W3C//DTD HTML 4.0//EN"), the `alink` attribute must not be used. Instead, use a style to specify the color.

## **alt** (attribute)

[Back to Index of Elements](#)

This attribute is used to indicate an alternate text for Web browsers that cannot display an element's content. Besides, some Web browsers display the text specified by the attribute in a small box when the mouse pointer is placed over the element's content.

## **archive** (attribute)

### [Back to Index of Elements](#)

This attribute is used to create a list of archive files ( [URL's](#), separated by commas) containing classes and resources before they are «preloaded».



**axis** <sup>WS</sup> (attribute)

[Back to Index of Elements](#)

This attribute affect the cell placement into conceptual categories.

## background (attribute)

[Back to Index of Elements](#)

This attribute value is an [URL](#) specifying an image to be displayed in the background of the element.

Example:

```
<BODY BACKGROUND="headband.gif">
```

Note: This attribute was deprecated obsolete in HTML 4.0 specification of W3C. If the <!DOCTYPE ...> declaration of an HTML document refers to W3C Strict DTD HTML 4.0 ("

**balance** 🗎 (attribute)

[Back to Index of Elements](#)

This attribute is used to indicate how the sound output has to be distributed between the left side and the right side. A zero (0) value shows an equal output in both sides. Negative values (-1 to -10 000) place stress on the left side and positive values (+1 to +10 000) place stress on the right side.

## behavior 🌀 (attribute)

[Back to Index of Elements](#)

This attribute is used to specify how text should scroll in the space indicated by the MARQUEE element. Possible values are:

alternate:	The scroll direction alternates from left to right.
scroll:	All text characters scroll until they disappear at the end of the scrolling area and then begin scroll again.
slide:	Text scrolls then it completely stops when it reaches the end of the scrolling area.

**below**  (attribute)

[Back to Index of Elements](#)

This attribute identifies the name of the «layer» immediately beneath the newly created layer in the stacking order. That is, the new layer is created just above the layer specified by the `layername` attribute. The use of this attribute cannot be combined with the ABOVE or Z-INDEX attributes.

**bghcolor** 🌐 (attribute)

[Back to Index of Elements](#)

This attribute sets the color of the background for the element.

## **bgcolor** (attribute)

[Back to Index of Elements](#)

This attribute sets the color of the background for the element.

Example:

```
<BODY BGCOLOR="green">
```

Note: This was deprecated in W3C HTML 4.0 version of W3C. If the <!DOCTYPE ...> declaration of an HTML document refers to W3C Strict DTD HTML 4.0 (""), the `bgcolor` attribute must not be used. Instead, use a style to specify the background color.

**bgscolor**  (attribute)

[Back to Index of Elements](#)

This attribute specifies the background color of the layer.



## border (attribute)

[Back to Index of Elements](#)

This attribute specifies the width of a border around the image or object. The value is expressed in pixels.

Example:

```
<IMG SRC="welcome.gif" BORDER=2 WIDTH=87 HEIGHT=21>
```

Note: This element was deprecated in W3C HTML 4.0. If the <!DOCTYPE ...> declaration of an HTML document refers to W3C Strict DTD HTML 4.0 ("//W3C//DTD HTML 4.0//EN"), the `border` attribute must not be used. Instead, the use of a style is recommended.

## **border** (attribute)

[Back to Index of Elements](#)

This attribute indicates the width of a border placed around a table or frame. The value is expressed in pixels

Example:

```
<TABLE BORDER=2>
```

**bordercolor**  (attribute)

[Back to Index of Elements](#)

This attribute specifies the color of a table's border. The value has to be the name of the color or its hexadecimal code.

**bordercolordark**  (attribute)

[Back to Index of Elements](#)

This attribute indicates the bottom color of the table's border, necessary for displaying 3-D. The other necessary color (border top) is defined by `bordercolorlight` attribute. The value has to be the name of the color or its hexadecimal code.

**bordercolorlight**  (attribute)

[Back to Index of Elements](#)

This attribute indicates the color of the top border in a table, necessary for displaying 3-D. The other necessary color (border bottom) is defined by `bordercolordark` attribute. The value has to be the name of the color or its hexadecimal code.

## **cellpadding** (attribute)

[Back to Index of Elements](#)

This attribute affects all the cells in a table. This attribute specifies the amount of space between the internal border of the cell and its contents. The attribute value can be expressed in pixels or percentages and affects all the cells in a table.

## **cellspacing** (attribute)

[Back to Index of Elements](#)

This attribute affects all the cells in a table. The attribute also specifies the amount of space between cells. The attribute value can be expressed in pixels or percentages and affects all the cells in a table.

**challenge**  (attribute)

[Back to Index of Elements](#)

This attribute specifies the challenge string to be packaged with the public key in the "PublicKeyAndChallenge".



**char** <sup>WS</sup> (attribute)

[Back to Index of Elements](#)

This attribute indicates a single character within a text fragment to act as an axis for alignment. The default values for this attribute is commas (,) or periods (.) which are used to align numbers.

Example:

```
<COL align="char" char=",">
```

**charoff** [WSL](#) (attribute)

[Back to Index of Elements](#)

This attribute indicates the offset (length expressed in pixels or as a percentage) to the first occurrence of the alignment character specified by the `char` attribute.

**charset** <sup>W3C</sup> (attribute)

[Back to Index of Elements](#)

This attribute specifies the character encoding of the document designated by the link or script.

Example:

```
<A href="http://www.domain.org/" charset="ISO-8859-1">
```

## **checked** (attribute)

[Back to Index of Elements](#)

This attribute can be applied to the <INPUT> element when the attribute has controls like "radio" or "checkbox" boxes. It indicates that the control is selected or checked.

Example:

```
<INPUT TYPE=radio NAME=language VALUE="English" CHECKED>
```

**cite** <sup>WS</sup> (attribute)

[Back to Index of Elements](#)

This attribute is used to specify a URL that designates a source document or message from which the quotation was borrowed.

Example:

```
<BLOCKQUOTE cite="http://proverb.citeglobe.com/cit8.htm#Pleasure">Nothing is more  
limited than pleasure and vice. Proust (Marcel)</BLOCKQUOTE>
```

**cite** <sup>WS</sup> (attribute)

[Back to Index of Elements](#)

This attribute is used to indicate an URL that indicates the source document or message, which explains why the document has changed.

Example:

~~<DEL cite="http://www.reason.com">modified text </DEL>~~

## **class** (attribute)

[Back to Index of Elements](#)

The `class` attribute assigns a class name or set of class names to an element (separated by white space characters) at the location where it is inserted. Any number of elements may be assigned the same class name or names in the same document. It is necessary to use the class names for applying the styles.

Example:

```
<P CLASS="subtitle">Subtitle text</p>
```

**classid** (attribute)

[Back to Index of Elements](#)

This attribute may be used to specify the location of an object's implementation via a [URL](#).



## **clear** (attribute)

### [Back to Index of Elements](#)

This attribute specifies where the next line should appear after using a line break (<BR> element). This attribute takes into account floating objects such as images and tables. Possible values are:

<code>none:</code>	The next line will begin normally . (Default value)
<code>left:</code>	The next line will begin at nearest line below any floating objects on the left margin.
<code>right:</code>	The next line will begin at nearest line below any floating objects on the right margin.
<code>all:</code>	The next line will begin at nearest line below any floating objects on either margin.

**Note:** This element was deprecated in W3C HTML 4.0. If the <!DOCTYPE ...> declaration of a HTML document refers to W3C Strict DTD HTML 4.0 ("//W3C//DTD HTML 4.0//EN"), the `clear` attribute must not be used. Instead, the use of a style is recommended.

**clip**  (attribute)

[Back to Index of Elements](#)

This attribute indicates the viewable area of the layer, which can be different from the complete size of the object. The attribute's value is expressed in pixels (a comma-separated set of four numbers).

**code** (attribute)

[Back to Index of Elements](#)

This attribute must indicate the name or [URL](#) of the . class file containing the Applet's compiled code.

**code** WS (attribute)

[Back to Index of Elements](#)

This attribute must indicate the name or the [URL](#) of the file containing the necessary code for the execution of an embedded module.

## **codebase** (attribute)

[Back to Index of Elements](#)

This attribute specifies the [URL](#) base path used to resolve relative [URL's](#) specified by the `classid`, `data` and `archive` attributes.

**codebase** <sup>W3C</sup> (attribute)

[Back to Index of Elements](#)

This attribute specifies the [URL](#) base path used to resolve relative [URL's](#) specified by the `code` attribute.

## **codetype** (attribute)

[Back to Index of Elements](#)

This attribute specifies the data expected when downloading the object specified by the `classid` attribute. This attribute is optional but recommended when the `classid` attribute is defined. This prevents the Web browser from loading the resources or resource portions that it does not support.

## **color** (attribute)

[Back to Index of Elements](#)

This attribute indicates the color to be applied to selected text. It can also be used to define the color of an horizontal line (<HR> element).

**Note:** This element was deprecated in W3C HTML 4.0. If the <!DOCTYPE ...> declaration of an HTML document refers to W3C Strict DTD HTML 4.0 ("//W3C//DTD HTML 4.0//EN"), the `clear` attribute must not be used. Instead, the use of a style is recommended.



## cols (attribute)

### [Back to Index of Elements](#)

This attribute specifies the vertical layout of each frame in a page with several frames. Values can be separated by commas, and are expressed in pixels, as a percentage or as a relative value.

Example:

```
<FRAMESET COLS="40%,*">  
  <FRAME NAME="frame1" SRC="c1.html">  
  <FRAME NAME="frame2" SRC="c2.html">  
<NOFRAMES>
```

**cols** (attribute)

[Back to Index of Elements](#)

This attribute indicates the number of columns in the table.

**cols** (attribute)

[Back to Index of Elements](#)

This attribute indicates the visible width of the text area of a form. This value is expressed in number of characters.

**cols** <sup>WS:</sup> (attribute)

[Back to Index of Elements](#)

This attribute defines the number of columns for displaying the selected text. The value is expressed by a number.

**cols** <sup>WS</sup> (attribute)

[Back to Index of Elements](#)

This attribute specifies the maximum number of characters that can be placed on the same line when using the <PRE> element.

.

## **colspan** (attribute)

[Back to Index of Elements](#)

This attribute indicates the number of columns the cell spans (merging several cells).

## **compact** (attribute)

[Back to Index of Elements](#)

This attribute indicates that the list is displayed in a compressed (vertical) manner. This attribute does not take a value. The effect achieved depends on the Web browser.

Note: This element was deprecated in W3C HTML 4.0. If the `<!DOCTYPE ...>` declaration of an HTML document refers to W3C Strict DTD HTML 4.0 ("`-//W3C//DTD HTML 4.0//EN`"), the `compact` attribute must not be used. Instead, the use of a style is recommended.

**content** (attribute)

[Back to Index of Elements](#)

This attribute is used to specify the value of a property.

Example:

```
<META NAME="Author" CONTENT="author's name">
```



**coords** (attribute)

[Back to Index of Elements](#)

This attributes specifies all necessary values for describing the geometrical shape and the position of a hotspot in an image map.

## **data** (attribute)

[Back to Index of Elements](#)

This attribute indicates the location for the object's data. The value can be a file name or an [URL](#). If it is a relative [URL](#) it should be interpreted according to the `codebase` attribute.

**datafld** W3C (attribute)

[Back to Index of Elements](#)

This attribute indicates which field of a data source specified by the `datasr` attribute must be linked to the target element.

**dataformatas** <sup>W3C</sup> (attribute)

[Back to Index of Elements](#)

This attribute specifies the type of format of the data linked to the target element.

Possible values are:

HTML | TEXT

**datapagesize** <sup>WSC</sup> (attribute)

[Back to Index of Elements](#)

This attribute determines or searches for the number of registrations displayed in a table linked to the data source.

**datasrc** WS (attribute)

[Back to Index of Elements](#)

This attribute specifies the data source to be linked to the target element.

**datetime** <sup>W3C</sup> (attribute)

[Back to Index of Elements](#)

This attribute specifies the date and time when a change was made (date, hour, time zone code).

**declare**  (attribute)

[Back to Index of Elements](#)

This attribute indicates that the definition of the <OBJECT> element or the location where it appears is only a simple declaration. The object must be instantiated by a subsequent <OBJECT> definition referring to this declaration.



## **defer** (attribute)

[Back to Index of Elements](#)

This attribute instructs the Web browser that the script is not going to generate any document content (e.g., no "document.write" in Javascript).

**dir** <sup>W3C</sup> (attribute)

[Back to Index of Elements](#)

This attribute indicates the default direction of the selected text in the element where it is displayed. Possible values are:

LTR:	Left To Right
RTL:	Right To Left

**direction** <sup>W3</sup> (attribute)

[Back to Index of Elements](#)

This attribute defines the scrolling direction of text. Possible values are:

down:	Downwards
left:	Towards the left
right:	Towards the right
up:	Upwards

## **disabled** (attribute)

[Back to Index of Elements](#)

This attribute disables the element where it is used. In case of a form, the control is disabled.

## **enctype** (attribute)

[Back to Index of Elements](#)

This attribute specifies the MIME type used to submit the form to the server, when the value of the `method` attribute value is "post".

**event** <sup>W3C</sup> (attribute)

[Back to Index of Elements](#)

This attribute indicates the event for which the script was written.

## **face** (attribute)

[Back to Index of Elements](#)

This attribute defines a list of font faces that may be used to display selected text. Fonts are separated by commas and placed by order of preference.

Note: This element was deprecated in W3C HTML 4.0. If the `<!DOCTYPE ...>` declaration of an HTML document refers to W3C Strict DTD HTML 4.0 ("`W3C//DTD HTML 4.0//EN`"), the `face` attribute must not be used. Instead, the use of a style is recommended.

## for (attribute)

[Back to Index of Elements](#)

This attribute associates the <LABEL> element being defined with another control. When present, the value of this attribute must be the same as the value of the `id` attribute of some other control in the same document.

Example:

```
<LABEL for="name">Name: </LABEL>  
<INPUT type="text" id="name">
```



## **frame** (attribute)

[Back to Index of Elements](#)

This attribute indicates which sides surrounding the table will be visible. Possible values are:

void:	No sides. (Default value)
above:	The top side only
below:	The bottom side only
hsides:	Horizontal sides
vsides:	Vertical sides
lhs:	Left side only
rhs:	Right side only
box:	All four sides.
border:	All four sides

## **frameborder** (attribute)

[Back to Index of Elements](#)

This attribute indicates if a frame's border has to be displayed between said frame and those adjacent to it. Possible values are:

0:	No border
1:	One border
no:	No border
yes:	One border

**frameborder** <sup>W3C</sup> (attribute)

[Back to Index of Elements](#)

This attribute indicates if a border should be displayed around the embedded module. The value is:

no:      No border

**gutter** [v3.0](#) (attribute)

[Back to Index of Elements](#)

This attribute defines the distance between columns. The value is expressed in pixels.

**headers** <sup>WSL</sup> (attribute)

[Back to Index of Elements](#)

This attribute specifies the list of header cells that provide header information for the current data cell. This information can be particularly useful for speech synthesizers applications. The value of this attribute is a space-separated list of cell names (whose cells must be named by setting their `id` value).

## **height** (attribute)

[Back to Index of Elements](#)

This attribute indicates the vertical size of a frame. The value can be expressed in pixels or as a percentage.

## **height** (attribute)

[Back to Index of Elements](#)

This attribute indicates the height of an image or object. The value can be expressed in pixels or as a percentage.

In the case of the <SPACER> element, this attribute is only applied when it refers to a space block and not an inline space. The value is expressed in pixels only.

## **height** (attribute)

[Back to Index of Elements](#)

This attribute indicates an Applet's initial height, excluding any windows or dialogs subsequently displayed by the Applet. The value can be expressed in pixels or as a percentage.



## **height** (attribute)

[Back to Index of Elements](#)

This attribute suggests the height of a cell to the Web browser. The value can be expressed in pixels or as a percentage.

Note: This element was deprecated in W3C HTML 4.0. If the `<!DOCTYPE ...>` declaration of an HTML document refers to W3C Strict DTD HTML 4.0 ("`-//W3C//DTD HTML 4.0//EN`"), the `height` attribute must not be used. Instead, the use of a style is recommended.

**height** <sup>WS</sup> (attribute)

[Back to Index of Elements](#)

This attribute indicates the layer's vertical size and serves as for referencing *children layers*. The value can be expressed in pixels or as a percentage.

## **hidden** (attribute)

[Back to Index of Elements](#)

This attribute indicates whether the embedded module should be visible on the page. The value can be:

true:	hidden
false:	visible

## **href** (attribute)

[Back to Index of Elements](#)

This attribute specifies the destination [URL](#) for the hyperlink.

## **href** (attribute)

[Back to Index of Elements](#)

This attribute specifies an absolute [URL](#). This value is a base reference for all the relative [URL's](#) found in the document.

**hreflang** <sup>W3C</sup> (attribute)


[Back to Index of Elements](#)

This attribute specifies the base language of the resource designated by the `href` attribute of the same element.

## **hspace** (attribute)

[Back to Index of Elements](#)

This attribute specifies the amount of white (empty) space to be inserted to the right and left of the content' element wherever it appears. Values have to be expressed in pixels.

**hspace**  (attribute)

[Back to Index of Elements](#)

This attribute specifies the amount of white (empty) space to be inserted to the right left of content indicated in the <OBJECT>element. Values have to be expressed in pixels.



## http-equiv (attribute)

[Back to Index of Elements](#)

This attribute can be used with the <META> element. The [HTTP servers](#) use this information to execute their operations.

Example:

```
<META HTTP-EQUIV="Refresh" CONTENT="5" URL="http://www.other\_site.com">
```

## **id (attribute)**

[\*\*Back to Index of Elements\*\*](#)

This attribute assigns a name to an element. This must be a unique name in the document. It can be used as destination for a hyperlink, as script reference, to identify a declaration of an <OBJECT> element or for a style sheet to apply a style to a particular element.

**ismap** (attribute)

[Back to Index of Elements](#)

This attribute indicates that the image is a server side image map.

**label** [WS](#) (attribute)

[Back to Index of Elements](#)

This attribute specifies a label where the contents will be shorter than the value (`value` attribute) of the `<OPTION>` element.

## **lang** (attribute)

[Back to Index of Elements](#)

This attribute specifies the base language of text contained in an element. This information is useful for search engines, speech synthesizers, Web browsers so they use the right quotation marks, etc.

Example:

```
<P LANG=en>
```

## **language** (attribute)

[Back to Index of Elements](#)

This attribute specifies the scripting language of the contents of this element

It is applied to the SCRIPT element, as well as several other elements when using Internet Explorer.

Note: This element was deprecated in W3C HTML 4.0. If the <!DOCTYPE ...> declaration of an HTML document refers to W3C Strict DTD HTML 4.0 ("//W3C//DTD HTML 4.0//EN"), the `language` attribute must not be used. Instead, the use of the `type` attribute is recommendable.

**left** <sup>W3</sup> (attribute)

[Back to Index of Elements](#)

This attribute specifies the horizontal and vertical positions of positioned layers or the relative horizontal and vertical positions for inline layers. The value is expressed in pixels.

## **link** (attribute)

[Back to Index of Elements](#)

This attribute defines the color of text to be used for displaying the text hyperlinks in a document.

Note: This element was deprecated in W3C HTML 4.0. If the `<!DOCTYPE ...>` declaration of an HTML document refers to W3C Strict DTD HTML 4.0( `"-//W3C//DTD HTML 4.0//EN"`), the `link` attribute must not be used. Instead, use a style to specify color.



**longdesc** <sup>W3C</sup> (attribute)

[Back to Index of Elements](#)

This attribute specifies a [URL](#) link to a long description of an element. This description should supplement the short description the short description provided using the `alt` attribute. This one can be particularly useful for non visual agents.

**loop** <sup>WSL</sup> (attribute)

[Back to Index of Elements](#)

This attribute indicates the number of times that the file specified by the element is to be executed.

The value is a number (1,2, 3,...), or *infinite* for a non stop execution.

## **marginheight** (attribute)

[Back to Index of Elements](#)

This attribute specifies the amount of space that is left between the frame's contents and its top and bottom margins. The value of the attribute is 0 pixels or higher.

## **marginwidth** (attribute)

[Back to Index of Elements](#)

This attribute specifies the amount of space that is left between the frame's contents and its right and left margins. The value of the attribute is 0 pixels or higher.

## **maxlength** (attribute)

[Back to Index of Elements](#)

This attribute specifies the maximum number of characters that can be accepted by a field (applicable to form controls such as "text" or "password").

**mayscript** <sup>WS</sup> (attribute)

[Back to Index of Elements](#)

This attribute permits the Applet to access JavaScript. When the attribute is not specified and the Applet tries to access a JavaScript script, an error message is displayed by the browser.

## **media** (attribute)

[Back to Index of Elements](#)

This attribute specifies the media for which the style is intended. Possible values are:

screen:	Not paginated information screen (Default value)
tty:	Teletype screen (terminal)
tv:	Television
print:	printing on opaque material or for a print preview.
projection:	Projectors
handheld:	Small screens, monochrome, etc.
braille:	Braille transcribers.
aural:	Speech synthesizers
all:	Applicable to all interfaces

## **method** (attribute)

[Back to Index of Elements](#)

This attribute indicates which [HTTP](#) method has to be used to submit the data in a form. Possible values are:

<code>get:</code>	To obtain information from the server. The QUERY_STRING variable is used.
<code>post:</code>	To modify or add information on the server. Complete messages sent to server.



**methods** <sup>WS</sup> (attribute)

[Back to Index of Elements](#)

This attribute supplies information about the functions that the user can carry out on an object. The attribute values are indicated by an [HTTP](#) list of methods, separated by commas.

**multiple** (attribute)

[Back to Index of Elements](#)

When used, this attribute allows multiple selection in a list of options in a form.

**name** (attribute)

[Back to Index of Elements](#)

This attribute assigns a name to a control in a form. This name could be used in scripts.

**name** (attribute)

[Back to Index of Elements](#)

This attribute assigns a name to an Applet, thereby allowing applets in the same document to recognize each other and interact.

**name** (attribute)

[Back to Index of Elements](#)

This attribute assigns a name to a frame. This name can be used subsequently to indicate targets for hyperlinks.

**name** <sup>WS</sup> (attribute)

[Back to Index of Elements](#)

This attribute specifies the *name/value pair* name.

**name** (attribute)

[Back to Index of Elements](#)

This attribute indicates that the element is used to define an anchor. This anchor could be reached through a hyperlink. The attribute's value must be a unique name in the document.

**name** (attribute)

[Back to Index of Elements](#)

This attribute assigns a name to a image map, defined by the <MAP> element.



name (**attribute**)

[Back to Index of Elements](#)

This attribute defines the name of a parameter. This name has to be recognized by the inserted (<OBJECT> or <APPLET>) object. Whether the property name is case-sensitive depends on the object implementation.

**name** (attribute)

[Back to Index of Elements](#)

This attribute identifies a name of a property that could be affected by the <META> element found in the document header.

**name** (attribute)

[Back to Index of Elements](#)

This attribute indicates the name of a plug-in object. This name can be used by JavaScript.

**nohref** (attribute)

[Back to Index of Elements](#)

When used, this attribute indicates that the region has no hyperlink associated with it. It is therefore disabled.

**noresize** (attribute)

[Back to Index of Elements](#)

When used, this attribute indicates that the user cannot resize frames.

## **noshade** (attribute)

[Back to Index of Elements](#)

When used, this attribute renders the horizontal line in a solid color rather than as the traditional two-color "groove".

Note: This element was deprecated in W3C HTML 4.0. If <!DOCTYPE ...>declaration of an HTML document refers to W3C Strict DTD HTML 4.0 ("//W3C//DTD HTML 4.0//EN"), the `noshade` attribute must not be used. Instead, the use of a style is recommended.

## **nowrap** (attribute)

[Back to Index of Elements](#)

When present, this attribute disables automatic text wrapping for the current cell, thus forcing the cell to span to display text on the same line.

Note: This element was deprecated in W3C HTML 4.0. If the `<!DOCTYPE ...>` declaration of an HTML document refers to W3C Strict DTD HTML 4.0 ("`!DOCTYPE HTML 4.0`"), the `nowrap` attribute must not be used. Instead, the use of a style is recommended..

**object** (attribute)

[Back to Index of Elements](#)

This attribute names a resource containing a serialized representation of an applet's state.



## **onabort** (attribute)

[Back to Index of Elements](#)

The `onabort` event is activated when the user cancels the loading of an image. The event accepts a script as value.

## **onafterprint** (attribute)

[Back to Index of Elements](#)

The `onafterprint` event reacts immediately on the source object after printing the associated documents. The event accepts a script as value.

**onafterupdate**  (attribute)

[Back to Index of Elements](#)

The `onafterupdate` event reacts immediately when an object that contains data had updated them on the source object. The event accepts a script as value.

## **onbeforecopy** (attribute)

[Back to Index of Elements](#)

The `onbeforecopy` event reacts on a source object before a selection is copied to the clipboard. The event accepts a script as value.

**onbeforecut** <sup>W3C</sup> (attribute)

[Back to Index of Elements](#)

The `onbeforecut` event reacts on the source object before the selection is removed from the document. The event accepts a script as value.

**onbeforeeditfocus**  (attribute)

[Back to Index of Elements](#)

The `onbeforeeditfocus` element is activated when a control makes changes at the user interface level. (UI, User Interface). The event accepts a script as value.

**onbeforepaste** <sup>W3C</sup> (attribute)

[Back to Index of Elements](#)

The `onbeforepaste` event reacts on the target object when the selection is pasted from clipboard to the document. The event accepts a script as value.

## **onbeforeprint** (attribute)

[Back to Index of Elements](#)

The `onbeforeprint` event reacts on the object before the associated documents are printed. The event accepts a script as value.



## **onbeforeunload** (attribute)

[Back to Index of Elements](#)

The `onbeforeunload` event occurs before a page is removed from the frame. The event accepts a script as value.

**onbeforeupdate** <sup>W3C</sup> (attribute)

[Back to Index of Elements](#)

The `onbeforeupdate` event occurs when an object containing data has carried out the data updating on the source object. The event accepts a script as value.

## **onblur** (attribute)

[Back to Index of Elements](#)

The `onblur` event occurs when an element loses "[focus](#)". either by the pointing device or by tabbing navigation. The event accepts a script as value.

## **onbounce** (attribute)

[Back to Index of Elements](#)

The `onbounce` event occurs when the value of the `behavior` attribute of the `<MARQUEE>` element is `"alternate"` and the element's content (text) reaches one of the edges of the scrolling area. The event accepts a script as value.

## **oncellchange** (attribute)

[Back to Index of Elements](#)

The `oncellchange` event occurs when data is modified. The event accepts a script as value.

## **onchange** (attribute)

[Back to Index of Elements](#)

The `onchange` event occurs when the element loses the input "[focus](#)" of the mouse or tabbing (keyboard) and its values had been modified after its last activation or since gaining such "[focus](#)". The event accepts a script as value.

## **onclick** (attribute)

[Back to Index of Elements](#)

The `onclick` event occurs when the pointing device button is clicked over an element and then released. The event accepts a script as value.

## **oncontextmenu** (attribute)

[Back to Index of Elements](#)

The `oncontextmenu` event occurs when the user presses the mouse right button over the element activating in this way a context menu. The event accepts a script as value.



## **oncopy** (attribute)

[Back to Index of Elements](#)

The `oncopy` event occurs when the user copies an object or selection in the clipboard. The event accepts a script as value.

**oncut** <sup>W3C</sup> (attribute)

[Back to Index of Elements](#)

The `oncut` event occurs when the object or selection is removed from document and added to the when the pointing device button is clicked over an element of the clipboard running system. The event accepts a script as value.

## **ondataavailable** (attribute)

[Back to Index of Elements](#)

The `ondataavailable` attribute occurs each time that data transmitted by a source object arrives to the system. The event accepts a script as value.

## **ondatasetchange** (attribute)

[Back to Index of Elements](#)

The `ondatasetchange` event occurs when data exposed to a source object is modified. The event accepts a script as value.

## **ondatasetcomplete** (attribute)


[Back to Index of Elements](#)

The `ondatasetcomplete` event occurs to indicate that all data of the source object is available. The event accepts a script as value.

**ondblclick** [W3C](#) (attribute)

[Back to Index of Elements](#)

The `ondblclick` event occurs when the pointing device button is double clicked over an element and then released. The event accepts a script as value.

**ondrag**  (attribute)

[Back to Index of Elements](#)

The `ondrag` event occurs when the pointing device button does a "drag and drop" operation over an element. The event accepts a script as value.

**ondragend** <sup>W3C</sup> (attribute)

[Back to Index of Elements](#)

The `ondragend` event occurs after a "drag and drop" operation is completed (carried out on the element with the pointing device). The event accepts a script as value.



**ondragenter** <sup>W3C</sup> (attribute)

[Back to Index of Elements](#)

The `ondragenter` event occurs when the user drags an element over a valid target ("drag and drop" operation with the pointing device button). The event accepts a script as value.

**ondragleave** <sup>W3C</sup> (attribute)

[Back to Index of Elements](#)

The `ondragleave` event occurs when the user drags the element outside a valid target ( "drag and drop" operation done with the pointing device button). The event accepts a script as value.

**ondragover** <sup>W3C</sup> (attribute)

[Back to Index of Elements](#)

The `ondragover` event occurs when the user drags the element and moves over a valid target ("drag and drop" done with the pointing device button). The event accepts a script as value.

**ondragstart** [W3C](#) (attribute)

[Back to Index of Elements](#)

The `ondragstart` occurs when the user starts a "drag and drop" operation ("drag and drop" operation with the pointing device button). The event accepts a script as value.

**ondrop** [W3C](#) (attribute)

[Back to Index of Elements](#)

The `ondrop` event occurs on the target object when the user releases the pointing device button after a "drag and drop" operation. The event accepts a script as value.

## **onerror** (attribute)

[Back to Index of Elements](#)

The `onerror` event is activated when an error occurs during the object loading. The event accepts a script as value.

## **onerrorupdate** (attribute)

[Back to Index of Elements](#)

The `onerrorupdate` event is activated when an error occurs during the updating of the associated data in the source object . The event accepts a script as value.

**onfilterchange** <sup>W3C</sup> (attribute)

[Back to Index of Elements](#)

The `onfilterchange` event occurs when a visual filter changes status or completes a transition. The event accepts a script as value.



**onfinish**  (attribute)

[Back to Index of Elements](#)

The `onfinish` event occurs upon completion of the MARQUEE element animation. The event accepts a script as value.

**onfocus**  (attribute)

[Back to Index of Elements](#)

The `onfocus` event occurs when an element gets "[focus](#)» either by the pointing device or by tabbing navigation (keyboard). The event accepts a script as value.

**onhelp** <sup>W3C</sup> (attribute)

[Back to Index of Elements](#)

The `onhelp` event occurs when the user presses the F1 key on the keyboard and the Web Browser window is active. The event accepts a script as value.

**onkeydown**  (attribute)

[Back to Index of Elements](#)

The `onkeydown` event occurs when a key is pressed over an element. The event accepts a script as value.

**onkeypress**  (attribute)

[Back to Index of Elements](#)

The `onkeypress` event occurs when a key is pressed and released over an element. The event accepts a script as value.

**onkeyup** <sup>W3C</sup> (attribute)

[Back to Index of Elements](#)

The `onkeyup` event occurs when a key is released over an element. The event accepts a script as value.

**onload** <sup>W3C</sup> (attribute)

[Back to Index of Elements](#)

The `onload` event occurs when the Web browser finishes loading a frame or a document. The event accepts a script as value.

**onlosecapture** <sup>W3C</sup> (attribute)

[Back to Index of Elements](#)

The `onlosecapture` event occurs when an element loses "[focus](#)" by the pointing device or by tabbing navigation "[focus](#)". The event accepts a script as value.



**onmousedown**  (attribute)

[Back to Index of Elements](#)

The `onmousedown` event occurs when the pointing device button is pressed over an element.. The event accepts a script as value.

**onmousemove** <sup>W3C</sup> (attribute)

[Back to Index of Elements](#)

The `onmousemove` event occurs when the pointing device is moved over an element. The event accepts a script as value.

**onmouseout**  (attribute)

[Back to Index of Elements](#)

The `onmouseout` event occurs when the pointing device is moved away from an element. The event accepts a script as value.

**onmouseover** <sup>W3C</sup> (attribute)

[Back to Index of Elements](#)

The `onmouseover` event occurs when the pointing device is moved over an element. The event accepts a script as value.

## **onmouseup** (attribute)

[Back to Index of Elements](#)

The `onmouseup` event occurs when the pointing device button is released over an element. The event accepts a script as value.

**onpaste** <sup>W3C</sup> (attribute)

[Back to Index of Elements](#)

The `onpaste` event occurs when the user pastes the contents of the clipboard on a document. The event accepts a script as value.

**onpropertychange** W3C (attribute)

[Back to Index of Elements](#)

The `onpropertychange` event occurs when the property element changes. The event accepts a script as value.

**onreadystatechange** [W3C](#) (attribute)

[Back to Index of Elements](#)

The `onreadystatechange` event occurs when the status of an element changes. The event accepts a script as value.



## **onreset** (attribute)

[Back to Index of Elements](#)

The `onreset` event occurs when a form is reset. The event accepts a script as value.

**onresize** [W3C](#) (attribute)

[Back to Index of Elements](#)

The `onresize` event occurs when the object dimensions are about to change. The event accepts a script as value.

**onrowenter** <sup>W3C</sup> (attribute)

[Back to Index of Elements](#)

The `onrowenter` event occurs when the current row is changed from the data source and new data is available. The event accepts a script as value.

**onrowexit** <sup>W3C</sup> (attribute)

[Back to Index of Elements](#)

The `onrowexit` event occurs just before the data source control modifies the current row of the object current row. The event accepts a script as value.

## **onrowsdelete** (attribute)

[Back to Index of Elements](#)

The `onrowsdelete` event occurs just before deleting the rows in the registry set. The event accepts a script as value.

## **onrowsinserted** (attribute)

[Back to Index of Elements](#)

The `onrowsinserted` event occurs after the insertion of new rows in the registry set. The event accepts a script as value.

**onscroll**  (attribute)

[Back to Index of Elements](#)

The `onscroll` event occurs when the user drags the scrolling bar cursor of the object. The event accepts a script as value.

## **onselect** (attribute)

[Back to Index of Elements](#)

The `onselect` event occurs the user selects text in the text field of a form. The event accepts a script as value.



**onselectstart** [WSX](#) (attribute)

[Back to Index of Elements](#)

The `onselectstart` event occurs when an object is selected. The event accepts a script as value.

## **onstart** (attribute)

[Back to Index of Elements](#)

The `onstart` event occurs every time the MARQUEE animation is run. The event accepts a script as value.

## **onstop** (attribute)

[Back to Index of Elements](#)

The `onstop` event occurs when the user clicks on the "Stop" button of the Web browser. The event accepts a script as value.

## **onsubmit** (attribute)

[Back to Index of Elements](#)

The `onsubmit` event occurs when the form is submitted. The event accepts a script as value.

## **onunload** (attribute)

[Back to Index of Elements](#)

The `onunload` event occurs when the Web browser removes a document from the window or frame. The event accepts a script as value.

**pagex** <sup>WS</sup> (attribute)

[Back to Index of Elements](#)

This attribute specifies the horizontal position of the layer with relation to the window document.

**pagey** <sup>WS</sup> (attribute)

[Back to Index of Elements](#)

This attribute specifies the vertical position of the layer with relation to the window document.

**palette** <sup>WSL</sup> (attribute)

[Back to Index of Elements](#)

This attribute indicates the palette to be used by the embedded module. Please note that this applies only to the Windows platform. Possible values are:

`foreground|background`



**pluginspage** <sup>W3C</sup> (attribute)

[Back to Index of Elements](#)

This attribute indicates the [URL](#) that contains the necessary instructions for installing the embedded (plug-in) module.

**pluginurl** <sup>WS</sup> (attribute)

[Back to Index of Elements](#)

This attribute is used to specify the [URL](#) that accesses a set of files that automatically installs on the user's computer the application required for the plug-in.

**profile** <sup>WS</sup> (attribute)

[Back to Index of Elements](#)

This attribute indicates the location of one or more meta data profiles.

## **prompt** (attribute)

[Back to Index of Elements](#)

This attribute defines the label (prompt) for the <ISINDEX>element. The text on the label is displayed before the input box.

Note: This element was deprecated in W3C HTML 4.0. If the <!DOCTYPE ...> declaration of an HTML document refers to W3C Strict DTD HTML 4.0 («-//W3C//DTD HTML 4.0//EN»), the `prompt` attribute must not be used. Instead, the use of current text and the <INPUT> element is recommended.

## **readonly** (attribute)

[Back to Index of Elements](#)

Once it is used, the `readonly` attribute prevents modifying the control value.

## rel (attribute)

### [Back to Index of Elements](#)

This attribute describes the relation between the current document and the anchor defined by the `href` attribute. The `rel` attribute value is a *link type* list separated by spaces.

Possible values are:

Alternate	Reference to another version of the same document.
Bookmark	Bookmark reference.
Contents	Reference to a table of contents document.
Copyright	Reference to a "Copyright" notice of the current document
Glossary	Reference to a terminology glossary for the current document.
Help	Reference to a help document.
Index	Reference to an index document.
Next	Reference to the following document when the current document is the initial document of a set of documents. It usually uses the <code>rel</code> attribute.
Previous	Reference to the following document when the current document is the initial document of a set of documents. It usually uses the <code>rev</code> attribute
Start	Reference to the first document in a set of document.
Stylesheet	Reference to an external style sheet.

Example:

A link to a style sheet: `<link REL="StyleSheet" TYPE="text/css" HREF="general.css">`

**rev** <sup>WS</sup> (attribute)

[Back to Index of Elements](#)

This attribute describes a reverse link.. The `rev` attribute value is a *link type* list separated by spaces.

Possible values are:

Alternate	Reference to another version of the same document.
Bookmark	Bookmark reference.
Contents	Reference to a table of contents document.
Copyright	Reference to a "Copyright" notice of the current document
Glossary	Reference to a terminology glossary for the current document.
Help	Reference to a help document.
Index	Reference to an index document.
Next	Reference to the following document when the current document is the initial document of a set of documents. It usually uses the <code>rel</code> attribute.
Previous	Reference to the following document when the current document is the initial document of a set of documents. It usually uses the <code>rev</code> attribute
Start	Reference to the first document in a set of document.
Stylesheet	Reference to an external style sheet.

## rows (attribute)

### [Back to Index of Elements](#)

This attribute defines the horizontal clipping of every frame in a page with frames. Values are separated by commas and can be expressed in pixels, as a percentage or as a relative value.

Example:

```
<FRAMESET ROWS="40%,*">
  <FRAME NAME="frame1" SRC="c1.html">
  <FRAME NAME="frame2" SRC="c2.html">
</NOFRAMES>
```



## **rows** (attribute)

[Back to Index of Elements](#)

This attribute specifies the number of lines in the text box of a form. However, the scroll bar allows entering more lines.

## **rowspan** (attribute)

[Back to Index of Elements](#)

This attribute specifies the number of rows spanned by the current cell (merging several cells).

## **rules** (attribute)

[Back to Index of Elements](#)

This attribute specifies which internal borders will be displayed between table cells. Possible values are:

<code>none:</code>	No borders.(Default value)
<code>groups:</code>	Borders appear between line groups (THEAD, TFOOT, and TBODY) and column groups (COLGROUP and COL)
<code>rows:</code>	Horizontal borders appear between pairs of lines
<code>cols:</code>	Vertical borders appear between pairs of lines
<code>all:</code>	Borders appear between all cells.

**scheme** <sup>WS</sup> (attribute)

[Back to Index of Elements](#)

This attribute specifies a scheme used to interpret the property's value (contents format). For instance, you can specify a data format (DAY-MONTH-YEAR) in order to avoid ambiguity in the interpretation of the date by the Web browser.

## **scope** WS (attribute)

### [Back to Index of Elements](#)

This attribute specifies the set of data cells for which the current header cell provides header information. Possible values are:

row:	The current cell provides header information for the rest of the row.
col:	The current cell provides header information for the rest of the column.
rowgroup:	The current cell provides header information for the rest of the row group
colgroup:	The current cell provides header information for the rest of the column group

**scrollamount** <sup>W3C</sup> (attribute)

[Back to Index of Elements](#)

This attribute is used to indicate, in number of pixels, the displacement value of text in each scroll movement. The value is expressed in pixels.

**scrollDelay** <sup>W3C</sup> (attribute)

[Back to Index of Elements](#)

This attribute is used to indicate the scrolling speed in thousandths of seconds.

## **scrolling** (attribute)

[Back to Index of Elements](#)

This attribute specifies whether scrollbars are displayed in a frame. Possible values are:

auto:	If necessary
yes:	Yes, always
no:	No, never



**selected** (attribute)

[Back to Index of Elements](#)

When present, this attribute indicates that the option has been preselected.

## **shape** (attribute)

[Back to Index of Elements](#)

This attribute specifies the shape of a hotspot. Possible values are:

default:	All the space remaining of the image (not defined by other spots)
rect:	A rectangular spot
circle:	A circular spot
poly:	A polygonal spot

## **size (attribute)**

### [Back to Index of Elements](#)

This attribute indicates the width of a horizontal line. The value is expressed in pixels

Note: This element was deprecated in W3C HTML 4.0. If the <!DOCTYPE ...> declaration of an HTML document refers to W3C Strict DTD HTML 4.0 («-//W3C//DTD HTML 4.0//EN", ) the `size` attribute of the <HR> element must not be used. Instead, the use of a style is recommended.

## **size (attribute)**

[Back to Index of Elements](#)

This attribute indicates the initial width of a form's control for which it is defined. The value is expressed in pixels except when the `type` attribute value is "text" or "password". In this case, the value is expressed in number of characters.

## size (attribute)

### [Back to Index of Elements](#)

This attribute defines the size of fonts. Its value is a number from 1 to 7, 1 being the smallest and 7 the largest. The value can also be expressed indicating a relative variation of the size, using *+n* or *-n* where "*n*" is a number: +2 for 2 sizes larger, -1 for 1 size smaller, etc.

Note: This element was deprecated in W3C HTML 4.0. If the `<!DOCTYPE ...>` declaration of an HTML document refers to W3C Strict DTD HTML 4.0 (`<«-//W3C//DTD HTML 4.0//EN»`), the `size` attribute must not be used. Instead, the use of a style is recommended.

## **size** (attribute)

[Back to Index of Elements](#)

This attribute indicates the number of lines to be displayed in a list, however, more lines can be inserted and viewed by using the scroll bar to shift down.

**size** <sup>WS</sup> (attribute)

[Back to Index of Elements](#)

This attribute is only used when the `type` attribute value is set to `horizontal` or `vertical`. If this is the case, then the `size` attribute value must indicate the width or height of the inline space to be inserted. The value has to be expressed in pixels.

## **span** (attribute)

### **[Back to Index of Elements](#)**

This attribute indicates the number of columns influenced by the element. If the value is > zero (0), it specifies the number of columns «spanned».; if the value is equal to zero (0), the attribute is applied to the remaining columns in the table. If the attribute is not indicated, each <COL> element represents a column.



## **span** (attribute)

[Back to Index of Elements](#)

This attribute defines the number of columns belonging to a group. Web browsers ignore this attribute if one or several <COL> elements are part of the group.

## **src** (attribute)

[Back to Index of Elements](#)

This attribute indicates the location of an external script. The value is defined by an [URL](#).

## **src (attribute)**

[Back to Index of Elements](#)

This attribute indicates the location of necessary data for loading an embedded object (plug-in). The value is defined by an [URL](#).

## **src (attribute)**

[Back to Index of Elements](#)

Whenever the `type` attribute has the "image" value, the `src` attribute specifies the location of an image. The value is defined by an [URL](#).

## **src (attribute)**

[Back to Index of Elements](#)

This attribute indicates the location of the initial contents to be displayed in the frame. The value is defined by an [URL](#).

**src** (attribute)

[Back to Index of Elements](#)

This attribute indicates the location of the image source. The value is defined by an [URL](#).

**src** <sup>W3</sup> (attribute)

[Back to Index of Elements](#)

This attribute is used to specify the location of the file source necessary to execute an element. The value is an [URL](#).

**src** <sup>W3</sup> (attribute)

[Back to Index of Elements](#)

This attribute specifies the [URL](#) of a file with HTML content necessary for an element.



**standby** WSL (attribute)

[Back to Index of Elements](#)

This attribute indicates the message that is to be displayed while loading an object. Therefore, Its value is text enclosed in quotation marks.

## **start** (attribute)

[Back to Index of Elements](#)

This attribute indicates the starting number of the first item in an ordered list. If absent, the default starting number is "1".

Note: This element was deprecated in W3C HTML 4.0. If the `<!DOCTYPE ...>` declaration of an HTML document refers to W3C Strict DTD HTML 4.0 (`<!--W3C//DTD HTML 4.0//EN`"), the `start` attribute must not be used. Instead, the use of a style is recommended.

## **style** (attribute)

[Back to Index of Elements](#)

This attribute describes the style to be applied to the current element. The value of this attribute must conform to the rules syntax for using styles.

**summary**  (attribute)

[Back to Index of Elements](#)

This attribute provides a summary of the table's purpose and content. Therefore, text is its value, and is useful for non-visual media.

## **tabindex** (attribute)

[Back to Index of Elements](#)

This attribute specifies the position of the current element in the tabbing order for the current document. This value must be a number between 0 and 32,767.

## **target** (attribute)

[Back to Index of Elements](#)

This attribute specifies the name of a target frame where a document is to be opened, which is defined by a link. If it is used with the <BASE> element, the attribute indicates the name of an default target frame for all the links of the current document.

## **text** (attribute)

[Back to Index of Elements](#)

This attribute indicates the foreground or default color of text in the document.

Note: This element was deprecated in W3C HTML 4.0. If the <!DOCTYPE ...> declaration of an HTML document refers to W3C Strict DTD HTML 4.0 («-//W3C//DTD HTML 4.0//EN»), the `text` attribute must not be used. Instead, the use of a style is recommended.

## **title** (attribute)

[Back to Index of Elements](#)

This attribute inserts the annotations regarding the element and its contents. Recent Web browsers display this information in a small box when the pointing device pauses over the element where `title` is used. Other media will be able to give a different use of this attribute value (for example, speech synthesizers can read the annotation).



**top** <sup>W3C</sup> (attribute)

[Back to Index of Elements](#)

This attribute specifies the absolute horizontal and vertical positions of positioned layers or the relative horizontal and vertical positions for inline layers. The value is expressed in pixels.

**truespeed** <sup>W3C</sup> (attribute)

[Back to Index of Elements](#)

When present, the calculation of the scroll speed is based on the computer's internal clock.

## **type** (attribute)

[Back to Index of Elements](#)

When present, this attribute indicates the MIME type of the source content defined by the link.

Example:

A link to a style sheet :: `<link REL="StyleSheet" TYPE="text/css" HREF="general.css">`

**type** <sup>WS</sup> (attribute)

[Back to Index of Elements](#)

This attribute specifies the element's MIME type. It must be used when the embedded module does not use data to get executed.

**type** (attribute)

[Back to Index of Elements](#)

This attribute indicates the MIME type of data specified by the `data` attribute.

## **type** (attribute)

[Back to Index of Elements](#)

This attribute is used to specify the MIME type of the indicated resource by the `value` attribute only when the `valuetype` attribute is equal to "ref". Therefore, the `type` attribute indicates the type of variables that the Web browser will find in [URL](#) specified by the `value` attribute.

**type** (attribute)

[Back to Index of Elements](#)

This attribute is used to specify the script language used in the element content.

## **type** (attribute)

[Back to Index of Elements](#)

This attribute indicates the style sheet language. The typical value is "text/css".



## **type (attribute)**

[Back to Index of Elements](#)

This attribute defines the control type to be inserted in a form. The values are:

text:	Text box (allows the user to input text).
password:	Similar to the text box but it only displays asterisks in order to protect sensitive data such as passwords.
checkbox:	Checkbox.
radio:	Radio button.
submit:	Submit button.
reset:	Reset button
file:	File selection box .
hidden:	Hidden control.
image:	Graphic submit button using an image.
button:	Simple button.

## **type** (attribute)

[Back to Index of Elements](#)

This attribute indicates the type of numbering or bullets to place before the item.

Note: This element was deprecated in the HTML 4.0 version of W3C. If the <!DOCTYPE ...> declaration of a HTML document refers to W3C Strict DTD HTML 4.0 («-//W3C//DTD HTML 4.0//EN») `type` attribute must not be used. Instead, the use of a style is recommended.

## **type** (attribute)

[Back to Index of Elements](#)

This attribute allows defining the type of numbering for an ordered list. Possible values are:

- 1: Arab numerals
- a: Lowercase
- A: Uppercase
- i: Lowercase Roman numerals
- I: Uppercase Roman numerals

Note: This element was deprecated in HTML 4.0 version of W3C. If the `<!DOCTYPE ...>` declaration of a HTML document refers to W3C Strict DTD HTML 4.0 (`<<!/W3C//DTD HTML 4.0//EN`"), the `type` attribute must not be used. Instead, the use of a style is recommended.

## **type** (attribute)

[Back to Index of Elements](#)

This attribute allows defining the type of bullets in bulleted lists. Possible values are:

`disc:`        Solid round bullets  
`square:`      Black squares bullets  
`circle:`      Hollow circles.

**Note:**        This element was deprecated in HTML 4.0 version of W3C. If the `<!DOCTYPE ...>` declaration of a HTML document refers to W3C Strict DTD HTML 4.0 (`<!--//W3C//DTD HTML 4.0//EN`"), the `type` attribute must not be used. Instead, the use of a style is recommended..

## **type** (attribute)

[Back to Index of Elements](#)

This attribute is used to indicate a type of button associated with an element. Possible values are:

submit:	Submit button.
reset:	Reset button.
button:	Simple button.

**type** <sup>WS</sup> (attribute)

[Back to Index of Elements](#)

This attribute is used to define the <SPACER>element. Possible values are:

horizontal:	It inserts a horizontal space between two characters. The <code>size</code> attribute determines the value.
vertical:	It inserts a vertical space between two lines. The <code>size</code> attribute determines the value.
block:	It inserts a space that acts as an invisible image. In that case, the <code>size</code> attribute is not used. Instead, the <code>height</code> , <code>width</code> and <code>align</code> attributes are used.

## **usemap** (attribute)

[Back to Index of Elements](#)

This attribute associates an element to an image map. The attribute value has to be the same as the `name` attribute of the `<MAP>` element.

## **units** (attribute)

[Back to Index of Elements](#)

This attribute defines the unit of measurement used by the `height` and `width` attributes.



## urn (attribute)

[Back to Index of Elements](#)

This attribute indicates the URN (*Uniform Resource Name*) of the resource. Therefore, this name is usually used as a value instead of an [URL](#) type address.

## **valign (attribute)**

[Back to Index of Elements](#)

This attribute specifies the vertical position of data within a cell. Possible values:

top:	Cell data is flushed with the top of the cell.
middle:	Cell data is centered vertically within the cell. This is the default value
bottom:	Cell data is flushed with the bottom of the cell.
baseline:	All cells in the same row as a cell whose valign attribute has this value should have their textual data positioned so that the first text line occurs on a baseline common to all cells in the row. This constraint does not apply to subsequent text lines in these cells.

**value** (attribute)

[Back to Index of Elements](#)

This attribute indicates the control's initial value. If the attribute is not defined, the initial value is indicated by the content of the <OPTION> element.

**value** (attribute)

[Back to Index of Elements](#)

This attribute indicates the parameter value specified by `name` attribute.

**value** (attribute)

[Back to Index of Elements](#)

This attribute defines the initial value of the form's control.

**value** (attribute)

[Back to Index of Elements](#)

This attribute assigns a value to the <BUTTON> element.

**value** (attribute)

[Back to Index of Elements](#)

This attribute redefines the number assigned to the <LI> element where it is indicated.

## **valuetype** (attribute)

[Back to Index of Elements](#)

This attribute specifies the type of the value attribute. Possible values are:

- `data:` This is default value for the attribute. It means that the value specified by value will be evaluated and passed to the object's implementation as a string.
- `ref:` The value specified by value is an [URL](#) that designates a resource where run-time values are stored.
- `object:` The value specified by value is an identifier that refers to an OBJECT declaration in the same document.



## **version** (attribute)

[Back to Index of Elements](#)

This attribute indicates the HTML language version used. This attribute was deprecated since the <!DOCTYPE ...> element achieves the same results.

## **visibility** <sup>W3C</sup> (attribute)

[Back to Index of Elements](#)

This attributes is used to specify if the object is visible or not. Possible values are:

show:	The element is visible.
hidden:	The element is invisible.

## **vlink** (attribute)

[Back to Index of Elements](#)

This attribute defines the color to be used to display, in the document, text hyperlinks that the user recently visited.

Note: This element was deprecated in HTML 4.0 version of W3C. If the `<!DOCTYPE ...>` declaration of a HTML document refers to W3C Strict DTD HTML 4.0 (`<<-//W3C//DTD HTML 4.0//EN`"), the `vlink` attribute must not be used. Instead, the use of a style is recommended to specify a color.

## **volume** (attribute)


[Back to Index of Elements](#)

This attribute indicates the sound level (volume). The value lies between -10 000 and 0; (0) value represents the maximum volume.

## **vspace** (attribute)

[Back to Index of Elements](#)

This attribute specifies the empty space value to be inserted at the top and bottom of an element's content. The value is expressed in pixels.

**vspace**  (attribute)

[Back to Index of Elements](#)

This attribute specifies the empty space value to be inserted at the top and at the bottom of the element <OBJECT> contents. The value is expressed in pixels

## **wrap** WSL (attribute)

[Back to Index of Elements](#)

This attribute indicates how automatic line returns must be used inside a form's text box. Possible values are:

- |           |                                                                                 |
|-----------|---------------------------------------------------------------------------------|
| off:      | The automatic line return is disabled.                                          |
| physical: | Line return is active while it is displayed and the form is submitted.          |
| virtual:  | Line return is active while it is displayed but submitted the way it was typed. |

## **width** (attribute)

[Back to Index of Elements](#)

This attribute defines the width of an horizontal line. The value is expressed in pixels or as a percentage.

Note: This element was deprecated in W3C HTML 4.0. If the <!DOCTYPE ...> declaration of a HTML document refers to W3C Strict DTD HTML 4.0 («-//W3C//DTD HTML 4.0//EN»)the `width` attribute must not be used. Instead, the use of a style is recommended.



**width** (attribute)

[Back to Index of Elements](#)

This attribute defines the width of a frame. The value has to be expressed in pixels or as a percentage.

## **width** (attribute)

[Back to Index of Elements](#)

This attribute defines the width of an element. The value has to be expressed in pixels or as a percentage.

However, in the case of the <SPACER> element, the attribute is only used when referring to a space block and not to an inline space. The value is then expressed in pixels only.

**width** (attribute)

[Back to Index of Elements](#)

This attribute indicates the width of the table. The value has to be expressed in pixels or as a percentage.

## **width** (attribute)

[Back to Index of Elements](#)

This attribute indicates the initial horizontal size of an Applet, excluding other windows or dialog boxes subsequently displayed by the Applet. The value can be expressed in pixels or as a percentage.

## **width** (attribute)

[Back to Index of Elements](#)

This attribute defines the default width of each column affected by the current <COL> element.

## **width** (attribute)

[Back to Index of Elements](#)

This attribute specifies the default width of each column of a current group of columns.

Besides the usual values (pixels, percentage and relative values) this attribute can take a "0\*" (zero asterisk) value. The latter indicates that each column group must have the minimum width required to display their contents. Please remember that it's best to know the size of the contents to be inserted in the columns in order to avoid problems adjusting the table later.

## **width** (attribute)

[Back to Index of Elements](#)

This attribute specifies the width suggested for the cell. The value has to be expressed in pixels or as a percentage.

## **width** (attribute)

[Back to Index of Elements](#)

This attribute indicates the width to display a formatted text block.

Note: This element was deprecated in HTML 4.0 version of W3C. If the <!DOCTYPE ...> declaration of a HTML document refers to W3C Strict DTD HTML 4.0 ("//W3C//DTD HTML 4.0//EN"), the `width` attribute must not be used. Instead, the use of a style is recommended.



**width** <sup>W3C</sup> (attribute)

[Back to Index of Elements](#)

This attribute indicates the content width of the object. The value can be expressed in pixels or as a percentage.

**width** <sup>WS</sup> (attribute)

[Back to Index of Elements](#)

This attribute indicates the width of each column. The value is expressed in pixels.

**z-index** <sup>W3C</sup> (attribute)

[Back to Index of Elements](#)

This attribute indicates the layer order in the stack. The attribute value is a number. Layers having a higher value are displayed on top of layers with a lower value.

**bgproperties** <sup>W3C</sup> (attribute)

[Back to Index of Elements](#)

When a background image is defined for a document, this attribute is used to indicate if it should scroll with the content or stay fixed.

By default the image scrolls with the content.

To have a fixed image, `bgproperties` attribute has to set its value to `fixed`.

**bottommargin** WS (attribute)

[Back to Index of Elements](#)

This attribute specifies a value for the bottom margin of the document and overrides the default value. The value is expressed in pixels.

**leftmargin** <sup>WSL</sup> (attribute)

[Back to Index of Elements](#)

This attribute specifies a value for the left margin of the document and overrides the default value. The value is expressed in pixels.

**rightmargin** [WSL](#) (attribute)

[Back the index of elements](#)

This attribute specifies a value for the right margin of the document and overrides the default value. The value is expressed in pixels.

**scroll** [W3C](#) (attribute)

[Back to Index of Elements](#)

This attribute enables or disables Internet Explorer's scroll bars for the current document. The default value is `yes`. The `no` value disables the scroll bars.



**topmargin** <sup>W3C</sup> (attribute)

[Back to Index of Elements](#)

This attribute specifies a value for the top margin of the document and overrides the default value. The value is expressed in pixels.

## point-size <sup>W3C</sup> (attribute)

[Back to Index of Elements](#)

This attribute indicates the exact size of fonts which are expressed in points (1pt = 1/72 in.).

## weight <sup>W3C</sup> (attribute)

[Back to Index of Elements](#)

This attribute indicates the weight, or "boldness" of the font. This attribute allows you to specify degrees of boldness. The value is from 100 to 900 inclusive (in steps of 100), where 100 indicates the least bold value, and 900 indicates the boldest value.

400 is the default value and refers to the normal width of the font in use.

## **border** (attribute)

[Back to Index of Elements](#)

This attribute indicates the border width between frames. The value is expressed in pixels.

## **lowsrc** (attribute)

[\*\*Back to Index of Elements\*\*](#)

This attribute shows the [URL](#) of an image file with a lower resolution. This allows displaying a lower resolution image rapidly while the higher resolution image is being loaded.

**dynsrc** <sup>W3C</sup> (attribute)

[Back to Index of Elements](#)

This attribute indicates the ([URL](#)) address of a video file or a VRML (Virtual Reality Markup Language) to be displayed.

**suppress**  (attribute)

[Back to Index of Elements](#)

This attribute indicates if the space occupied by an image is displayed while it is being loaded and if the text specified by the `alt` attribute should be displayed when the mouse pointer is moved over the object.

**url** <sup>WS</sup> (attribute)

[Back to Index of Elements](#)

This attribute shows the [URL](#) to be loaded once the specified time has elapsed.



**valign** <sup>W3C</sup> (attribute)

[Back to Index of Elements](#)

This attribute specifies the alignment of a legend. Possible values are:

bottom:     At the bottom  
top:         At the top

**framespacing** <sup>W3C</sup> (attribute)

[Back to Index of Elements](#)

This attribute defines a supplementary space between frames that is added according to the `border` attribute.

**marginheight** <sup>W3C</sup> (attribute)

[Back to Index of Elements](#)

This attribute defines the top and bottom margins of a document. The value has to be expressed in pixels.

**marginwidth** <sup>W3C</sup> (attribute)

[Back to Index of Elements](#)

This attribute indicates right and left margin values of a document. The value has to be expressed in pixels .

**name** (attribute)

[Back to Index of Elements](#)

This attribute defines the name of a form. The name can then be referenced by style sheets or scripts.

## **start** <sup>W3C</sup> (attribute)

### [Back to Index of Elements](#)

This attribute specifies when a video file (or animation) has to be executed. To use the `start` attribute, the `dynsrc` attribute must be inserted, (indicating the location of the video file). Possible values are:

<code>filopen:</code>	The file is executed immediately after being loaded.
<code>mouseover:</code>	The file is executed when the mouse pointer moves over the animation.

**controls**  (attribute)

[Back to Index of Elements](#)

This attribute does not require any values and the user can control the animation (pause, stop, start) with the controls that are displayed under the object.

**loopdelay** <sup>W3C</sup> (attribute)

[Back to Index of Elements](#)

When the `loop` attribute is specified, the `loopdelay` indicates the delay period between repetitions of the animaton. The attribute value is expressed in milliseconds.



## Welcome

### [Index of elements](#)

The HTML reference of AceExpert 4.x presents the [elements](#) and [attributes](#) of HTML language. It is based on the HTML 4 version.

The validation of the information presented in this document was done following the official HTML 4 Specification» defined by W3C (Word Wide Web Consortium) as well as on the description of elements and attributes supported by Navigator 4.x (Netscape) and by Internet Explorer 4 and 5 (Microsoft).

Wherever necessary, the icons shown below indicate the following:



**World Wide Web Consortium**  
[www.w3.org](http://www.w3.org)

The elements and attributes represented by the W3C icon are part of the HTML 4 Specification but they are not interpreted by Internet Explorer and Netscape Navigator (versions mentioned here).



**Internet Explorer**  
versions 4 and 5  
**Microsoft**  
[www.microsoft.com/ie](http://www.microsoft.com/ie)

Elements and attributes identified with this icon are supported by Internet Explorer but not by Netscape Navigator.



**Navigator**  
versions 4.x  
**Netscape**  
[www.netscape.com](http://www.netscape.com)

Elements and attributes identified with this icon are supported by Netscape Navigator but not by Microsoft Internet Explorer.

### Important

The HTML 4.0 specification defined by W3C (World Wide Web Consortium) supports several elements and attributes of older versions which have been deprecated.

Therefore, it is not advisable to use these elements and attributes if the SGML statement **<!DOCTYPE ...>** of the HTML document refers to Strict DTD W3C HTML 4.0:

```
<!DOCTYPE HTML PUBLIC "-//W3C// Strict DTD HTML 4.0 //EN">
```

or

```
<!DOCTYPE HTML PUBLIC "-//W3C//DTD HTML 4.0//EN">
```

Elements and attributes that were deprecated are indicated under the HTML Reference of AceExpert 4.

`<!-- -->`

[See Also](#)

[Index](#)

`</...>` closing tag forbidden

The `<!-- -->` element, also called «comment», is used to insert comments which will not be interpreted or displayed by Web browsers. Authors will appreciate the advantage of being able to comment areas of their HTML that do not need to be erased or updated.

## <!DOCTYPE>

### [Index](#)

**</...> closing tag forbidden**

The <!DOCTYPE> element is used to state the HTML language version used in that document. The version definition is supplied by DTD (Document Type Definition).

The <!DOCTYPE> element must be inserted at the beginning of the document, , before <HTML> element.

Examples of statements:

```
<!DOCTYPE HTML PUBLIC "-//W3C// Strict DTD HTML 4.0 //EN">
```

This statement indicates that the HTML version used in the document refers to Strict DTD HTML 4.0 issued by W3C (World Wide Web Consortium). The later includes only elements and attributes that comply with W3C HTML 4 Specification.

Therefore, the elements and attributes that have been deprecated must not be used.

```
<!DOCTYPE HTML PUBLIC "-//W3C//DTD HTML 4.0 Transitional//EN">
```

This statement includes all the contents of Strict DTD as well as the elements and attributes that have been deprecated.

## <A>

[Attributes](#)

[Events](#)

[See also](#)

[Index](#)

</...> closing tag required

<A> element is used to define an anchor; either to place an anchor in a document, or to define a hyperlink, or both.

Anchor:     <A name="anchorname"> text or location on the text </A>

Hyperlink: <A href=<http://www.domain.com>> text or <IMG...> hyperlink image </A>

Both:       <A name="anchorname" href="<http://www.domain.com>">Text or <IMG...> hyperlink  
              image </A>

**<ABBR>** [W3C](#)

[Attributes](#)

[Events](#)

[See also](#)

[Index](#)

[</...> closing tag required](#)

<ABBR> element is used to indicate that a given sequence of character is an abbreviation (km for kilometers, W.W.W. for World Wide Web). This is useful for spell checking and speech synthesizers.

## <ACRONYM>

[Attributes](#)

[Events](#)

[See also](#)

[Index](#)

[</...> closing tag required](#)

<ACRONYM> element is used to indicate that a given sequence of characters is an acronym (abbreviation pronounced as a single word). Ex.: UNO, for United Nations Organization). That can be useful for spell checking and speech synthesizers.

## <ADDRESS>

[Attributes](#)

[Events](#)

[Index](#)

[</...> closing tab required](#)

<ADDRESS> is used to supply information on the author's name. Also, further information on the author (postal address, P.O. Box, etc.) can also be included.

## <APPLET>

[Attributes](#)

[Events](#)

[See also](#)

[Index](#)

[</...> closing tag required](#)

The <APPLET> element allows inserting JAVA applet in an HTML document. However, it is necessary that the Web browser be JAVA compatible.

Note: This element was deprecated in HTML 4 and can be replaced with the <OBJECT> element. If the statement <!DOCTYPE ...> of a HTML document refers to DTD W3C HTML 4.0 Strict ("



## <AREA>

[Attributes](#)

[Events](#)

[See also](#)

[Index](#)

</...> closing tag forbidden

<AREA> is used to define the hotspots (geometrical shapes) of an image map and their related hyperlinks.

**<B>**

[Attributes](#)

[Events](#)

[See also](#)

[Index](#)

[</...> closing tag required](#)

<B> element applies bold style to text.

## <BASE>

[Attributes](#)

[Events](#)

[See also](#)

[Index](#)

**</...> closing tag forbidden**

<BASE> element allows the author of an HTML document to indicate the following:

- A basic [URL](#) is used to resolve relative addresses inserted in the HTML document when it is consulted out of context. This can help to solve problems of faulty transmissions over the Internet.
- A frame with an default destination, used to display any documents that are opened by activating links in the document.

The <BASE> element must be placed in the header section of the document.

## <BASEFONT>

[Attributes](#)

[Events](#)

[See also](#)

[Index](#)

**</...> closing tag forbidden**

The <BASEFONT> element defines the default size of characters in an HTML document which allows indicating the font and color. The element can be inserted in the body or header section of the document.

Note: This element was deprecated in HTML 4 and can be replaced with the use of styles.  
If the statement <!DOCTYPE ...> of an HTML document refers to W3C Strict DTD HTML 4.0 ("

## <BDO>

[Attributes](#)

[Events](#)

[See also](#)

[Index](#)

[</...> closing tag required](#)

The <BDO> element is used to disable the bidirectional algorithm for selected fragments of text (Bidirectional Override).

## <BGSOUND> [W3C](#)

[Attributes](#)

[Events](#)

[Index](#)

**</...> closing tag optional**

The <BGSOUND> element is used to execute audio display (sound) when a document is opened. File formats that can be used are: .au, .wav and .midi.

Note: This element is only recognized by Microsoft Internet Explorer and is not part of the W3C HTML 4 Specification. For obtaining the same results on other Web browsers, you can use scripts (i.e. Javascript), JAVA applets or even MacroMedia the applications.

## <BIG>

[Attributes](#)

[Events](#)

[See also](#)

[Index](#)

[</...> closing tag required](#)

The <BIG> element increased the width and size of fonts in the screen.

**<BLINK>** [W3C](#)

[Attributes](#)

[Index](#)

[</...>](#) closing tag required

The <BLINK> element is used simply to make text blink.



## <BLOCKQUOTE>

[Attributes](#)

[Events](#)

[See also](#)

[Index](#)

[</...> closing tag required](#)

<BLOCKQUOTE> element is used to enclose a quoted text. It is recommended for use with long quotations and the <Q> element for short quotations.

By default, this element applies indenting to the right and left of the quoted text. You can also format the display using styles.

## **<BODY>**

[Attributes](#)

[Events](#)

[Index](#)

**</...> closing tag optional**

The <BODY> element defines the HTML document body, that is the actual content (text, images, sound, multimedia objects, etc.). It must be placed immediately after the document header.

## <BR>

[Attributes](#)

[Events](#)

[See also](#)

[Index](#)

</...> closing tag forbidden

The <BR> element inserts a line break at the location it is placed on a line.

## <BUTTON>

[Attributes](#)

[Events](#)

[See also](#)

[Index](#)

[</...> closing tag required](#)

The <BUTTON> element defines a button capable of executing an action specified by its attributes. Moreover, this kind of button can display an image, which produces interesting graphics. This element can be used inside a form, or outside a form in the body of the document itself.

## <CAPTION>

[Attributes](#)

[Events](#)

[See also](#)

[Index](#)

[</...> closing tag required](#)

The <CAPTION> element inserts a title that describes the table. It must be inserted immediately after the opening [tag](#) of the <TABLE> element. A table can only have one <CAPTION> element.

## <CENTER>

[Attributes](#)

[Events](#)

[See also](#)

[Index](#)

[</...> closing tag required](#)

The <CENTER> element is used to center the part of the document which it frames.

Note: This element was deprecated in HTML 4 and can be replaced with the use of styles.  
If the statement <!DOCTYPE ...> of an HTML document refers to W3C Strict DTD HTML 4.0 ("

## <CITE>

[Attributes](#)

[Events](#)

[See also](#)

[Index](#)

[</...> closing tag required](#)

The <CITE> element is used to indicate that the text contained in the tags is a citation or reference of another source. By default the text is formatted in tallies. Formatting can be controlled using styles.

## <CODE>

[Attributes](#)

[Events](#)

[See also](#)

[Index](#)

[</...> closing tag required](#)

The <CODE> element indicates that the content enclosed in the tag is programming code (computer).



## <COL>

[Attributes](#)

[Events](#)

[See also](#)

[Index](#)

**</...> closing tag forbidden**

The <COL> element is used to group attribute values for a group of columns in a table. Please note that this tag does not create columns which is a function of the <COLGROUP> element.

## <COLGROUP>

[Attributes](#)

[Events](#)

[See also](#)

[Index](#)

</...> closing tag optional

<COLGROUP> element is used to create a group of columns in a table.

## <COMMENT> [W3C](#)

[Attributes](#)

[Events](#)

[See also](#)

[Index](#)

[</...>](#) closing tag required

<COMMENT> element is used to insert comments which will not be interpreted or displayed by Web browsers.

Note: This element is only recognized by Microsoft Internet Explorer and is not part of the W3C HTML 4 Specification. The use of the <!-- --> element is therefore recommended since it is recognized by all Web browsers.

## <DD>

[Attributes](#)

[Events](#)

[See also](#)

[Index](#)

</...> closing tag optional

The <DD> element (Definition Description) displays a definition description in a definition list. The DD tag must be used within a DL tag and usually follows immediately after a DT tag that indicates the term being defined (Definition Term).

Example:

```
<DL>
  <DT>HTML<DD>HyperText Markup Language
  <DT>URL<DD>Uniform Resource Locator
  <DT>CSS<DD>Cascading Style Sheets
</DL>
```

## <DEL>

[Attributes](#)

[Events](#)

[See also](#)

[Index](#)

[</...> closing tag required](#)

Somewhat like word processor that can track changes in text, the <DEL> element is used to indicate that certain fragments of text should be deleted after the last revision to the document. This element could be useful for legal documents.

## <DFN>

[Attributes](#)

[Events](#)

[See also](#)

[Index](#)

[</...> closing tag required](#)

The <DFN> element is used to indicate that this is the defining instance of the enclosed term.

## <DIR>

[Attributes](#)

[Events](#)

[See also](#)

[Index](#)

[</...> closing tag required](#)

The <DIR> element is intended to display a list of items which is identical to the UL (unordered list) tag. It was deprecated in W3C HTML 4, and instead the use of the <UL> tag is recommended.

Note: Web browsers correctly interpret the <DIR> element.

Example:

Code	Result
<pre>&lt;DIR&gt;   &lt;LI&gt;Item 1   &lt;LI&gt;Item 2   &lt;LI&gt;Item 3 &lt;/DIR&gt;</pre>	<ul style="list-style-type: none"><li>• Item 1</li><li>• Item 2</li><li>• Item 3</li></ul>
<pre>&lt;UL&gt;   &lt;LI&gt;Item 1   &lt;LI&gt;Item 2   &lt;LI&gt;Item 3 &lt;/UL&gt;</pre>	<ul style="list-style-type: none"><li>• Item 1</li><li>• Item 2</li><li>• Item 3</li></ul>

## <DIV>

[Attributes](#)

[Events](#)

[See also](#)

[Index](#)

[</...> closing tag required](#)

This element allows grouping several elements of a document in order to control the structure more efficiently. For example, you can include several paragraphs and tables in an area defined by the<DIV> [tag](#) of the element to apply format or identification parameters to the whole group (useful for creating databases).



## <DL>

[Attributes](#)

[Events](#)

[See also](#)

[Index](#)

[</...> closing tag required](#)

The <DL> (Definition List) element indicates the beginning of a definition list containing terms. It precedes all the terms defined and their definitions.

Example:

```
<DL>
  <DT>HTML<DD>HyperText Markup Language
  <DT>URL<DD>Uniform Resource Locator
  <DT>CSS<DD>Cascading Style Sheets
</DL>
```

## <DT>

[Attributes](#)

[Events](#)

[See also](#)

[Index](#)

### 1. [</...> closing tag optional](#)

The <DT> (Definition Term) element introduces a term to be defined. In a list of definition terms, there are as many <DT> elements as there are terms to be defined. Keep in mind that a list begins with the <DL> element.

Example:

```
<DL>
  <DT>HTML<DD>HyperText Markup Language
  <DT>URL<DD>Uniform Resource Locator
  <DT>CSS<DD>Cascading Style Sheets
</DL>
```

## <EM>

[Attributes](#)

[Events](#)

[See also](#)

[Index](#)

[</...> closing tag required](#)

This element emphasizes the text enclosed. By default, enclosed text is displayed in italics. However, formatting can be controlled using styles.

## <EMBED> W3C

W3C

[Attributes](#)

[Events](#)

[See also](#)

[Index](#)

</...> closing tag optional

The <EMBED> element is used to include objects before they are executed and displays output from a file that is executed by a plugin.

Note:       The <EMBED> element is supported by Microsoft Internet Explorer 3.0 and higher as well as by Netscape Browser 2.0 and higher. Nevertheless, it is not part of the W3C HTML 4 Specification. The <OBJECT> element achieves the same results.

## <FIELDSET>

[Attributes](#)

[Events](#)

[See also](#)

[Index](#)

[</...> closing tag required](#)

The <FIELDSET> element is used to group thematically related controls and levels. It helps to manage forms that have several controls and options.

## <FONT>

[Attributes](#)

[Events](#)

[See also](#)

[Index](#)

[</...> closing tag required](#)

The <FONT> element applies formatting parameters to text. It allows specifying font size, font face and color.

Note: This element was deprecated in HTML 4 and can be replaced with the use of styles.  
If the statement <!DOCTYPE ...> of an HTML document refers to W3C Strict DTD HTML 4.0 ("

## <FORM>

[Attributes](#)

[Events](#)

[See also](#)

[Index](#)

[</...> closing tag required](#)

The <FORM> element defines the form area and the actions that can be executed within the form. All components of a form are enclosed in the opening and closing [tags](#) of the <FORM> element.

## <FRAME>

[Attributes](#)

[Events](#)

[See also](#)

[Index](#)

</...> closing tag forbidden

The <FRAME> element is used to define parameters that are part of a set of frames (<FRAMESET>).



## <FRAMESET>

[Attributes](#)

[Events](#)

[See also](#)

[Index](#)

[</...> closing tag required](#)

The <FRAMESET> element defines the general parameters of a set of frames. The frames themselves are defined with the use of the <FRAME> element.

## <H1 ... H6>

[Attributes](#)

[Events](#)

[Index](#)

[</...> closing tag required](#)

Six heading levels can be defined in an HTML document, the first level being <H1> and the last level <H6>. Each of these elements have default formatting values and each heading is treated as a paragraph. Formatting can be controlled using styles.

## <HEAD>

[Attributes](#)

[Events](#)

[See also](#)

[Index](#)

</...> closing tag optional

The <HEAD> element defines the document header. It is used to indicate information about the document such as the title, keywords, document description (used by search robots), or any other information that it is not part of the document content.

Information inserted in the header is not displayed by the Web browser except for the title, defined by the <TITLE> element, which appears in the browser window title bar.

**<HR>**

[Attributes](#)

[Events](#)

[Index](#)

**</...> closing tag forbidden**

This element inserts an horizontal line in the document. This kind of line is used to separate different types of information.

## <HTML>

[Attributes](#)

[Events](#)

[Index](#)

</...> closing tag optional

The HTML element indicates that the document is an HTML document. The whole content of the document must be inserted between the two HTML [tags](#), except for the initial declaration, the < !DOCTYPE>element, which indicates the HTML language version being used.

## <HTMLAREA> W3C

[Attributes](#)

[Events](#)

[See also](#)

[Index](#)

</...> closing tag optional

The <HTMLAREA >element creates a multiline text area allowing the input of information in a form. This is similar to the TEXTAREA element. HTMLAREA's main characteristic is that it was designed for the input of text in HTML format.

**<I>**

[Attributes](#)

[Events](#)

[See also](#)

[Index](#)

**</...>** closing tag required

The **<I>** element formats text in italics.

## <IFRAME> W3C

[Attributes](#)

[Events](#)

[See also](#)

[Index](#)

</...> closing tag required

The <IFRAME> element is used to insert a frame within a block of text. It also allows inserting an HTML document in the middle of another.



## <ILAYER> W3C

[Attributes](#)

[Events](#)

[See also](#)

[Index](#)

</...> closing tag required

The <ILAYER> element is used to define layers of contents that are independent from the normal body (<BODY>). Contrary to <LAYER> element that defines a an absolute position, <ILAYER> allows you to position the content relative to its natural (inline) position.

Note: This element is only recognized by Netscape Browser and the element is not part of the W3C HTML 4 Specification.

## <IMG>

[Attributes](#)

[Events](#)

[See also](#)

[Index](#)

**</...> closing tag forbidden**

The <IMG> element contains the necessary information for displaying an image in the position where it is found in the document.

## <INPUT>

[Attributes](#)

[Events](#)

[See also](#)

[Index](#)

**</...> closing tag forbidden**

The <INPUT> element is used to insert a control in a form. There are several types of controls and these must be specified with the use of the `type` attribute.

## <INS>

[Attributes](#)

[Events](#)

[Index](#)

[</...> closing tag required](#)

The <INS> element, contrary to <DEL>, is used to indicate that certain fragments of text should be inserted after the last revision to the document. This element could be useful for legal documents.

## <ISINDEX>

[Attributes](#)

[Events](#)

[Index](#)

</...> closing tag forbidden

The <ISINDEX> element inserts a text entry field in which the user can type a string. This can be useful when used with a script that switches on internal searching. Its `prompt` attribute specifies a prompt string for the input field.

Note: This element was deprecated in HTML 4 and can be replaced with the `<INPUT type="text">` element and its attributes.

If the statement `<!DOCTYPE ...>` of an HTML document refers to W3C Strict DTD HTML 4.0 ("`!DOCTYPE HTML 4.0//EN`"), the <ISINDEX> element must not be used. The use of the `<INPUT type="text">` style is recommended.

## <KBD>

[Attributes](#)

[Events](#)

[See also](#)

[Index](#)

[</...> closing tag required](#)

This element indicates that the user should input text. It can be useful when a procedure that must be executed is described in an HTML document and the user must distinguish the text he is expected to input from the description of the procedure itself. A fixed font is used to facilitate the distinction.

**<KEYGEN>** [WSN](#)

[Attributes](#)

[Index](#)

**</...> closing tag forbidden**

The <KEYGEN> element is used in forms to facilitate the generation of keys that are necessary in secure sites that use verification certificates systems.

**<LABEL>** [WS](#)

[Attributes](#)

[Events](#)

[See also](#)

[Index](#)

[</...> closing tag required](#)

The <LABEL> element is used to associate information with a control (for example, a control in a form).



## <LAYER> W3C

[Attributes](#)

[Events](#)

[See also](#)

[Index](#)

</...> closing tag required

<LAYER> element is used to define layers of contents that are independent from the normal body (<BODY>) of the document. As opposed to the <ILAYER> element that defines a relative (inline) position, <LAYER> indicates an absolute position in the document.

Note:            This element is only recognized by Netscape Browser and is not part of the W3C HTML 4 Specification.

## <LEGEND> [W3C](#)

[Attributes](#)

[Events](#)

[See also](#)

[Index](#)

[</...> closing tag required](#)

This element allows inserting a legend (visible text) in the <FIELDSET> element.

## <LI>

[Attributes](#)

[Events](#)

[See also](#)

[Index](#)

</...> closing tag optional

The <LI> element is used to insert each item of a list (<OL>, <UL>, <DIR>, <MENU>).

Example:

```
<OL>
  <LI>Item 1
  <LI>Item 2
  <LI>Item 3
</OL>
```

## <LINK>

[Attributes](#)

[Events](#)

[See also](#)

[Index](#)

**</...> closing tag forbidden**

The <LINK> element establishes a link with an external file (style sheet, other HTML documents, etc.) It must be inserted in the document header (<HEAD>) and can be used as many times as necessary.

## <LISTING> [W3C](#)

[Attributes](#)

[Events](#)

[See also](#)

[Index](#)

[</...> closing tag required](#)

The <LISTING> element displays the target text using a fixed-width font.

Note: This element was deprecated in HTML 4 and can be replaced with the use of styles.  
If the statement <!DOCTYPE ...> of an HTML document refers to W3C Strict DTD HTML 4.0 ("

## <MAP>

[Attributes](#)

[Events](#)

[See also](#)

[Index](#)

[</...> closing tag required](#)

<MAP> element contains information related to hotspots of an image map (*client-side*). It can be associated with one or several other elements using the image's `usemap` attribute.

## <MARQUEE> [W3C](#)

[Attributes](#)

[Events](#)

[Index](#)

**</...> closing tag optional**

The <MARQUEE> element is used create an area where text scrolls automatically in the direction defined by its attributes.

Note: The <MARQUEE> element is only interpreted by Microsoft Internet Explorer and it is not part of the W3C HTML 4 Specification. Similar results can be obtained with scripts (for example, JavaScript), Java Applets or other MacroMedia applications.

## <MENU>

[Attributes](#)

[Events](#)

[See also](#)

[Index](#)

[</...> closing tag required](#)

The <MENU> element displays a list of simple terms, and is identical to the UL (unordered list) element.

This element was deprecated in W3C HTML 4, and instead, the use of the <UL> element is recommended.

Note: Web browsers interpret the <MENU> element correctly.

Example:

Code	Result
<pre>&lt;MENU&gt;   &lt;LI&gt;Item 1   &lt;LI&gt;Item 2   &lt;LI&gt;Item 3 &lt;/MENU&gt;</pre>	<ul style="list-style-type: none"><li>• Item 1</li><li>• Item 2</li><li>• Item 3</li></ul>
<pre>&lt;UL&gt;   &lt;LI&gt;Item 1   &lt;LI&gt;Item 2   &lt;LI&gt;Item 3 &lt;/UL&gt;</pre>	<ul style="list-style-type: none"><li>• Item 1</li><li>• Item 2</li><li>• Item 3</li></ul>



## <META>

[Attributes](#)

[See also](#)

[Index](#)

**</...> closing tag forbidden**

The <META> element is used to define a document's properties and is part of the header (<HEAD>). Properties defined by the <META> element are useful for search robots as well as for Web browsers.

## <MULTICOL> W3C

[Attributes](#)

[See also](#)

[Index](#)

[</...> closing tag required](#)

The <MULTICOL> element establishes an area of the document as having multiple, equal-width columns without the need of a table.

Note:           <MULTICOL> element is only recognized by Netscape Navigator and it is no longer part of the W3C HTML 4 Specification.

**<NOBR>** [W3C](#)

[W3C](#)

[Attributes](#)

[Events](#)

[See also](#)

[Index](#)

**</...> closing tag optional**

The <NOBR> element disables automatic line breaks in the enclosed text.

Note:           The <NOBR> element is interpreted both by Netscape Navigator and Microsoft Internet Explorer but it is not part of the W3C HTML 4 Specification.

## <NOEMBED>

[See also](#)

[Index](#)

[</...> closing tag required](#)

<NOEMBED> element is used to insert a text directed to visitors using Web browsers that cannot display the contents specified by the <EMBED> element.

Note:       <NOEMBED> element is supported by Microsoft Internet Explorer 3.0 and higher as well as Netscape Navigator 2.0 and higher. However, it is not part of the W3C HTML 4 Specification.

## <NOFRAMES>

[Attributes](#)

[Events](#)

[See also](#)

[Index](#)

[</...> closing tag required](#)

This element specifies the content that should be displayed when the browser does not support frames.

**<NOLAYER>** [W3C](#)

[See also](#)

[Index](#)

[</...> closing tag required](#)

The <NOLAYER> element specifies the content that should be displayed when the browser is not capable of interpreting the <LAYER> element.

## <NOSCRIPT>

[Attributes](#)

[Events](#)

[See also](#)

[Index](#)

[</...> closing tag required](#)

The <NOSCRIPT> element is used as an alternative when scripts found on a document cannot be executed by the Web browser.

This situation could be due to the following:

- The Web browser is configured to ignore scripts;
- The Web browser does not support the script language indicated in the <SCRIPT> element.

## <OBJECT>

[Attributes](#)

[Events](#)

[See also](#)

[Index](#)

[</...> closing tag required](#)

The <OBJECT> element is used to insert the necessary information for displaying and executing different types of objects in an HTML document. «Object» is understood to mean any component that is not part of the HTML document itself and requires the execution of external programs or special internal functions that are part of the Web browser.



## <OL>

[Attributes](#)

[Events](#)

[See also](#)

[Index](#)

[</...> closing tag required](#)

The <OL> element indicates the beginning of an ordered (numbered) list where each item is introduced by the <LI> element.

Example:

### Code

```
<OL>
```

```
  <LI>Item 1
```

```
  <LI>Item 2
```

```
  <LI>Item 3
```

```
</OL>
```

### Result

1. Item 1

2. Item 2

3. Item 3

## <OPTGROUP> [W3C](#)

[Attributes](#)

[Events](#)

[See also](#)

[Index](#)

[</...> closing tag required](#)

The <OPTGROUP> element is used to logically group choices presented in a form.

Example:

```
<FORM action="http://www.domain.com/prog/prog" method="post">
  <SELECT name="AceEx">
    <OPTGROUP label="AceEx3">
      <OPTION label="3.0" value="we3_0">AceExpert 3.0
      <OPTION label="3.1" value="we3_1">AceExpert 3.1
      <OPTION label="3.2" value="we3_2">AceExpert 3.2
    </OPTGROUP>
    <OPTGROUP label="FTPExp">
      <OPTION label="1.0" value="ftp1_0">FTP Expert 1.0
      <OPTION label="1.23" value="ftp_1.23">FTP Expert 1.23
    </OPTGROUP>
  </SELECT>
</FORM>
```

## <OPTION>

[Attributes](#)

[Events](#)

[See also](#)

[Index](#)

</...> closing tag optional

The <OPTION> element allows defining each choice of a menu in a form.

Example:

```
<FORM action="http://www.domain.com/prog/prog" method="post">
  <SELECT name="AceEx">
    <OPTGROUP label="AceEx3">
      <OPTION label="3.0" value="we3_0">AceExpert 3.0
      <OPTION label="3.1" value="we3_1">AceExpert 3.1
      <OPTION label="3.2" value="we3_2">AceExpert 3.2
    </OPTGROUP>
    <OPTGROUP label="FTPExp">
      <OPTION label="1.0" value="ftp1_0">FTP Expert 1.0
      <OPTION label="1.23" value="ftp_1.23">FTP Expert 1.23
    </OPTGROUP>
  </SELECT>
</FORM>
```

## <P>

[Attributes](#)

[Events](#)

[See also](#)

[Index](#)

</...> closing tag optional

The <P> element defines a paragraph in an HTML document.

Note:            Inserting empty paragraphs is not useful since the Web browser simply ignores them.

## <PARAM>

[Attributes](#)

[See also](#)

[Index](#)

</...> closing tag forbidden

<PARAM> element supplies the value required by the(<APPLET>, <OBJECT>) object during its execution.

## <PLAINTEXT>

[Attributes](#)

[Events](#)

[See also](#)

[Index](#)

</...> closing tag optional

The <PLAINTEXT> element applies a fixed-width font from its opening [tag](#) and right to the end of document.

Please note that Netscape Navigator does not interpret the </PLAINTEXT> closing tag.

Note:        This element was deprecated in HTML 4 and can be replaced with the use of styles.  
              If the statement <!DOCTYPE ...> of an HTML document refers to W3C Strict DTD HTML 4.0  
              ("-//W3C//DTD HTML 4.0//EN"), the <PLAINTEXT> element must not be used. The use of styles is  
              recommended.

## <PRE>

[Attributes](#)

[Events](#)

[See also](#)

[Index](#)

[</...> closing tag required](#)

The <PRE> element is used to indicate to Web browsers that the enclosed text is *pre-formatted*, and therefore, the browser should:

- Keep white space intact
- Using a fixed-width font
- Disable automatic line breaks
- Respect bidirectional instructions

In other words, text should be displayed as it was originally entered, exactly as a text editor would display it.

**<Q>**

[Attributes](#)

[Events](#)

[See also](#)

[Index](#)

[</...> closing tag required](#)

The element <Q> is used to indicate that the enclosed get text is a quotation. This element is recommended for use with inline quotations, that is, quotations that do not contain paragraph breaks.



## <S>

[Attributes](#)

[Events](#)

[See also](#)

[Index](#)

[</...> closing tag required](#)

The <S> element displays the enclosed text with an horizontal line over it (strikethrough). It is equivalent to the <STRIKE> element.

Note: This element was deprecated in HTML 4 and can be replaced with the use of styles.  
If the statement <!DOCTYPE ...> of an HTML document refers to W3C Strict DTD HTML 4.0 ("//W3C//DTD HTML 4.0//EN"), the <S> element must not be used. The use of styles is recommended.

## <SAMP>

[Attributes](#)

[Events](#)

[See also](#)

[Index](#)

[</...> closing tag required](#)

The <SAMP> element indicates that the enclosed text is an example coming from a program, script, etc.

## <SCRIPT>

[Attributes](#)

[Events](#)

[See also](#)

[Index](#)

[</...> closing tag required](#)

The <SCRIPT> element inserts a script in an HTML document. It can be inserted in a document as many times as necessary. The script code can be written inside the element or in an external file, in which case it is necessary to add the attribute src to indicate the [URL](#) file.

## <SELECT>

[Attributes](#)

[Events](#)

[See also](#)

[Index](#)

[</...> closing tag required](#)

The <SELECT> element is used in forms to create a list of options from which the user can make a selection.

These options can be displayed in two ways:

- As a scrolling menu
- As a list with a scroll bar

**<SERVER>** W3C

[Index](#)

**</...> closing tag required**

The <SERVER> element is used when the execution of a server-side script requires the Web server. When a script is inserted inside the [tags](#) of the server element, the script is first executed by the server and then the results are sent back to the Web browser.

Note:           The <SERVER> element is only interpreted by Netscape Navigator.

## <SMALL>

[Attributes](#)

[Events](#)

[See also](#)

[Index](#)

[</...> closing tag required](#)

The <SMALL> element indicates that the characters enclosed in the tags should be displayed in a smaller font than the currently active size.

**<SPACER>** [W3C](#)

[Attributes](#)

[Index](#)

[</...> closing tag required](#)

The <SPACER> element inserts an empty space block whose size and shape are determined by the value of its attributes.

Note: This element is only interpreted by Netscape Navigator and it is not part of the W3C HTML 4 Specification.

## <SPAN>

[Attributes](#)

[Events](#)

[See also](#)

[Index](#)

[</...> closing tag required](#)

As the <DIV> element, the <SPAN> element is used for adding structure to documents and to format text areas. However, the <SPAN> element does not allow the grouping of elements. It is used in inline mode and delimits an arbitrary segment of the text.

It is often used to apply a style on the text area enclosed by these tags.



## <STRIKE>

[Attributes](#)

[Events](#)

[See also](#)

[Index](#)

[</...> closing tag required](#)

The <STRIKE> element displays the enclosed text with an horizontal line over it (strikethrough). It is the equivalent of the <S> element.

Note: This element was deprecated in HTML 4 and can be replaced with the use of styles.  
If the statement <!DOCTYPE ...> of an HTML document refers to W3C Strict DTD HTML 4.0 ("

## <STRONG>

[Attributes](#)

[Events](#)

[See also](#)

[Index](#)

[</...> closing tag required](#)

This element is similar to the <B> element. It displays the enclosed text in thick or bold font.

## <STYLE>

[Attributes](#)

[Events](#)

[See also](#)

[Index](#)

[</...> closing tag required](#)

The <STYLE> element placed in the document header (<HEAD>) is used to indicate the rules of one or more styles that are applied to text in the HTML document body. These are referred to as internal style sheets in the document.

The <STYLE> element is also used to import style rules found in an external style sheet..

Do not confuse the <STYLE> element with `style` attribute. This attribute can be used within the document body to define inline styles.

Some examples:

1. The <STYLE> element found in the document header to define a document's internal style sheet:

```
<HEAD>
  <STYLE type="text/css">
    <!--89

    BODY {font-family:Arial, Helvetica, sans-serif}
    H1   {font-size:18px; color:green}
    -->
.....
</HEAD>
```

2. The <STYLE> element found in the document header to import a document's external style sheet:

```
<HEAD>
  <STYLE type="text/css">
    <!--
      : url (general.css) ;
    -->
.....
</HEAD>
```

3. The <LINK> element found in the header of the document to indicate a link to an external style sheet:

```
<HEAD>
  <LINK rel="stylesheet" type="text/css" href="default.css">
.....
</HEAD>
```

4. The `style` attribute is used to apply an inline style to selected text:

```
<P style="font-size:16pt"> text </P>
```

## <SUB>

[Attributes](#)

[Events](#)

[See also](#)

[Index](#)

[</...> closing tag required](#)

The <SUB> element displays the enclosed text as subscript (slightly below the baseline).

## <SUP>

[Attributes](#)

[Events](#)

[See also](#)

[Index](#)

[</...> closing tag required](#)

The <SUP> element displays enclosed text as superscript (slightly above the baseline).

## <TABLE>

[Attributes](#)

[Events](#)

[See also](#)

[Index](#)

[</...> closing tag required](#)

The <TABLE> element places a table in an HTML document. It contains many other elements necessary for defining a table: rows, columns, cells, etc.

## <TBODY>

[Attributes](#)

[Events](#)

[See also](#)

[Index](#)

</...> closing tag optional

The <TBODY> is used to define the table when there are <THEAD> and/or <TFOOT> elements in the table definition. A table can have several TBODY elements.

## <TD>

[Attributes](#)

[Events](#)

[See also](#)

[Index](#)

</...> closing tag optional

The <TD> element specifies text in a table cell.



## <TEXTAREA>

[Attributes](#)

[Events](#)

[See also](#)

[Index](#)

[</...> closing tag required](#)

The <TEXTAREA> element creates a multiline text area used to input information in a form.

## <TFOOT>

[Attributes](#)

[Events](#)

[See also](#)

[Index](#)

</...> closing tag optional

The <TFOOT> defines the foot of the table. It is made up of one or more rows at the bottom of the table. This element is optional, but if present, it must contain information about the table columns.

## <TH>

[Attributes](#)

[Events](#)

[See also](#)

[Index](#)

</...> closing tag optional

The <TH> element defines a header cell for a column or a row. By default, a header cell's content is centered and displayed in bold.

## <THEAD>

[Attributes](#)

[Events](#)

[See also](#)

[Index](#)

</...> closing tag optional

The <THEAD> element defines the table header. It is composed of one or several rows at the table header, as opposed to the <TH> element, which is applied at cell level. The table header is optional, but if present, it must contain information about the table columns.

## <TITLE>

[Attributes](#)

[Events](#)

[See also](#)

[Index](#)

[</...> closing tag required](#)

The <TITLE> element must be inserted once in the document header and serves to identify its content. It is suggested that the title be given a comprehensive name since it is displayed on the Web browser's title bar and is used to inform the user of the page contents.

## <TR>

[Attributes](#)

[Events](#)

[See also](#)

[Index](#)

</...> closing tag optional

The <TR> element inserts a new row in a table.

## <TT>

[Attributes](#)

[Events](#)

[See also](#)

[Index](#)

[</...> closing tag required](#)

The <TT> element displays text as «Teletype» or a typewriter style which uses a fixed-width font.

## <U>

[Attributes](#)

[Events](#)

[See also](#)

[Index](#)

[</...> closing tag required](#)

The <U> element underlines the text it encloses.

Note: This element was deprecated in HTML 4 and can be replaced with the use of styles.  
If the statement <!DOCTYPE ...> of an HTML document refers to W3C Strict DTD HTML 4.0 ("



## <UL>

[Attributes](#)

[Events](#)

[See also](#)

[Index](#)

[</...> closing tag required](#)

The <UL> element displays a bulleted list and each new item is introduced by the <LI> element.

Example:

### Code

```
<UL>  
  <LI>Item 1  
  <LI>Item 2  
  <LI>Item 3  
</UL>
```

### Result

- Item 1
- Item 2
- Item 3

## <VAR>

[Attributes](#)

[Events](#)

[See also](#)

[Index](#)

[</...> closing tag required](#)

the <VAR> element displays text in a special font to indicate that it is a variable. By default, text is displayed in a fixed-width font.

**<WBR>** [W3C](#)

[W3C](#)

[Attributes](#)

[See also](#)

[Index](#)

**</...> closing tag optional**

The <WBR> element is useful to indicate where a line break can take place inside of text enclosed in the <NOBR> [tags](#). It does not necessarily always result in a line break; rather it says that line breaks are allowed at this place.

Note:           The <WBR> element is interpreted both by Netscape Navigator and Microsoft Internet Explorer but is not part of the W3C HTML 4 Specification.

## <XMP>

[Attributes](#)

[Events](#)

[See also](#)

[Index](#)

[</...> closing tag required](#)

The <XMP> element displays text enclosed in fixed-width font to indicate said text is an example.

Note: This element was deprecated in HTML 4 and can be replaced with the use of styles. If the statement <!DOCTYPE ...> of an HTML document refers to W3C Strict DTD HTML 4.0 ("

**<RT>** [W3C](#)

[Attributes](#)

[Events](#)

[See also](#)

[Index](#)

**</...>** closing tag optional

**<RT>** element indicates that the text is an annotation for the **<RUBY>**element.

## <RUBY> W3C

[Attributes](#)

[Events](#)

[See also](#)

[Index](#)

[</...> closing tag required](#)

The <RUBY> element is used to insert an annotation or a note concerning the pronunciation of an element in the text. By default, this annotation is placed under the element of the related text, but its positioning can be changed using styles.

The annotation text must be indicated in the <RT> element.

**<XML>** W3C

[Index](#)

**</...>** closing tag required

<XML> is used to insert a XML island code in an HTML document.

## Attributes of element: <A>

<A>

accesskey

class

href

id

lang

name

rel

rev

style

tabindex

target

title

W3C W3C

charset

coords

dir

hreflang

shape

type

Internet Explorer W3C

datafld

datasrc

language

methods

urn



## Events of element: <A>

<A>

onblur  
onclick  
ondblclick  
onfocus  
onmousedown  
onmouseup  
onmouseover  
onmousemove  
onmouseout  
onkeypress  
onkeydown  
onkeyup

## Internet Explorer <sup>W3C</sup>

onbeforecopy  
onbeforecut  
onbeforeeditfocus  
onbeforepaste  
oncontextmenu  
oncopy  
oncut  
ondrag  
ondragend  
ondragenter  
ondragleave  
ondragover  
ondragstart  
ondrop  
onhelp  
onlosecapture  
onpaste  
onpropertychange  
onreadystatechange  
onresize  
onselectstart

Attributes of element: **<ABBR>** W3C  
**<ABBR>**

class

dir

id

lang

style

title

**Events of element: <ABBR>**

<ABBR>

onclick

ondblclick

onkeydown

onkeypress

onkeyup

onmousedown

onmousemove

onmouseout

onmouseover

onmouseup

Attributes of element: <ACRONYM>

<ACRONYM>

class

id

lang

style

title

W3C 

dir

Internet Explorer 

language

Events of element: <ACRONYM>

<ACRONYM>

onblur

onclick

ondblclick

onkeydown

onkeypress

onkeyup

onmousedown

onmousemove

onmouseout

onmouseover

onmouseup

Internet Explorer 

ondrag

ondragend

ondragenter

ondragleave

ondragover

ondragstart

ondrop

onhelp

onreadystatechange

onselectstart

Attributes of element: <ADDRESS>

<ADDRESS>

class

id

lang

style

title

W3C 

dir

Internet Explorer 

language

## Events of element: <ADDRESS>

### <ADDRESS>

onblur  
onclick  
ondblclick  
onfocus  
onkeydown  
onkeypress  
onkeyup  
onmousedown  
onmousemove  
onmouseout  
onmouseover  
onmouseup

### Internet Explorer <sup>W3C</sup>

onbeforecopy  
onbeforecut  
onbeforepaste  
oncontextmenu  
oncopy  
oncut  
ondrag  
ondragend  
ondragenter  
ondragleave  
ondragover  
ondragstart  
ondrop  
onhelp  
onlosecapture  
onpaste  
onpropertychange  
onreadystatechange  
onresize  
onselectstart

**Attributes of element: <APPLET>**

<APPLET>

align

alt

archive

code

codebase

height

hspace

id

name

object

style

title

vspace

width

**Navigator** <sup>W3C</sup>

mayscript

**Internet Explorer** <sup>W3C</sup>

datafld

datasrc

src



**Events of element: <APPLET>**  
<APPLET>

Internet Explorer <sup>W3C</sup>

onafterupdate  
onbeforecopy  
onbeforecut  
onbeforeeditfocus  
onbeforepaste  
onbeforeupdate  
onblur  
oncellchange  
onclick  
oncontextmenu  
oncopy  
oncut  
ondataavailable  
ondatasetchanged  
ondatasetcomplete  
ondblclick  
ondragstart  
onerrorupdate  
onfocus  
onhelp  
onkeydown  
onkeypress  
onkeyup  
onload  
onlosecapture  
onmousedown  
onmousemove  
onmouseout  
onmouseover  
onmouseup  
onpaste  
onpropertychange  
onreadystatechange  
onresize  
onrowenter  
onrowexit  
onrowsdelete  
onrowsinserted  
onscroll

**Attributes of element: <AREA>**

<AREA>

accesskey

alt

class

coords

href

id

lang

nohref

shape

style

tabindex

target

title

**W3C** W3C

dir

**Internet Explorer** W3C

language

## Events of element: <AREA>

### <AREA>

onblur  
onclick  
ondblclick  
onfocus  
onkeydown  
onkeypress  
onkeyup  
onmousedown  
onmousemove  
onmouseout  
onmouseover  
onmouseup

### Internet Explorer <sup>W3C</sup>

onbeforecopy  
onbeforecut  
onbeforeeditfocus  
onbeforepaste  
oncontextmenu  
oncopy  
oncut  
ondrag  
ondragend  
ondragenter  
ondragleave  
ondragover  
ondragstart  
ondrop  
onhelp  
onlosecapture  
onpaste  
onpropertychange  
onreadystatechange  
onselectstart

Attributes of element: <B>

<B>

class

id

lang

style

title

W3C 

dir

Internet Explorer 

language

## Events of element: <B>

<B>

onblur  
onclick  
ondblclick  
onfocus  
onkeydown  
onkeypress  
onkeyup  
onmousedown  
onmousemove  
onmouseout  
onmouseover  
onmouseup

Internet Explorer <sup>W3C</sup>

onbeforecopy  
onbeforecut  
onbeforepaste  
oncontextmenu  
oncopy  
oncut  
ondrag  
ondragend  
ondragenter  
ondragleave  
ondragover  
ondragstart  
ondrop  
onhelp  
onlosecapture  
onpaste  
onpropertychange  
onreadystatechange  
onresize  
onselectstart

Attributes of element: <BASE>

<BASE>

href

target

Events of element: <BASE>  
<BASE>

Internet Explorer <sup>W3C</sup>  
onreadystatechange

Attributes of element: <BASEFONT>

<BASEFONT>

class

color

face

id

size

Internet Explorer 

lang



Events of element: <BASEFONT>  
<BASEFONT>

Internet Explorer <sup>W3C</sup>  
onreadystatechange

**Attributes of element: <BDO>**

<BDO>

dir

id

lang

title

**W3C** 

class

style

## Events of element: <BDO>

### <BDO>

onblur  
onclick  
ondblclick  
onfocus  
onkeydown  
onkeypress  
onkeyup  
onmousedown  
onmousemove  
onmouseout  
onmouseover  
onmouseup

### Internet Explorer <sup>W3C</sup>

onafterupdate  
onbeforecopy  
onbeforecut  
onbeforepaste  
oncellchange  
oncontextmenu  
oncopy  
oncut  
ondrag  
ondragend  
ondragenter  
ondragleave  
ondragover  
ondragstart  
ondrop  
onerrorupdate  
onfilterchange  
onhelp  
onlosecapture  
onpaste  
onpropertychange  
onreadystatechange  
onscroll  
onselectstart

Attributes of element: <BGSOUND> [W3C](#)  
<BGSOUND>

balance

class

id

lang


loop

src

title

volume

Events of element: <BGSOUND>  
<BGSOUND>

Internet Explorer   
onreadystatechange

Attributes of element: <BIG>

<BIG>

class

id

lang

style

title

W3C 

dir

Internet Explorer 

language

## Events of element: <BIG>

### <BIG>

onblur  
onclick  
ondblclick  
onfocus  
onkeydown  
onkeypress  
onkeyup  
onmousedown  
onmousemove  
onmouseout  
onmouseover  
onmouseup

## Internet Explorer <sup>W3C</sup>

onbeforecopy  
onbeforecut  
onbeforepaste  
oncontextmenu  
oncopy  
oncut  
ondrag  
ondragend  
ondragenter  
ondragleave  
ondragover  
ondragstart  
ondrop  
onhelp  
onlosecapture  
onpaste  
onpropertychange  
onreadystatechange  
onresize  
onselectstart

Attributes of element: <BLINK> [W3C](#)  
<BLINK>

class

id

lang

style



Attributes of element: <BLOCKQUOTE>  
<BLOCKQUOTE>

class

id

lang

style

title

W3C [W3C](#)

cite

dir

Internet Explorer [W3C](#)

language

**Events of element: <BLOCKQUOTE>**  
**<BLOCKQUOTE>**

onblur  
onclick  
ondblclick  
onfocus  
onkeydown  
onkeypress  
onkeyup  
onmousedown  
onmousemove  
onmouseout  
onmouseover  
onmouseup

**Internet Explorer <sup>W3C</sup>**

onbeforecopy  
onbeforecut  
onbeforepaste  
oncontextmenu  
oncopy  
oncut  
ondrag  
ondragend  
ondragenter  
ondragleave  
ondragover  
ondragstart  
ondrop  
onhelp  
onlosecapture  
onpaste  
onpropertychange  
onreadystatechange  
onresize  
onselectstart

## Attributes of element: <BODY>

### <BODY>

[alink](#)

[background](#)

[bgcolor](#)

[class](#)

[id](#)

[lang](#)

[link](#)

[style](#)

[text](#)

[title](#)

[vlink](#)

## W3C W3C

[dir](#)

## Netscape Navigator W3C

[marginheight](#)

[marginwidth](#)

## Internet Explorer W3C

[bgproperties](#)

[bottommargin](#)

[language](#)

[leftmargin](#)

[rightmargin](#)

[scroll](#)

[topmargin](#)

## Events of element: <BODY>

### <BODY>

onclick  
ondblclick  
onkeydown  
onkeypress  
onkeyup  
onload  
onmousedown  
onmousemove  
onmouseout  
onmouseover  
onmouseup  
onunload

### Internet Explorer <sup>W3C</sup>

onafterprint  
onbeforeupdate  
onbeforecut  
onbeforepaste  
onbeforeprint  
onbeforeunload  
oncontextmenu  
oncut  
ondrag  
ondragend  
ondragenter  
ondragleave  
ondragover  
ondragstart  
ondrop  
onfilterchange  
onhelp  
onlosecapture  
onpaste  
onpropertychange  
onreadystatechange  
onrowenter  
onrowexit  
onscroll  
onselect  
onselectstart

**Attributes of element: <BR>**

<BR>

class

clear

id

style

title

## Events of element: <BR>

<BR>

onblur  
onclick  
ondblclick  
onfocus  
onkeydown  
onkeypress  
onkeyup  
onmousedown  
onmousemove  
onmouseout  
onmouseover  
onmouseup

## Internet Explorer <sup>W3C</sup>

onbeforecut  
onbeforepaste  
oncontextmenu  
oncopy  
oncut  
ondrag  
ondragend  
ondragenter  
ondragleave  
ondragover  
ondragstart  
ondrop  
onhelp  
onlosecapture  
onpaste  
onpropertychange  
onreadystatechange  
onresize  
onselectstart

## Attributes of element: <BUTTON>

### <BUTTON>

accesskey

class

disabled

id

lang

name

style

tabindex

title

type

value

**W3C** W3C

dir

**Internet Explorer** W3C

datafld

dataformatas

language

## Events of element: <BUTTON>

### <BUTTON>

onblur  
onclick  
ondblclick  
onfocus  
onkeydown  
onkeypress  
onkeyup  
onmousedown  
onmousemove  
onmouseout  
onmouseover  
onmouseup

### Intrinsic Events - <sup>W3C</sup>

onafterupdate  
onbeforecut  
onbeforeeditfocus  
onbeforepaste  
onbeforeupdate  
oncontextmenu  
oncut  
ondrag  
ondragend  
ondragleave  
ondragover  
ondragstart  
ondrop  
onfilterchange  
onhelp  
onlosecapture  
onpaste  
onpropertychange  
onreadystatechange  
onresize  
onrowenter  
onrowexit  
onselectstart



**Attributes of element: <CAPTION>**

<CAPTION>

align

class

id

lang

style

title

**W3C** <sup>W3C</sup>

dir

**Internet Explorer** <sup>W3C</sup>

language

valign

## Events of element: <CAPTION>

### <CAPTION>

onclick  
ondblclick  
onfocus  
onkeydown  
onkeypress  
onkeyup  
onmousedown  
onmousemove  
onmouseout  
onmouseover  
onmouseup

### Internet Explorer <sup>W3C</sup>

onblur  
onbeforeupdate  
onbeforecopy  
onbeforecut  
onbeforepaste  
onchange  
oncontextmenu  
oncopy  
oncut  
ondrag  
ondragend  
ondragenter  
ondragleave  
ondragover  
ondragstart  
ondrop  
onhelp  
onlosecapture  
onpaste  
onpropertychange  
onreadystatechange  
onresize  
onrowenter  
onrowexit  
onselectstart

**Attributes of element: <CENTER>**

<CENTER>

class

id

lang

style

title

**W3C** 

dir

**Internet Explorer** 

language

## Events of element: <CENTER>

### <CENTER>

onblur  
onclick  
ondblclick  
onfocus  
onkeydown  
onkeypress  
onkeyup  
onmousedown  
onmousemove  
onmouseout  
onmouseover  
onmouseup

### Internet Explorer <sup>W3C</sup>

onbeforecopy  
onbeforecut  
onbeforepaste  
oncontextmenu  
oncopy  
oncut  
ondrag  
ondragend  
ondragenter  
ondragleave  
ondragover  
ondragstart  
ondrop  
onhelp  
onlosecapture  
onpaste  
onpropertychange  
onreadystatechange  
onresize  
onselectstart

Attributes of element: <CITE>

<CITE>

class

id

lang

style

title

W3C 

dir

Internet Explorer 

language

## Events of element: <CITE>

### <CITE>

onblur  
onclick  
ondblclick  
onfocus  
onkeydown  
onkeypress  
onkeyup  
onmousedown  
onmousemove  
onmouseout  
onmouseover  
onmouseup

## Internet Explorer <sup>W3C</sup>

onbeforecopy  
onbeforecut  
onbeforepaste  
oncontextmenu  
oncopy  
oncut  
ondrag  
ondragend  
ondragenter  
ondragleave  
ondragover  
ondragstart  
ondrop  
onhelp  
onlosecapture  
onpaste  
onpropertychange  
onreadystatechange  
onresize  
onselectstart

Attributes of element: <CODE>

<CODE>

class

id

lang

style

title

W3C 

dir

Internet Explorer 

language

## Events of element: <CODE>

### <CODE>

onclick  
ondblclick  
onkeydown  
onkeypress  
onkeyup  
onmousedown  
onmousemove  
onmouseout  
onmouseover  
onmouseup

### Internet Explorer <sup>W3C</sup>

onbeforecopy  
onbeforecut  
onbeforepaste  
oncontextmenu  
oncopy  
oncut  
ondrag  
ondragend  
ondragenter  
ondragleave  
ondragover  
ondragstart  
ondrop  
onhelp  
onlosecapture  
onpaste  
onpropertychange  
onreadystatechange  
onresize  
onselectstart



**Attributes of element: <COL>**

<COL>

align

class

id

span

style

title

valign

width

**W3C** 

char

charoff

dir

lang

## Events of element: <COL>

### <COL>

W3C <sup>W3C</sup>

onclick

ondblclick

onkeydown

onkeypress

onkeyup

onmousedown

onmousemove

onmouseout

onmouseover

onmouseup

Internet Explorer <sup>W3C</sup>

onreadystatechange

**Attributes of element: <COLGROUP>**

**<COLGROUP>**

align

class

id

span

style

title

valign

width

**W3C** 

char

charoff

dir

lang

Events of element: <COLGROUP>  
<COLGROUP>

W3C 

onclick  
ondblclick  
onkeydown  
onkeypress  
onkeyup  
onmousedown  
onmousemove  
onmouseout  
onmouseover  
onmouseup


Internet Explorer 

onreadystatechange

Attributes of element: **<COMMENT>** [WS](#)  
**<COMMENT>**

id  
lang  
title

Events of element: <COMMENT>  
<COMMENT>

Internet Explorer   
onpropertychange  
onreadystatechange

**Attributes of element: <DD>**

<DD>

class

id

lang

style

title

**W3C** 

dir

**Internet Explorer** 

language

## Events of element: <DD>

<DD>

onblur  
onclick  
ondblclick  
onfocus  
onkeydown  
onkeypress  
onkeyup  
onmousedown  
onmousemove  
onmouseout  
onmouseover  
onmouseup

## Internet Explorer <sup>W3C</sup>

onbeforecopy  
onbeforecut  
onbeforepaste  
oncontextmenu  
oncopy  
oncut  
ondrag  
ondragend  
ondragenter  
ondragleave  
ondragover  
ondragstart  
ondrop  
onhelp  
onlosecapture  
onpaste  
onpropertychange  
onreadystatechange  
onresize  
onselectstart



Attributes of element: <DEL>

<DEL>

class

id

lang

style

title

W3C 

cite

datetime

dir

Internet Explorer 

language

**Events of element: <DEL>**

<DEL>

onblur

onclick

ondblclick

onfocus

onkeydown

onkeypress

onkeyup

onmousedown

onmousemove

onmouseout

onmouseover

onmouseup

**Internet Explorer** W3C

ondrag

ondragend

ondragenter

ondragleave

ondragover

ondragstart

ondrop

onhelp

onreadystatechange

onselectstart

Attributes of element: <DFN>

<DFN>

class

id

lang

style

title

W3C 

dir

Internet Explorer 

language

## Events of element: <DFN>

### <DFN>

onblur  
onclick  
ondblclick  
onfocus  
onkeydown  
onkeypress  
onkeyup  
onmousedown  
onmousemove  
onmouseout  
onmouseover  
onmouseup

### Internet Explorer <sup>W3C</sup>

onbeforecopy  
onbeforecut  
onbeforepaste  
oncontextmenu  
oncopy  
oncut  
ondrag  
ondragend  
ondragenter  
ondragleave  
ondragover  
ondragstart  
ondrop  
onhelp  
onlosecapture  
onpaste  
onpropertychange  
onreadystatechange  
onresize  
onselectstart

**Attributes of element: <DIR>**

<DIR>

class

id

lang

style

title

**W3C** W3C

compact

dir

**Internet Explorer** W3C

language

## Events of element: <DIR>

### <DIR>

onblur  
onclick  
ondblclick  
onfocus  
onkeydown  
onkeypress  
onkeyup  
onmousedown  
onmousemove  
onmouseout  
onmouseover  
onmouseup

### Internet Explorer <sup>W3C</sup>

onbeforecopy  
onbeforecut  
onbeforepaste  
oncontextmenu  
oncopy  
oncut  
ondrag  
ondragend  
ondragenter  
ondragleave  
ondragover  
ondragstart  
ondrop  
onhelp  
onlosecapture  
onpaste  
onpropertychange  
onreadystatechange  
onresize  
onselectstart

**Attributes of element: <DIV>**

<DIV>

align

class

id

lang

style

title

**W3C** <sup>W3C</sup>

dir

**Internet Explorer** <sup>W3C</sup>

datafld

dataformatas

datasrc

language

## Events of element: <DIV>

### <DIV>

onclick  
ondblclick  
onfocus  
onkeydown  
onkeypress  
onkeyup  
onmousedown  
onmousemove  
onmouseout  
onmouseover  
onmouseup

### Internet Explorer <sup>W3C</sup>

onblur  
onbeforeupdate  
onbeforecopy  
onbeforecut  
onbeforeeditfocus  
onbeforepaste  
oncontextmenu  
oncopy  
oncut  
ondrag  
ondragend  
ondragenter  
ondragleave  
ondragover  
ondragstart  
ondrop  
onfilterchange  
onhelp  
onlosecapture  
onpaste  
onpropertychange  
onreadystatechange  
onresize  
onrowenter  
onrowexit  
onscroll  
onselectstart



**Attributes of element: <DL>**

<DL>

class

compact

id

lang

style

title

**W3C** <sup>W3C</sup>

dir

**Internet Explorer** <sup>W3C</sup>

language

## Events of element: <DL>

### <DL>

onblur  
onclick  
ondblclick  
onfocus  
onkeydown  
onkeypress  
onkeyup  
onmousedown  
onmousemove  
onmouseout  
onmouseover  
onmouseup

### Internet Explorer <sup>W3C</sup>

onbeforecopy  
onbeforecut  
onbeforepaste  
oncontextmenu  
oncopy  
oncut  
ondrag  
ondragend  
ondragenter  
ondragleave  
ondragover  
ondragstart  
ondrop  
onhelp  
onlosecapture  
onpaste  
onpropertychange  
onreadystatechange  
onresize  
onselectstart

**Attributes of element: <DT>**

<DT>

class

id

lang

style

title

**W3C** 

dir

**Internet Explorer** 

language

## Events - <DT>

### <DT>

onblur  
onclick  
ondblclick  
onfocus  
onkeydown  
onkeypress  
onkeyup  
onmousedown  
onmousemove  
onmouseout  
onmouseover  
onmouseup

### Internet Explorer <sup>W3C</sup>

onbeforecopy  
onbeforecut  
onbeforepaste  
oncontextmenu  
oncopy  
oncut  
ondrag  
ondragend  
ondragenter  
ondragleave  
ondragover  
ondragstart  
ondrop  
onhelp  
onlosecapture  
onpaste  
onpropertychange  
onreadystatechange  
onresize  
onselectstart

Attributes of element: <EM>

<EM>

class

id

lang

style

title

W3C 

dir

Internet Explorer 

language

## Events of element: <EM>

### <EM>

onblur  
onclick  
ondblclick  
onfocus  
onkeydown  
onkeypress  
onkeyup  
onmousedown  
onmousemove  
onmouseout  
onmouseover  
onmouseup

### Internet Explorer <sup>W3C</sup>

onbeforecopy  
onbeforecut  
onbeforepaste  
oncontextmenu  
oncopy  
oncut  
ondrag  
ondragend  
ondragenter  
ondragleave  
ondragover  
ondragstart  
ondrop  
onhelp  
onlosecapture  
onpaste  
onpropertychange  
onreadystatechange  
onresize  
onselectstart

**Attributes of element: <EMBED>**

<EMBED>

align  
height  
hspace  
name  
src  
units  
vspace  
width

**Navigator** <sup>W3C</sup>

border  
frameborder  
hidden  
palette  
pluginspage  
pluginurl  
type

**Internet Explorer** <sup>W3C</sup>

alt  
class  
code  
codebase  
id  
style  
title

## Events of element: <EMBED>

### <EMBED>

onblur  
onclick  
ondblclick  
onfocus  
onload  
onmousedown  
onmousemove  
onmouseout  
onmouseover  
onmouseup

### Internet Explorer

onbeforecut  
onbeforepaste  
oncontextmenu  
oncut  
onlosecapture  
onpaste  
onpropertychange  
onreadystatechange  
onresize  
onscroll



**Attributes of element: <FIELDSET>**

**<FIELDSET>**

align

class

id

lang

style

title

**W3C** <sup>W3C</sup>

dir

**Internet Explorer** <sup>W3C</sup>

language

## Events of element: <FIELDSET>

### <FIELDSET>

[onclick](#)  
[ondblclick](#)  
[onkeydown](#)  
[onkeypress](#)  
[onkeyup](#)  
[onmousedown](#)  
[onmousemove](#)  
[onmouseout](#)  
[onmouseover](#)  
[onmouseup](#)

### Internet Explorer <sup>W3C</sup>

[onbeforecopy](#)  
[onbeforecut](#)  
[onbeforeeditfocus](#)  
[onbeforepaste](#)  
[onblur](#)  
[onchange](#)  
[oncontextmenu](#)  
[oncopy](#)  
[oncut](#)  
[ondrag](#)  
[ondragend](#)  
[ondragenter](#)  
[ondragleave](#)  
[ondragover](#)  
[ondragstart](#)  
[ondrop](#)  
[onfilterchange](#)  
[onfocus](#)  
[onhelp](#)  
[onlosecapture](#)  
[onpaste](#)  
[onpropertychange](#)  
[onreadystatechange](#)  
[onresize](#)  
[onscroll](#)  
[onselect](#)  
[onselectstart](#)

**Attributes of element: <FONT>**

<FONT>

class

color

face

id

lang

size

style

title

**W3C** W3C

dir

**Internet Explorer** W3C

language

**Navigator** W3C

point-size

weight

## Events of element: <FONT>

### <FONT>

onblur

onfocus

Internet Explorer 

onbeforecut

onbeforepaste

onclick

oncontextmenu

oncut

ondblclick

ondrag

ondragend

ondragenter

ondragleave

ondragover

ondragstart

ondrop

onhelp

onkeydown

onkeypress

onkeyup

onlosecapture

onmousedown

onmousemove

onmouseout

onmouseover

onmouseup

onpaste

onpropertychange

onreadystatechange

onselectstart

## Attributes of element: <FORM>

### <FORM>

action  
class  
enctype  
id  
lang  
name  
style  
target  
title

W3C <sup>W3C</sup>

accept-charset  
dir

Internet Explorer <sup>W3C</sup>

language

## Events - <FORM>

### <FORM>

onblur  
onclick  
ondblclick  
onfocus  
onkeydown  
onkeypress  
onkeyup  
onmousedown  
onmousemove  
onmouseout  
onmouseover  
onmouseup  
onreset  
onsubmit

### Internet Explorer <sup>W3C</sup>

onbeforecopy  
onbeforecut  
onbeforepaste  
oncontextmenu  
oncopy  
oncut  
ondrag  
ondragend  
ondragenter  
ondragleave  
ondragover  
ondragstart  
ondrop  
onhelp  
onlosecapture  
onpaste  
onpropertychange  
onreadystatechange  
onresize  
onselectstart

**Attributes of element: <FRAME>**

**<FRAME>**

bordercolor  
class  
frameborder  
id  
marginheight  
marginwidth  
name  
noresize  
scrolling  
src  
style  
title

**W3C** 


longdesc

**Internet Explorer** 

datafld  
datasrc  
language

**Events of element: <FRAME>**  
<FRAME>

onblur  
onfocus

Internet Explorer   
onreadystatechange  
onresize



## Attributes of element: <FRAMESET>

### <FRAMESET>

border

bordercolor

class

cols

frameborder

id

rows

title

W3C 

style

Internet Explorer 

framespacing

lang

language

**Events of element: <FRAMESET>**  
<FRAMESET>

onblur  
onfocus  
onload  
onunload

Internet Explorer W3C

onafterprint  
onbeforeprint  
onbeforeunload

**Attributes of element: <H1 à H6>**

<H1 à H6>

align

class

id

lang

style

title

**W3C** <sup>W3C</sup>

dir

**Internet Explorer** <sup>W3C</sup>

language

## Events of element: <H1> à <H6>

### <H1 à H6>

onblur  
onclick  
ondblclick  
onfocus  
onkeydown  
onkeypress  
onkeyup  
onmousedown  
onmousemove  
onmouseout  
onmouseover  
onmouseup

### Internet Explorer <sup>W3C</sup>

onbeforecopy  
onbeforecut  
onbeforepaste  
oncontextmenu  
oncopy  
oncut  
ondrag  
ondragend  
ondragenter  
ondragleave  
ondragover  
ondragstart  
ondrop  
onhelp  
onlosecapture  
onpaste  
onpropertychange  
onreadystatechange  
onresize  
onselectstart

Attributes of element: <HEAD>

<HEAD>

W3C 

dir

lang

profile

Internet Explorer 

class

id

title

Events of element: <HEAD>  
<HEAD>

Internet Explorer <sup>W3C</sup>  
onreadystatechange

**Attributes of element: <HR>**

<HR>

align

class

id

noshade

size

style

title

width

**W3C** W3C

lang

**Internet Explorer** W3C

color

language

## Events of element: <HR>

<HR>

onclick

ondblclick

onkeydown

onkeypress

onkeyup

onmousedown

onmousemove

onmouseout

onmouseover

onmouseup

Internet Explorer 

onbeforeupdate

ondragstart

onfocus

onhelp

onresize

onrowenter

onrowexit

onselectstart



Attributes of element: <HTML>

<HTML>

W3C 

dir

lang

version

Internet Explorer 

title

Events of element: <HTML>  
<HTML>

Internet Explorer <sup>W3C</sup>  
onreadystatechange

Attributes of element: `<HTMLAREA>` <sup>W3C</sup>  
`<HTMLAREA>`

accesskey

class

cols

datafld

datasrc

disabled

id

lang

language

name

readonly

rows

style

tabindex

title

wrap

## Events - <HTMLAREA>

### <HTMLAREA>

onchange

onblur

onfocus

onselect

**Attributes of element: <I>**

<I>

class

id

lang

style

title

**W3C** 

dir

**Internet Explorer** 

language

## Events of element: <I>

<I>

onblur  
onclick  
ondblclick  
onfocus  
onkeydown  
onkeypress  
onkeyup  
onmousedown  
onmousemove  
onmouseout  
onmouseover  
onmouseup

## Internet Explorer <sup>W3C</sup>

onbeforecopy  
onbeforecut  
onbeforepaste  
oncontextmenu  
oncopy  
oncut  
ondrag  
ondragend  
ondragenter  
ondragleave  
ondragover  
ondragstart  
ondrop  
onhelp  
onlosecapture  
onpaste  
onpropertychange  
onreadystatechange  
onresize  
onselectstart

## Attributes of element: <IFRAME>

### <IFRAME>

align  
class  
height  
id  
marginheight  
marginwidth  
name  
scrolling  
src  
style  
title  
width

W3C 

longdesc

Internet Explorer 

datafld  
datasrc  
frameborder  
framespacing  
hspace  
lang  
noresize  
vspace

Events of element: <IFRAME>

<IFRAME>

onblur

onfocus



Attributes of element: <ILAYER> [W3C](#)  
<ILAYER>

above

background

below

bgcolor

clip

height

id

left

pagex

pagey

src

top

visibility

width

z-index

**Events of element: <ILAYER>**

<ILAYER>

onblur

onfocus

onload

onmouseout

onmouseover

## Attributes of element: <IMG>

<IMG>

align  
alt  
border  
class  
height  
hspace  
id  
ismap  
lang  
lowsrc  
src  
style  
title  
usemap  
vspace  
width

**W3C** <sup>W3C</sup>

dir  
longdesc

**Internet Explorer** <sup>W3C</sup>

controls  
datafld  
datasrc  
dynsrc  
language  
loop  
loopdelay  
start

**Navigator** <sup>W3C</sup>

suppress

## Events of element: <IMG>

### <IMG>

onclick  
ondblclick  
onkeydown  
onkeypress  
onkeyup  
onmousedown  
onmousemove  
onmouseout  
onmouseover  
onmouseup

## Internet Explorer <sup>W3C</sup>

onabort  
onbeforeupdate  
onbeforecopy  
onbeforecut  
onbeforepaste  
onblur  
oncontextmenu  
oncopy  
oncut  
ondrag  
ondragend  
ondragenter  
ondragleave  
ondragover  
ondragstart  
ondrop  
onerror  
onfilterchange  
onfocus  
onhelp  
onload  
onlosecapture  
onpaste  
onpropertychange  
onreadystatechange  
onresize  
onrowenter  
onrowexit  
onselectstart

**Attributes of element: <INPUT>**

<INPUT>

accesskey

align

alt

checked

class

disabled

id

lang

maxlength

name

readonly

size

src

style

tabindex

title

type

usemap

value

**W3C** W3C

accept

dir

**Internet Explorer** W3C

dynsrc

language

lowsrc

## Events of element: <INPUT>

### <INPUT>

onblur  
onchange  
onclick  
ondblclick  
onfocus  
onkeydown  
onkeypress  
onkeyup  
onmousedown  
onmousemove  
onmouseout  
onmouseover  
onmouseup

### Intrinsic Events -

onafterupdate  
onbeforecut  
onbeforeeditfocus  
onbeforepaste  
onbeforeupdate  
oncontextmenu  
oncut  
ondrag  
ondragend  
ondragleave  
ondragover  
ondragstart  
ondrop  
onerrorupdate  
onfilterchange  
onhelp  
onlosecapture  
onpaste  
onpropertychange  
onreadystatechange  
onresize  
onselect  
onselectstart

Attributes of element: <INS>

<INS>

class

id

lang

style

title

W3C 

cite

datetime

dir

Internet Explorer 

language

## Events of element: <INS>

### <INS>

onblur  
onclick  
ondblclick  
onfocus  
onkeydown  
onkeypress  
onkeyup  
onmousedown  
onmousemove  
onmouseout  
onmouseover  
onmouseup

### Internet Explorer W3C

ondragstart  
onhelp  
onreadystatechange  
onselectstart



**Attributes of element: <ISINDEX>**

<ISINDEX>

class

id

lang

prompt

style


title

**W3C** 

dir

Events of element: <ISINDEX>  
<ISINDEX>

onblur  
onfocus

Internet Explorer   
onreadystatechange  
onresize

Attributes of element: <KBD>

<KBD>

class

id

lang

style

title

W3C 

dir

Internet Explorer 

language

## Events of element: <KBD>

### <KBD>

onblur  
onclick  
ondblclick  
onfocus  
onkeydown  
onkeypress  
onkeyup  
onmousedown  
onmousemove  
onmouseout  
onmouseover  
onmouseup

## Internet Explorer <sup>W3C</sup>

onbeforecut  
onbeforepaste  
oncontextmenu  
oncut  
ondrag  
ondragend  
ondragenter  
ondragleave  
ondragover  
ondragstart  
ondrop  
onhelp  
onlosecapture  
onpaste  
onpropertychange  
onreadystatechange  
onresize  
onselectstart

Attributes of element: <KEYGEN> W3C  
<KEYGEN>

challenge  
name

**Attributes of element: <LABEL>**

<LABEL>

accesskey

class

for

id

lang

style

title

**W3C** W3C

dir

**Internet Explorer** W3C

datafld

dataformatas

datasrc

language

## Events of element: <LABEL>

### <LABEL>

[onclick](#)  
[ondblclick](#)  
[onfocus](#)  
[onkeydown](#)  
[onkeypress](#)  
[onkeyup](#)  
[onmousedown](#)  
[onmousemove](#)  
[onmouseout](#)  
[onmouseover](#)  
[onmouseup](#)

W3C <sup>W3C</sup>

[onblur](#)

Internet Explorer <sup>W3C</sup>

[onbeforecopy](#)  
[onbeforecut](#)  
[onbeforepaste](#)  
[oncontextmenu](#)  
[oncopy](#)  
[oncut](#)  
[ondrag](#)  
[ondragend](#)  
[ondragenter](#)  
[ondragleave](#)  
[ondragover](#)  
[ondragstart](#)  
[ondrop](#)  
[onhelp](#)  
[onlosecapture](#)  
[onpaste](#)  
[onpropertychange](#)  
[onreadystatechange](#)  
[onresize](#)  
[onselectstart](#)

Attributes of element: <LAYER> <sup>W3C</sup>  
<LAYER>

above

background

below

bgcolor

clip

height

id

left

pagex

pagey

src

top

visibility

width

z-index



**Events of element: <LAYER>**

<LAYER>

onblur

onfocus

onload

onmouseout

onmouseover

**Attributes of element: <LEGEND>**

<LEGEND>

accesskey

align

class

id

lang

style

title

**W3C** W3C

dir

**Internet Explorer** W3C

language

valign

## Events of element: <LEGEND>

### <LEGEND>

onblur  
onclick  
ondblclick  
onfocus  
onkeydown  
onkeypress  
onkeyup  
onmousedown  
onmousemove  
onmouseout  
onmouseover  
onmouseup

### Internet Explorer <sup>W3C</sup>

onbeforecopy  
onbeforecut  
onbeforepaste  
oncontextmenu  
oncopy  
oncut  
ondragstart  
onhelp  
onlosecapture  
onpaste  
onpropertychange  
onreadystatechange  
onresize  
onselectstart

**Attributes of element: <LI>**

<LI>

class

id

lang

style

title

type

value

**W3C** 

dir

**Internet Explorer** 

language

## Events of element: <LI>

<LI>

onblur  
onclick  
ondblclick  
onfocus  
onkeydown  
onkeypress  
onkeyup  
onmousedown  
onmousemove  
onmouseout  
onmouseover  
onmouseup

### Internet Explorer <sup>W3C</sup>

onbeforecopy  
onbeforecut  
onbeforepaste  
oncontextmenu  
oncopy  
oncut  
ondrag  
ondragend  
ondragenter  
ondragleave  
ondragover  
ondragstart  
ondrop  
onhelp  
onlosecapture  
onpaste  
onpropertychange  
onreadystatechange  
onresize  
onselectstart

## Attributes of element: <LINK>

<LINK>

href

id

media

rel

style

title

type

**W3C** <sup>W3C</sup>

charset

class

dir

hreflang

lang

rev

target

**Internet Explorer** <sup>W3C</sup>

disabled

**Events of element: <LINK>**

<LINK>

onclick

ondblclick

onkeydown

onkeypress

onkeyup

onmousedown

onmousemove

onmouseout

onmouseover

onmouseup

Internet Explorer 

onreadystatechange

Attributes of element: <LISTING> <sup>W3C</sup>  
<LISTING>

class

id

lang

language

style

title



**Events of element: <LISTING>**  
<LISTING>

Internet Explorer <sup>W3C</sup>

onbeforecopy  
onbeforecut  
onbeforepaste  
onblur  
onclick  
oncontextmenu  
oncopy  
oncut  
ondblclick  
ondrag  
ondragend  
ondragenter  
ondragleave  
ondragover  
ondragstart  
ondrop  
onfocus  
onhelp  
onkeydown  
onkeypress  
onkeyup  
onlosecapture  
onmousedown  
onmousemove  
onmouseout  
onmouseover  
onmouseup  
onpaste  
onpropertychange  
onreadystatechange  
onresize  
onselectstart

Attributes of element: <MAP>

<MAP>

class

id

lang

name

style

title

W3C [W3C](#)

dir

Internet Explorer [W3C](#)

language

## Events of element: <MAP>

### <MAP>

[onclick](#)  
[ondblclick](#)  
[onkeydown](#)  
[onkeypress](#)  
[onkeyup](#)  
[onmousedown](#)  
[onmousemove](#)  
[onmouseout](#)  
[onmouseover](#)  
[onmouseup](#)

### Internet Explorer

[onbeforecut](#)  
[onbeforepaste](#)  
[oncut](#)  
[ondrag](#)  
[ondragend](#)  
[ondragenter](#)  
[ondragleave](#)  
[ondragover](#)  
[ondragstart](#)  
[ondrop](#)  
[onhelp](#)  
[onlosecapture](#)  
[onpaste](#)  
[onpropertychange](#)  
[onreadystatechange](#)  
[onscroll](#)  
[onselectstart](#)

Attributes of element: **<MARQUEE>** W3C  
<MARQUEE>

behavior  
bgscolor  
class  
datafld  
dataformatas  
datasrc  
direction  
height  
hspace  
id  
lang  
language  
loop  
scrolldelay  
scrollamount  
style  
title  
truespeed  
vspace  
width

## Events of element: <MARQUEE>

### <MARQUEE>

Internet Explorer <sup>W3C</sup>

onbeforeupdate  
onbeforecut  
onbeforeeditfocus  
onbeforepaste  
onblur  
onclick  
oncontextmenu  
oncut  
ondblclick  
ondrag  
ondragend  
ondragenter  
ondragleave  
ondragover  
ondragstart  
ondrop  
onfilterchange  
onfinish  
onfocus  
onhelp  
onkeydown  
onkeypress  
onkeyup  
onlosecapture  
onmousedown  
onmousemove  
onmouseout  
onmouseover  
onmouseup  
onpaste  
onpropertychange  
onreadystatechange  
onresize  
onrowenter  
onrowexit  
onscroll  
onselectstart  
onstart

**Attributes of element: <MENU>**

<MENU>

class

compact

id

lang

style

title

**W3C** W3C

dir

**Internet Explorer** W3C

language

## Events of element: <MENU>

### <MENU>

onblur  
onclick  
ondblclick  
onfocus  
onkeydown  
onkeypress  
onkeyup  
onmousedown  
onmousemove  
onmouseout  
onmouseover  
onmouseup

### Internet Explorer <sup>W3C</sup>

onbeforecopy  
onbeforecut  
onbeforepaste  
oncontextmenu  
oncopy  
oncut  
ondrag  
ondragend  
ondragenter  
ondragleave  
ondragover  
ondragstart  
ondrop  
onhelp  
onlosecapture  
onpaste  
onpropertychange  
onreadystatechange  
onresize  
onselectstart

**Attributes of element: <META>**

<META>

content  
http-equiv  
name

**W3C** W3C

dir  
lang  
scheme

**Internet Explorer** W3C

language  
title  
url



Attributes of element: <MULTICOLS> W3C  
<MULTICOLS>

cols  
gutter  
width

Attributes of element: <NOBR>

<NOBR>

Internet Explorer 

id

style

title

## Events of element: <NOBR>

### <NOBR>

onclick  
ondblclick  
onfocus  
onkeydown  
onkeypress  
onkeyup  
onmousedown  
onmousemove  
onmouseout  
onmouseover  
onmouseup

### Internet Explorer <sup>W3C</sup>

onbeforecopy  
onbeforecut  
onbeforepaste  
oncontextmenu  
oncopy  
oncut  
ondrag  
ondragend  
ondragenter  
ondragleave  
ondragover  
ondragstart  
ondrop  
onhelp  
onlosecapture  
onpaste  
onpropertychange  
onreadystatechange  
onresize  
onselectstart

Attributes of element: <NOFRAMES>

<NOFRAMES>

id  
style  
title

W3C 

class  
dir  
lang

**Events of element: <NOFRAMES>**

**<NOFRAMES>**

onclick

ondblclick

onkeydown

onkeypress

onkeyup

onmousedown

onmousemove

onmouseout

onmouseover

onmouseup

onreadystatechange

Attributes of element: <NOSCRIPT>

<NOSCRIPT>

id  
style  
title

W3C 

class  
dir  
lang

**Events of element: <NOSCRIPT>**

**<NOSCRIPT>**

onclick

ondblclick

onkeydown

onkeypress

onkeyup

onmousedown

onmousemove

onmouseout

onmouseover

onmouseup

onreadystatechange

**Attributes of element: <OBJECT>**

**<OBJECT>**

[align](#)  
[class](#)  
[classid](#)  
[codebase](#)  
[codetype](#)  
[data](#)  
[height](#)  
[id](#)  
[lang](#)  
[name](#)  
[style](#)  
[tabindex](#)  
[title](#)  
[type](#)  
[width](#)

**W3C <sup>W3C</sup>**

[accesskey](#)  
[archive](#)  
[border](#)  
[declare](#)  
[dir](#)  
[hspace](#)  
[stanby](#)  
[usemap](#)  
[vspace](#)

**Internet Explorer <sup>W3C</sup>**

[datafld](#)  
[datasrc](#)  
[language](#)



## Events of element: <OBJECT>

### <OBJECT>

onblur  
onclick  
ondblclick  
onkeydown  
onkeypress  
onkeyup  
onmousedown  
onmousemove  
onmouseout  
onmouseover  
onmouseup

### Internet Explorer <sup>W3C</sup>

onafterupdate  
onbeforeeditfocus  
onbeforeupdate  
oncellchange  
ondataavailable  
ondatastoragechanged  
ondatastoragecomplete  
ondrag  
ondragend  
ondragenter  
ondragleave  
ondragover  
ondragstart  
ondrop  
onerror  
onfocus  
onhelp  
onlosecapture  
onpropertychange  
onreadystatechange  
onresize  
onrowenter  
onrowexit  
onrowsdelete  
onrowsinserted  
onscroll  
onselectstart

**Attributes of element: <OL>**

<OL>

class

compact

id

lang

start

style

title

type

**W3C** 

dir

**Internet Explorer** 

language

## Events of element: <OL>

### <OL>

onblur  
onclick  
ondblclick  
onfocus  
onkeydown  
onkeypress  
onkeyup  
onmousedown  
onmousemove  
onmouseout  
onmouseover  
onmouseup

### Internet Explorer <sup>W3C</sup>

onbeforecopy  
onbeforecut  
onbeforepaste  
oncontextmenu  
oncopy  
oncut  
ondrag  
ondragend  
ondragenter  
ondragleave  
ondragover  
ondragstart  
ondrop  
onhelp  
onlosecapture  
onpaste  
onpropertychange  
onreadystatechange  
onresize  
onselectstart

Attributes of element: **<OPTGROUP>** [W3C](#)  
**<OPTGROUP>**

class

dir

disabled

id

label

lang

style

title

**Events of element: <OPGROUP>**  
**<OPTGROUP>**

onclick  
ondblclick  
onkeydown  
onkeypress  
onkeyup  
onmousedown  
onmousemove  
onmouseout  
onmouseover  
onmouseup

**Attributes of element: <OPTION>**

<OPTION>

class

id

selected

value

**W3C** W3C

dir

disabled

label

lang

style

title

**Internet Explorer** W3C

language

**Events of element: <OPTION>**

<OPTION>

onclick

ondblclick

onkeydown

onkeypress

onkeyup

onmousedown

onmousemove

onmouseout

onmouseover

onmouseup

**Internet Explorer** 

ondragstart

onlosecapture

onpropertychange

onreadystatechange

onselectstart

**Attributes of element: <P>**

<P>

align

class

id

lang

style

title

**W3C** W3C

dir

**Internet Explorer** W3C

language



## Events of element: <P>

<P>

onblur  
onclick  
ondblclick  
onfocus  
onkeydown  
onkeypress  
onkeyup  
onmousedown  
onmousemove  
onmouseout  
onmouseover  
onmouseup

## Internet Explorer <sup>W3C</sup>

onbeforecopy  
onbeforecut  
onbeforepaste  
oncontextmenu  
oncopy  
oncut  
ondrag  
ondragend  
ondragenter  
ondragleave  
ondragover  
ondragstart  
ondrop  
onhelp  
onlosecapture  
onpaste  
onpropertychange  
onreadystatechange  
onresize  
onselectstart

**Attributes of element: <PARAM>**

<PARAM>

name

value

**W3C** 

id

type

valueType

**Internet Explorer** 

datafld

dataformatas

datasrc

Attributes of element: <PLAINTEXT>  
<PLAINTEXT>

Internet Explorer <sup>W3C</sup>

class

id

lang

language

style

title

## Events of element: <PLAINTEXT>

### <PLAINTEXT>

onblur  
onfocus

Internet Explorer 

onbeforecopy  
onbeforecut  
onbeforepaste  
onclick  
oncontextmenu  
oncopy  
oncut  
ondblclick  
ondrag  
ondragend  
ondragenter  
ondragleave  
ondragover  
ondragstart  
ondrop  
onhelp  
onkeydown  
onkeypress  
onkeyup  
onlosecapture  
onmousedown  
onmousemove  
onmouseout  
onmouseover  
onmouseup  
onpaste  
onpropertychange  
onreadystatechange  
onselectstart

**Attributes of element: <PRE>**

<PRE>

class

id

lang

style

title

width

**W3C** <sup>W3C</sup>

dir

**Internet Explorer** <sup>W3C</sup>

language

**Navigator** <sup>W3C</sup>

cols

wrap

## Events of element: <PRE>

### <PRE>

onblur  
onclick  
ondblclick  
onfocus  
onkeydown  
onkeypress  
onkeyup  
onmousedown  
onmousemove  
onmouseout  
onmouseover  
onmouseup

## Internet Explorer <sup>W3C</sup>

onbeforecopy  
onbeforecut  
onbeforepaste  
oncontextmenu  
oncopy  
oncut  
ondrag  
ondragend  
ondragenter  
ondragleave  
ondragover  
ondragstart  
ondrop  
onhelp  
onlosecapture  
onpaste  
onpropertychange  
onreadystatechange  
onresize  
onselectstart

**Attributes of element: <Q>**

<Q>

[cite](#)  
[class](#)  
[id](#)  
[lang](#)  
[style](#)  
[title](#)

**W3C** <sup>W3C</sup>

[dir](#)

**Internet Explorer** <sup>W3C</sup>

[language](#)

## Events of element: <Q>

<Q>

onblur  
onclick  
ondblclick  
onfocus  
onkeydown  
onkeypress  
onkeyup  
onmousedown  
onmousemove  
onmouseout  
onmouseover  
onmouseup

Internet Explorer <sup>W3C</sup>

ondrag  
ondragend  
ondragenter  
ondragleave  
ondragover  
ondragstart  
ondrop  
onhelp  
onreadystatechange  
onselectstart



Attributes of element: <S>

<S>

class

id

lang

style

title

W3C 

dir

Internet Explorer 

language

## Events of element: <S>

<S>

onblur  
onclick  
ondblclick  
onfocus  
onkeydown  
onkeypress  
onkeyup  
onmousedown  
onmousemove  
onmouseout  
onmouseover  
onmouseup

### Internet Explorer <sup>W3C</sup>

onbeforecopy  
onbeforecut  
onbeforepaste  
oncontextmenu  
oncopy  
oncut  
ondrag  
ondragend  
ondragenter  
ondragleave  
ondragover  
ondragstart  
ondrop  
onhelp  
onlosecapture  
onpaste  
onpropertychange  
onreadystatechange  
onresize  
onselectstart

Attributes of element: <SAMP>

<SAMP>

class

id

lang

style

title

W3C 

dir

Internet Explorer 

language

## Events of element: <SAMP>

### <SAMP>

onblur  
onclick  
ondblclick  
onfocus  
onkeydown  
onkeypress  
onkeyup  
onmousedown  
onmousemove  
onmouseout  
onmouseover  
onmouseup

### Internet Explorer <sup>W3C</sup>

onbeforecopy  
onbeforecut  
onbeforepaste  
oncontextmenu  
oncopy  
oncut  
ondrag  
ondragend  
ondragenter  
ondragleave  
ondragover  
ondragstart  
ondrop  
onhelp  
onlosecapture  
onpaste  
onpropertychange  
onreadystatechange  
onresize  
onselectstart

**Attributes of element: <SCRIPT>**

<SCRIPT>

defer

language

src

title

**W3C** W3C

charset

**Internet Explorer** W3C

event

for

type

**Events of element: <SCRIPT>**  
<SCRIPT>

onload

Internet Explorer W3C

onpropertychange

onreadystatechange

**Attributes of element: <SELECT>**

<SELECT>

class  
disabled  
id  
lang  
multiple  
name  
size  
style  
title

**W3C** W3C

dir  
tabindex

**Internet Explorer** W3C

accesskey  
align  
datafld  
datasrc  
language

## Events of element: <SELECT>

### <SELECT>

onblur  
onchange  
onclick  
ondblclick  
onfocus  
onkeydown  
onkeypress  
onkeyup  
onmousedown  
onmousemove  
onmouseout  
onmouseover  
onmouseup

### Internet Explorer

onafterupdate  
onbeforecut  
onbeforepaste  
onbeforeupdate  
oncontextmenu  
oncut  
ondrag  
ondragend  
ondragleave  
ondragover  
ondragstart  
ondrop  
onhelp  
onlosecapture  
onpaste  
onpropertychange  
onreadystatechange  
onresize  
onrowenter  
onrowexit  
onscroll  
onselectstart



**Attributes of element: <SMALL>**

<SMALL>

class

id

lang

style

title

**W3C** 

dir

**Internet Explorer** 

language

## Events of element: <SMALL>

### <SMALL>

onblur  
onclick  
ondblclick  
onfocus  
onkeydown  
onkeypress  
onkeyup  
onmousedown  
onmousemove  
onmouseout  
onmouseover  
onmouseup

### Internet Explorer <sup>W3C</sup>

onbeforecopy  
onbeforecut  
onbeforepaste  
oncontextmenu  
oncopy  
oncut  
ondrag  
ondragend  
ondragenter  
ondragleave  
ondragover  
ondragstart  
ondrop  
onhelp  
onlosecapture  
onpaste  
onpropertychange  
onreadystatechange  
onresize  
onselectstart

Attributes of element: `<SPACER>` [W3C](#)  
`<SPACER>`

align  
height  
size  
type  
width

Attributes of element: <SPAN>

<SPAN>

class

id

lang

style

title

W3C 

dir

Internet Explorer 

datafld

dataformatas

datasrc

language

## Events of element: <SPAN>

### <SPAN>

onblur  
onclick  
ondblclick  
onfocus  
onkeydown  
onkeypress  
onkeyup  
onmousedown  
onmousemove  
onmouseout  
onmouseover  
onmouseup

### Internet Explorer <sup>W3C</sup>

onbeforecopy  
onbeforecut  
onbeforepaste  
oncontextmenu  
oncopy  
oncut  
ondrag  
ondragend  
ondragenter  
ondragleave  
ondragover  
ondragstart  
ondrop  
onfilterchange  
onhelp  
onlosecapture  
onpaste  
onpropertychange  
onreadystatechange  
onresize  
onselectstart

Attributes of element: <STRIKE>

<STRIKE>

class

id

lang

style

title

W3C 

dir

Internet Explorer 

language

## Events - <STRIKE>

### <STRIKE>

onblur  
onclick  
ondblclick  
onfocus  
onkeydown  
onkeypress  
onkeyup  
onmousedown  
onmousemove  
onmouseout  
onmouseover  
onmouseup

### Internet Explorer <sup>W3C</sup>

onbeforecopy  
onbeforecut  
onbeforepaste  
oncontextmenu  
oncopy  
oncut  
ondrag  
ondragend  
ondragenter  
ondragleave  
ondragover  
ondragstart  
ondrop  
onhelp  
onlosecapture  
onpaste  
onpropertychange  
onreadystatechange  
onresize  
onselectstart

Attributes of element: **<STRONG>**

**<STRONG>**

class

id

lang

style

title

W3C 

dir

Internet Explorer 

language



## Events - <STRONG> <STRONG>

[onblur](#)  
[onclick](#)  
[ondblclick](#)  
[onfocus](#)  
[onkeydown](#)  
[onkeypress](#)  
[onkeyup](#)  
[onmousedown](#)  
[onmousemove](#)  
[onmouseout](#)  
[onmouseover](#)  
[onmouseup](#)

### Internet Explorer <sup>W3C</sup>

[onbeforecopy](#)  
[onbeforecut](#)  
[onbeforepaste](#)  
[oncontextmenu](#)  
[oncopy](#)  
[oncut](#)  
[ondrag](#)  
[ondragend](#)  
[ondragenter](#)  
[ondragleave](#)  
[ondragover](#)  
[ondragstart](#)  
[ondrop](#)  
[onhelp](#)  
[onlosecapture](#)  
[onpaste](#)  
[onpropertychange](#)  
[onreadystatechange](#)  
[onresize](#)  
[onselectstart](#)

**Attributes of element: <STYLE>**

<STYLE>

media

title

type

**W3C** W3C

dir

lang

**Internet Explorer** W3C

disabled

Events of element: <STYLE>  
<STYLE>

Internet Explorer   
onerror

Attributes of element: <SUB>

<SUB>

class

id

lang

style

title

W3C 

dir

Internet Explorer 

language

## Events of element: <SUB>

### <SUB>

onblur  
onclick  
ondblclick  
onfocus  
onkeydown  
onkeypress  
onkeyup  
onmousedown  
onmousemove  
onmouseout  
onmouseover  
onmouseup

### Internet Explorer <sup>W3C</sup>

onbeforecopy  
onbeforecut  
onbeforepaste  
oncontextmenu  
oncopy  
oncut  
ondrag  
ondragend  
ondragenter  
ondragleave  
ondragover  
ondragstart  
ondrop  
onhelp  
onlosecapture  
onpaste  
onpropertychange  
onreadystatechange  
onresize  
onselectstart

Attributes of element: <SUP>

<SUP>

class

id

lang

style

title

W3C 

dir

Internet Explorer 

language

## Events of element: <SUP>

### <SUP>

onblur  
onclick  
ondblclick  
onfocus  
onkeydown  
onkeypress  
onkeyup  
onmousedown  
onmousemove  
onmouseout  
onmouseover  
onmouseup

### Internet Explorer <sup>W3C</sup>

onbeforecopy  
onbeforecut  
onbeforepaste  
oncontextmenu  
oncopy  
oncut  
ondrag  
ondragend  
ondragenter  
ondragleave  
ondragover  
ondragstart  
ondrop  
onhelp  
onlosecapture  
onpaste  
onpropertychange  
onreadystatechange  
onresize  
onselectstart

## Attributes of element: <TABLE>

### <TABLE>

[align](#)  
[bgcolor](#)  
[border](#)  
[cellpadding](#)  
[cellspacing](#)  
[class](#)  
[cols](#)  
[frame](#)  
[id](#)  
[lang](#)  
[rules](#)  
[style](#)  
[title](#)  
[width](#)

## W3C <sup>W3C</sup>

[dir](#)  
[summary](#)

## Internet Explorer <sup>W3C</sup>

[background](#)  
[bordercolor](#)  
[bordercolordark](#)  
[bordercolorlight](#)  
[datapagesize](#)  
[datasrc](#)  
[language](#)



## Events of element: <TABLE>

### <TABLE>

onclick  
ondblclick  
onfocus  
onkeydown  
onkeypress  
onkeyup  
onmousedown  
onmousemove  
onmouseout  
onmouseover  
onmouseup

### Internet Explorer <sup>W3C</sup>

onafterupdate  
onbeforecut  
onbeforepaste  
onbeforeupdate  
onblur  
oncontextmenu  
oncut  
ondrag  
ondragend  
ondragenter  
ondragleave  
ondragover  
ondragstart  
ondrop  
onfilterchange  
onhelp  
onlosecapture  
onpaste  
onpropertychange  
onreadystatechange  
onresize  
onrowenter  
onrowexit  
onscroll  
onselectstart

**Attributes of element: <TBODY>**

<TBODY>

align

class

id

lang

style

title

valign

**W3C** W3C

char

charoff

dir

**Internet Explorer** W3C

bicolor

language

## Events of element: <TBODY>

### <TBODY>

onblur  
onclick  
ondblclick  
onfocus  
onkeydown  
onkeypress  
onkeyup  
onmousedown  
onmousemove  
onmouseout  
onmouseover  
onmouseup

### Internet Explorer <sup>W3C</sup>

onbeforecut  
onbeforepaste  
oncontextmenu  
oncut  
ondrag  
ondragend  
ondragenter  
ondragleave  
ondragover  
ondragstart  
ondrop  
onhelp  
onlosecapture  
onpaste  
onpropertychange  
onreadystatechange  
onselectstart

## Attributes of element: <TD>

<TD>

align  
bgcolor  
class  
colspan  
height  
id  
lang  
nowrap  
rowspan  
style  
title  
valign  
width

## W3C <sup>W3C</sup>

abbr  
axis  
char  
charoff  
dir  
headers  
scope

## Internet Explorer <sup>W3C</sup>

background  
bordercolor  
bordercolordark  
bordercolorlight  
language

## Events of element: <TD>

<TD>

onclick  
ondblclick  
onkeydown  
onkeypress  
onkeyup  
onmousedown  
onmousemove  
onmouseout  
onmouseover  
onmouseup

Internet Explorer <sup>W3C</sup>

onafterupdate  
onbeforecopy  
onbeforecut  
onbeforepaste  
onbeforeupdate  
onblur  
oncontextmenu  
oncopy  
oncut  
ondrag  
ondragend  
ondragenter  
ondragleave  
ondragover  
ondragstart  
ondrop  
onfilterchange  
onfocus  
onhelp  
onlosecapture  
onpaste  
onpropertychange  
onreadystatechange  
onresize  
onrowenter  
onrowexit  
onscroll  
onselectstart

## Attributes of element: <TEXTAREA>

### <TEXTAREA>

accesskey

class

cols

disabled

id

lang

name

readonly

rows

style

tabindex

title

wrap

**W3C** W3C

dir

**Internet Explorer** W3C

align

datafld

datasrc

language

## Events of element: <TEXTAREA>

### <TEXTAREA>

onblur  
onchange  
onclick  
ondblclick  
onfocus  
onkeydown  
onkeypress  
onkeyup  
onmousedown  
onmousemove  
onmouseout  
onmouseover  
onmouseup  
onreset  
onsubmit

### Internet Explorer <sup>W3C</sup>

onafterupdate  
onbeforecopy  
onbeforecut  
onbeforeeditfocus  
onbeforepaste  
onbeforeupdate  
oncontextmenu  
oncopy  
oncut  
ondrag  
ondragend  
ondragenter  
ondragleave  
ondragover  
ondragstart  
ondrop  
onerrorupdate  
onfilterchange  
onhelp  
onlosecapture  
onpaste  
onpropertychange  
onreadystatechange  
onresize  
onrowenter  
onrowexit  
onselect  
onscroll  
onselectstart

**Attributes of element: <TFOOT>**

<TFOOT>

align

class

id

lang

style

title

valign

**W3C** W3C

char

charoff

dir

**Internet Explorer** W3C

bicolor

language



## Events of element: <TFOOT>

### <TFOOT>

onblur  
onclick  
ondblclick  
onfocus  
onkeydown  
onkeypress  
onkeyup  
onmousedown  
onmousemove  
onmouseout  
onmouseover  
onmouseup

### Internet Explorer <sup>W3C</sup>

onbeforecut  
onbeforepaste  
oncontextmenu  
oncut  
ondragenter  
ondragstart  
ondrop  
onhelp  
onlosecapture  
onpaste  
onpropertychange  
onreadystatechange  
onselectstart

**Attributes of element: <TH>**

<TH>

align

bgcolor

class

colspan

height

id

lang

nowrap

rowspan

style

title

valign

width

**W3C** W3C

abbr

axis

char

charoff

dir

headers

scope

**Internet Explorer** W3C

background

bordercolor

bordercolordark

bordercolorlight

language

## Events of element: <TH>

### <TH>

onclick  
ondblclick  
onkeydown  
onkeypress  
onkeyup  
onmousedown  
onmousemove  
onmouseout  
onmouseover  
onmouseup

### Internet Explorer <sup>W3C</sup>

onafterupdate  
onbeforecopy  
onbeforecut  
onbeforepaste  
onbeforeupdate  
onblur  
oncontextmenu  
oncopy  
oncut  
ondrag  
ondragend  
ondragenter  
ondragleave  
ondragover  
ondragstart  
ondrop  
onfilterchange  
onfocus  
onhelp  
onlosecapture  
onpaste  
onpropertychange  
onreadystatechange  
onresize  
onrowenter  
onrowexit  
onscroll  
onselectstart

**Attributes of element: <THEAD>**

<THEAD>

align

class

id

lang

style

title

valign

**W3C** W3C

char

charoff

dir

**Internet Explorer** W3C

bicolor

language

## Events of element: <THEAD>

### <THEAD>

onblur  
onclick  
ondblclick  
onfocus  
onkeydown  
onkeypress  
onkeyup  
onmousedown  
onmousemove  
onmouseout  
onmouseover  
onmouseup

### Internet Explorer <sup>W3C</sup>

onbeforecut  
onbeforepaste  
oncontextmenu  
oncut  
ondragenter  
ondragstart  
ondrop  
onhelp  
onlosecapture  
onpaste  
onpropertychange  
onreadystatechange  
onselectstart

Attributes of element: <TITLE>

<TITLE>

W3C <sup>W3C</sup>

dir

lang

Internet Explorer <sup>W3C</sup>

id

title

Events of element: <TITLE>  
<TITLE>

Internet Explorer   
onreadystatechange

**Attributes of element: <TR>**

<TR>

align

bgcolor

class

id

lang

style

title

valign

**W3C** W3C

char

charoff

dir

**Internet Explorer** W3C

bordercolor

bordercolordark

bordercolorlight

language



## Events of element: <TR>

### <TR>

onclick  
ondblclick  
onkeydown  
onkeypress  
onkeyup  
onmousedown  
onmousemove  
onmouseout  
onmouseover  
onmouseup

## Internet Explorer <sup>W3C</sup>

onafterupdate  
onbeforecopy  
onbeforecut  
onbeforeeditfocus  
onbeforepaste  
onbeforeupdate  
onblur  
oncontextmenu  
oncopy  
oncut  
ondrag  
ondragend  
ondragenter  
ondragleave  
ondragover  
ondragstart  
ondrop  
onfilterchange  
onfocus  
onhelp  
onlosecapture  
onpaste  
onpropertychange  
onreadystatechange  
onresize  
onrowenter  
onrowexit  
onselectstart

**Attributes of element: <TT>**

<TT>

class

id

lang

style

title

**W3C** 

dir

**Internet Explorer** 

language

## Events of element: <TT>

### <TT>

onblur  
onclick  
ondblclick  
onfocus  
onkeydown  
onkeypress  
onkeyup  
onmousedown  
onmousemove  
onmouseout  
onmouseover  
onmouseup

## Internet Explorer <sup>W3C</sup>

onbeforecopy  
onbeforecut  
onbeforepaste  
oncontextmenu  
oncopy  
oncut  
ondrag  
ondragend  
ondragenter  
ondragleave  
ondragover  
ondragstart  
ondrop  
onhelp  
onlosecapture  
onpaste  
onpropertychange  
onreadystatechange  
onresize  
onselectstart

**Attributes of element: <U>**

<U>

class

id

lang

style

title

**W3C** 

dir

**Internet Explorer** 

language

## Events of element: <U>

<U>

onblur  
onclick  
ondblclick  
onfocus  
onkeydown  
onkeypress  
onkeyup  
onmousedown  
onmousemove  
onmouseout  
onmouseover  
onmouseup

## Internet Explorer <sup>W3C</sup>

onbeforecopy  
onbeforecut  
onbeforepaste  
oncontextmenu  
oncopy  
oncut  
ondrag  
ondragend  
ondragenter  
ondragleave  
ondragover  
ondragstart  
ondrop  
onhelp  
onlosecapture  
onpaste  
onpropertychange  
onreadystatechange  
onresize  
onselectstart

**Attributes of element: <UL>**

<UL>

class

compact

id

lang

style

title

type

**W3C** W3C

dir

**Internet Explorer** W3C

language

## Events of element: <UL>

### <UL>

onblur  
onclick  
ondblclick  
onfocus  
onkeydown  
onkeypress  
onkeyup  
onmousedown  
onmousemove  
onmouseout  
onmouseover  
onmouseup

## Internet Explorer <sup>W3C</sup>

onbeforecopy  
onbeforecut  
onbeforepaste  
oncontextmenu  
oncopy  
oncut  
ondrag  
ondragend  
ondragenter  
ondragleave  
ondragover  
ondragstart  
ondrop  
onhelp  
onlosecapture  
onpaste  
onpropertychange  
onreadystatechange  
onresize  
onselectstart

Attributes of element: <VAR>

<VAR>

class

id

lang

style

title

W3C 

dir

Internet Explorer 

language



## Events of element: <VAR>

<VAR>

onclick

ondblclick

onkeydown

onkeypress

onkeyup

onmousedown

onmousemove

onmouseout

onmouseover

onmouseup

Internet Explorer 

ondragstart

onhelp

onselectstart

Attributes of element: **<WBR>**  
**<WBR>**

Internet Explorer 

class

id

style

title

**Attributes of element: <XMP>**

<XMP>

class

id

lang

style

**Internet Explorer** <sup>W3C</sup>

language

title

## Events of element: <XMP>

<XMP>

onblur

onfocus

Internet Explorer 

onbeforecut

onbeforepaste

onclick

oncontextmenu

oncut

ondblclick

ondrag

ondragend

ondragenter

ondragleave

ondragover

ondragstart

ondrop

onhelp

onkeydown

onkeypress

onkeyup

onmousedown

onmousemove

onmouseout

onmouseover

onmouseup

onpaste

onpropertychange

onreadystatechange

onresize

onselectstart

**Attributes of element: <RT>**

<RT>

accesskey

class

dir

id

lang

language

style

tabindex

title

**Attributes of element: <RUBY>**

<RUBY>

accesskey

class

dir

id

lang

language

style

## Events of element: <RUBY>

### <RUBY>

onafterupdate  
onbeforecut  
onbeforepaste  
onbeforeupdate  
onblur  
onclick  
oncontextmenu  
oncut  
ondblclick  
ondragstart  
onerrorupdate  
onfilterchange  
onfocus  
onhelp  
onkeydown  
onkeypress  
onkeyup  
onmousedown  
onmousemove  
onmouseout  
onmouseover  
onmouseup  
onpaste  
onpropertychange  
onselectstart

## Events of element: <RT>

### <RT>

onafterupdate  
onbeforecut  
onbeforepaste  
onblur  
onclick  
oncontextmenu  
oncut  
ondblclick  
ondragstart  
onerrorupdate  
onfilterchange  
onfocus  
onhelp  
onkeydown  
onkeypress  
onkeyup  
onmousedown  
onmousemove  
onmouseout  
onmouseover  
onmouseup  
onpaste  
onpropertychange  
onselectstart



## HTML Index of Elements



### -A-

|                                        |                           |
|----------------------------------------|---------------------------|
| <u>&lt;!-- --&gt;</u>                  | Comments                  |
| <u>&lt;!DOCTYPE&gt;</u>                | HTML version              |
| <u>&lt;A&gt;</u>                       | Hyperlink                 |
| <u>&lt;ABBR&gt;</u> <small>W3C</small> | Abbreviation              |
| <u>&lt;ACRONYM&gt;</u>                 | Acronym                   |
| <u>&lt;ADDRESS&gt;</u>                 | Author's name and address |
| <u>&lt;APPLET&gt;</u>                  | JAVA Applet               |
| <u>&lt;AREA&gt;</u>                    | Hotspots (image map)      |

### -B-

|                                            |                                                              |
|--------------------------------------------|--------------------------------------------------------------|
| <u>&lt;B&gt;</u>                           | Bold                                                         |
| <u>&lt;BASE&gt;</u>                        | Base URL and default destination frame                       |
| <u>&lt;BASEFONT&gt;</u>                    | Default font (document)                                      |
| <u>&lt;BDO&gt;</u>                         | Bidirectional off (display characters in opposite direction) |
| <u>&lt;BG SOUND&gt;</u> <small>W3C</small> | Background sound                                             |
| <u>&lt;BIG&gt;</u> Extra bold              |                                                              |
| <u>&lt;BLINK&gt;</u> <small>W3C</small>    | Blinking Text                                                |
| <u>&lt;BLOCKQUOTE&gt;</u>                  | Block Quote                                                  |
| <u>&lt;BODY&gt;</u>                        | Document body                                                |
| <u>&lt;BR&gt;</u>                          | Line return                                                  |
| <u>&lt;BUTTON&gt;</u>                      | Button                                                       |

### -C-

|                                           |                  |
|-------------------------------------------|------------------|
| <u>&lt;CAPTION&gt;</u>                    | Table title      |
| <u>&lt;CENTER&gt;</u>                     | Centered         |
| <u>&lt;CITE&gt;</u>                       | Quotation        |
| <u>&lt;CODE&gt;</u>                       | Programming Code |
| <u>&lt;COL&gt;</u>                        | Columns          |
| <u>&lt;COLGROUP&gt;</u>                   | Column Group     |
| <u>&lt;COMMENT&gt;</u> <small>W3C</small> | Comments         |

### -D-

|                    |                                |
|--------------------|--------------------------------|
| <u>&lt;DD&gt;</u>  | Term definition                |
| <u>&lt;DEL&gt;</u> | Indication of deleted text     |
| <u>&lt;DFN&gt;</u> | Indication of a definition     |
| <u>&lt;DIR&gt;</u> | "Directory" type list          |
| <u>&lt;DIV&gt;</u> | Document division              |
| <u>&lt;DL&gt;</u>  | Definitions                    |
| <u>&lt;DT&gt;</u>  | Defined term (Definition list) |

### -E-

|                      |                 |
|----------------------|-----------------|
| <u>&lt;EM&gt;</u>    | Emphasized text |
| <u>&lt;EMBED&gt;</u> | Embedded object |

## -F-

|                         |                                  |
|-------------------------|----------------------------------|
| <u>&lt;FIELDSET&gt;</u> | Regrouping of controls in a form |
| <u>&lt;FONT&gt;</u>     | Fonts                            |
| <u>&lt;FORM&gt;</u>     | Forms                            |
| <u>&lt;FRAME&gt;</u>    | Frames                           |
| <u>&lt;FRAMESET&gt;</u> | Frame setting                    |

## -H-

|                                            |                          |
|--------------------------------------------|--------------------------|
| <u>&lt;H1 ... H6&gt;</u>                   | Headings                 |
| <u>&lt;HEAD&gt;</u>                        | Header                   |
| <u>&lt;HR&gt;</u>                          | Horizontal line          |
| <u>&lt;HTML&gt;</u>                        | HTML document indication |
| <u>&lt;HTMLAREA&gt;</u> <small>W3C</small> | HTML text area (form)    |

## -I-

|                                          |                                   |
|------------------------------------------|-----------------------------------|
| <u>&lt;I&gt;</u>                         | Italics                           |
| <u>&lt;IFRAME&gt;</u>                    | Floating frame                    |
| <u>&lt;ILAYER&gt;</u> <small>W3C</small> | Layer with independent content    |
| <u>&lt;IMG&gt;</u> Image                 |                                   |
| <u>&lt;INPUT&gt;</u>                     | Form controls                     |
| <u>&lt;INS&gt;</u>                       | Indication of inserted text       |
| <u>&lt;ISINDEX&gt;</u>                   | Text input field (search engines) |

## -K-

|                                          |                                 |
|------------------------------------------|---------------------------------|
| <u>&lt;KBD&gt;</u>                       | Indication of procedure         |
| <u>&lt;KEYGEN&gt;</u> <small>W3C</small> | Creation of keys (secure sites) |

## -L-

|                                           |         |
|-------------------------------------------|---------|
| <u>&lt;LABEL&gt;</u>                      | Label   |
| <u>&lt;LAYER&gt;</u> <small>W3C</small>   | Layers  |
| <u>&lt;LEGEND&gt;</u>                     | Legend  |
| <u>&lt;LI&gt;</u> List item               |         |
| <u>&lt;LINK&gt;</u> Link                  |         |
| <u>&lt;LISTING&gt;</u> <small>W3C</small> | Listing |

## -M-

|                                            |                         |
|--------------------------------------------|-------------------------|
| <u>&lt;MAP&gt;</u>                         | Image map               |
| <u>&lt;MARQUEE&gt;</u> <small>W3C</small>  | Scrolling text (banner) |
| <u>&lt;MENU&gt;</u>                        | Menu type list          |
| <u>&lt;META&gt;</u>                        | Meta-information        |
| <u>&lt;MULTICOL&gt;</u> <small>W3C</small> | Multiple columns        |

## -N-

|                     |               |
|---------------------|---------------|
| <u>&lt;NOBR&gt;</u> | No line break |
|---------------------|---------------|

|                                       |                               |
|---------------------------------------|-------------------------------|
| <u>&lt;NOEMBED&gt;</u>                | Alternative (embedded object) |
| <u>&lt;NOFRAMES&gt;</u>               | Alternative (frames)          |
| <u>&lt;NOLAYER&gt;</u> <sup>W3C</sup> | Alternative (layers)          |
| <u>&lt;NOSCRIPT&gt;</u>               | Alternative (script)          |

## **-O-**

|                                        |                                    |
|----------------------------------------|------------------------------------|
| <u>&lt;OBJECT&gt;</u>                  | Insertion of object                |
| <u>&lt;OL&gt;</u>                      | Ordered list                       |
| <u>&lt;OPTGROUP&gt;</u> <sup>W3C</sup> | Logical regrouping (form)          |
| <u>&lt;OPTION&gt;</u>                  | Description of menu choices (form) |

## **-P-**

|                          |                             |
|--------------------------|-----------------------------|
| <u>&lt;P&gt;</u>         | Paragraph                   |
| <u>&lt;PARAM&gt;</u>     | Applet or object parameters |
| <u>&lt;PLAINTEXT&gt;</u> | Plain text                  |
| <u>&lt;PRE&gt;</u>       | Pre-formatted text          |

## **-Q-**

|                  |                  |
|------------------|------------------|
| <u>&lt;Q&gt;</u> | Inline quotation |
|------------------|------------------|

## **-R-**

|                                    |                                         |
|------------------------------------|-----------------------------------------|
| <u>&lt;RT&gt;</u> <sup>W3C</sup>   | Specification of annotation text <RUBY> |
| <u>&lt;RUBY&gt;</u> <sup>W3C</sup> | Annotations                             |

## **-S-**

|                                      |                                |
|--------------------------------------|--------------------------------|
| <u>&lt;S&gt;</u>                     | Strikethrough text             |
| <u>&lt;SAMP&gt;</u>                  | Example indication             |
| <u>&lt;SCRIPT&gt;</u>                | Script insertion in a document |
| <u>&lt;SELECT&gt;</u>                | Selection of options list      |
| <u>&lt;SERVER&gt;</u> <sup>W3C</sup> | Script (server-side)           |
| <u>&lt;SMALL&gt;</u>                 | Smaller fonts                  |
| <u>&lt;SPACER&gt;</u> <sup>W3C</sup> | Space insertion                |
| <u>&lt;SPAN&gt;</u>                  | Parameters of a delimited one  |
| <u>&lt;STRIKE&gt;</u>                | Strikethrough text             |
| <u>&lt;STRONG&gt;</u>                | Thick text                     |
| <u>&lt;STYLE&gt;</u>                 | Inline style                   |
| <u>&lt;SUB&gt;</u>                   | Index                          |
| <u>&lt;SUP&gt;</u>                   | Superscript                    |

## **-T-**

|                         |                   |
|-------------------------|-------------------|
| <u>&lt;TABLE&gt;</u>    | Table             |
| <u>&lt;TBODY&gt;</u>    | Table body        |
| <u>&lt;TD&gt;</u>       | Cell data         |
| <u>&lt;TEXTAREA&gt;</u> | Text area (form)  |
| <u>&lt;TFOOT&gt;</u>    | Table foot        |
| <u>&lt;TH&gt;</u>       | Table header cell |

<thead>  
<title>  
<tr>  
<tt>

Table header  
Document title  
Table row  
"Teletype" (typewriter) text

**-U-**

<u>  
<ul>

Underlined text  
Unordered (Bulleted) list

**-V-**

<var>

Program Variable

**-W-**

<br>

Pre-authorized line break

**-X-**

<xmp>  
<xml> W3C

Example text  
IXML island code

# Glossary

[Back to Index of Elements](#)

## Attributes

Attributes are properties that are used to modify, complete, specify or describe the action of an element. Every element has its own list of attributes.

Example:

`<A href="http://www.reseau.com">`,

In this example, the `href` attribute indicates the hyperlink destination address (URL) defined by element `A`.

## Tag

Tags indicate the insertion of a new element and in most cases, the end of the contribution that an element makes to a document. The names of elements, attributes and their values are inserted in the tags, in order to distinguish them from the content. Tags use `<` and `>` brackets.

|                                         |                                    |
|-----------------------------------------|------------------------------------|
| <code>&lt;element name&gt;</code> ..... | <code>&lt;/element name&gt;</code> |
| <i>opening tag</i>                      | <i>closing tag</i>                 |

Example:

`<P>`This is the beginning of a new paragraph and `<B>`the text contained within the element will be displayed in bold.`</B>`. Note that the `B` element is delimited by an opening tag and a closing tag. The closing tag is optional.

Results:

This is the beginning of a new paragraph and **the text contained within the element B will be displayed in bold.**.. Note that the element `B` is delimited by an opening tag and a closing tag. The closing tag is optional.

## Element

One of the basic concepts of HTML language, the element is used to define the type of action or treatment to be applied to the enclosed content. The element which is called a *tag*, is placed between brackets `< >`. An action carried out by an element can be modified by attributes, even by those found within tags.

## Focus

An element gets "focus" when it is activated by means of the mouse pointer or using the keyboard (quite often the Tab key).

## HTTP

The *acronym* for HyperText Transfer Protocol, the transmission protocol used by information networks over the Internet.

## HTTP Server

Server which uses the HTTP protocol.

## URL

The *acronym* for Uniform Resource Locator. This is the method used to access Internet servers; the URL has a well defined syntax for indicating addresses. Simply put, it's an Internet site. (ex.: <http://www.domain.com>).

An URL can also point to a specific file in a server:

ex.: [http://www.domain.com/directory\\_name/file.html](http://www.domain.com/directory_name/file.html)

or a local file on the author's site:

ex.: [file.html](#) or [../directory\\_name/file.html](#)

### Attribute (glossary)

Attributes are properties that are used to modify, complete, specify or describe the action of an element. Every element has its own list of attributes.

Example:

`<A href="http://www.reseau.com">`,

here, `href` attribute indicates the hyperlink destination address (URL) defined by the element `A`.

## Tag (glossary)

Tags indicate the insertion of a new element and in most cases, the end of the contribution that an element made to a document. The names of elements, attributes and their values are inserted in the tags, in order to distinguish them from the content. Tags use < and > brackets.

`<element name>`*content* `</name of element>`  
*opening tag* *closing tag*

### Element (glossary)

One of the basic concepts of HTML language, the element is used to define the type of action or treatment to be applied to the enclosed content. The element which is called a *tag*, is placed between brackets `< >`. An action carried out by an element can be modified by attributes, even by those found within tags.



### **Focus (glossary)**

An element gets "focus" when it is activated by means of the mouse pointer or using the keyboard (quite often the Tab key).

## HTTP (glossary)

The *acronym* for HyperText Transfer Protocol, the transmission protocol used by information networks over the Internet.

**Serveur HTTP (glossary)**

Server which uses the HTTP protocol.

## URL (glossary)

The *acronym* for Uniform Resource Locator. This is the method used to access Internet servers; the URL has a well-defined syntax for indicating addresses. Simply put, it's an Internet site. (ex.: <http://www.domain.com>).

URL can also point to a specific file in a server:

ex.: [http://www.reseau.com/directory\\_name/file.html](http://www.reseau.com/directory_name/file.html)

or a local file on the author's site:

ex.: [file.html](#) or [../directory\\_name /file.html](#)

