

Welcome to CCN X! ©2001-2004 Brian Stevens

Description/Install

CCN X has several integrated components:

- **Calendar** - a monthly calendar with a digital clock and chime.
 - Scroll by year or month and also jump to a specific year quickly
 - Countdown event or date shown based on preferences
 - Options configurable including a 24-hour clock, daynote retention, color & more
- **Day Notes** (notes associated with a date) are just one click away
 - A printable weekly view and monthly view
 - List View shows all the notes in chronological order including the keepers
 - Can recur automatically as many times as you need them
 - US holidays can be added for any year from the preferences option
- **Countdown** - a realtime Days, Hours, Minutes and Seconds countdown to the date of your choice.
- **Notes** - a general notepad and user note pads for organizing by topic. All printable.
- **Real-time Timers** short-term reminders with automatic repetitions.
- **Event Timers** Elapsed time in Years, Months, Days from an event date
- **Recurring Day Notes** can be created automatically for those events that happen every week, month or year.
- **Internationalization (partial)** All day and month names are shown in the local language.

Components are independent with levels of integration with each other and emphasize small desktop size.

Minimum System Software & Install Instructions

- CCN X is a carbon executable and runs in Mac OS 8.6, 9.x and 10.x
- Apple's CarbonLib extension 1.6 or higher is required.

The CCN X folder can be located anywhere on the hard drive. If you aren't sure, just put it in the same folder as other applications or the Applications folder.

Using Existing Daynotes and Notes Data

See Version History/Notes for using data from a prior release of CCN X

Components:

Calendar

- Displays a monthly calendar with push buttons that allow you to change the month and year. Buttons provide access to future and prior years and future and prior months. The following shows the buttons:



- Displays the current day/time at the top of the window. Use the Preferences (under FILE) to choose 24 hour time or 12 hour AM/PM time. Click on the date/time at the top of the calendar to open the go to year window.

3:00 PM March 2004

- Chime sounds either on the hour, half-hour or silent, depending on preferences setting.
- Clicking on 1 character dayname abbreviations (MTWTFSS in English) in the heading displays the weekly daynotes view.
- ShowCurrent menu item (CMD-G) for returning immediately to current month/day on the calendar or current week on DayNotesThisWeek window.
- Goto Specific Year changes the calendar display to the year selected. Good for moving quickly to a distant year and finding out what day someone was born.
- Current day is bolded and underlined. Daynotes are colorized. Pick the color in Preferences.
- Days, event text (or blank) until the countdown date is shown at the bottom of the calendar depending on preference setting. Click on the countdown to display the countdown window. Countdown to event looks like this:

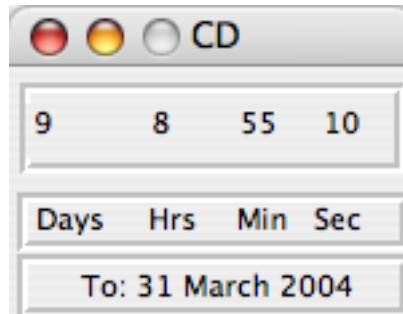
285 Days to Dr. Baker

Countdown to date looks like this:

9 Days to 31 March

Countdown

- Displays a realtime countdown to the date of your choice. To choose a date, hold down the OPTION key and click on the date in the *calendar* window.



DayNotes

• Clicking on a date opens a note window for that specific date. Dates with notes are colorized. Date Notes are automatically saved when the "DateNotes" window is closed or upon quitting.

2	3	4	5	6	7	8
9	10	11	12	13	14	15
16	17	18	19	20	21	22
23	24	25	26	27	28	29

- Clicking a date opens an existing note or creates a new one.
- Enter simple text notes. Each date has a maximum of 255 characters so write your long stuff in the general notepad or user notes.
- To delete notes do a Select All (CMD-A), backspace delete the text and close the daynote window. If it worked, the color of the date should disappear. Use the preference setting to delete daynotes older than "xx" days. Deletion of daynotes based on this preference is done automatically when CCN X starts. Weekly view & List view also have a convenient way to delete daynotes.
- Multiple daynotes maybe opened simultaneously, but you can't open the same date in two windows.
- Edit Copy/Paste/Cut *are* supported in this window but fonts and styles are not.
- PRINT in the FILE menu will print the daynote that is open and active (front window).
- The KEEP checkbox overrides the deletion days on the preferences window and keeps the note indefinitely (or until you uncheck the KEEP on the daynote). Note: daynotes are AUTOMATICALLY kept for the time period specified in the preferences dialog without checking the KEEP box.
- EXPORT DAYNOTES TO TEXT FILE option on the FILE menu sends a copy of all your daynotes to a text file. Some customers wanted to be able to archive notes like this, and then delete them within CCN X in order to keep their number of daynotes to a minimum

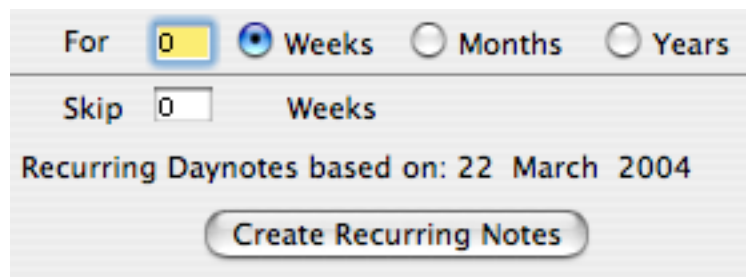


Recurring DayNotes

Click "Make Note Recur" button on the daynote window to create a recurring daynote.



On the next window(a drop down sheet in OS X) pick how many weeks, months or years this daynote should recur. Skipping allowed between recurring notes.



- Recurring daynotes are created after pressing "Create Recurring Notes" button.
- Use the window close box to exit without creating recurring notes
- A recurring note created for a date that already contains a note will be appended to the existing note.
- Weekly recurring notes are based on the day (Monday, Tuesday, Wednesday etc.). So, a recurring note from Wednesday the 7th would recur on Wednesday the 14th, Wednesday the 21st for the iterations specified.
- Monthly recurring notes are based on the date (1st ,2nd 3rd etc.). A monthly recurring note from the 6th of March would recur on the 6th of April, 6th of May etc. If a date doesn't exist in a recurring month (i.e. you recur January 31st and February has only 28 or 29 days) the last day of the month is used.
- Yearly recurring notes are based on the date in the recurring years. So, a January 31, 2001 note would recur on January 31, 2002, January 31, 2003 etc.
- Skipping is optional (just leave at zero). It allows recurring notes skip a week (or month or year). So, a note for March 1st, for the next 2 weeks and skipping one 1 week would show up on March 15th (skipping the 8th) and March 29th (skipping the 22nd).

DayNotes Weekly View

The screenshot shows a window titled "DayNotes for week beginning May 16, 2004". The window is divided into a grid for the days of the week. The left column contains the days of the week (Sun, Mon, Tue, Wed) and the right column contains the days (Thu, Fri, Sat). Each day has a corresponding date and a checkbox. The notes for each day are as follows:

Day	Date	Notes
Sun	16	
Mon	17	<ul style="list-style-type: none">✓ Call Dr Sieckmann's office - ask whether they draw blood if fasting (for how long?)✓ Sam's club list
Tue	18	
Wed	19	
Thu	20	<ul style="list-style-type: none">Appt Dr. Sieckmann 10 am• CCN X appear - listnotes: need to use either "countgood" or Findnextavail. Now both are being used. Work thru
Fri	21	<ul style="list-style-type: none">LPAY• 2 wks since discussion w/Bert re: selling munis from IRA to our joint account
Sat	22	<ul style="list-style-type: none">• Get names of my grandparents (maiden names and birth dates and birth cities)• Bug spray A&G 5 wks

At the bottom of the window, there are several buttons and a dropdown menu:

- CurrentWeek
- <
- >
- MonthlyView
- ListNotes
- DeleteChecked
- Medium Geneva (dropdown menu)

- View & Edit daynotes a week at a time
- Accessible via the menu option or clicking on (S,M,T,W,T,F,S) on Calendar
- Today's day is underlined and the date is bolded
- Buttons (<) (>) navigate to previous, next weeks and current week
- Use menu option to print the weekly notes window
- Listnotes button opens the Daynote ListView window
- Click on the note area to add a daynote or change an existing one.
- To quickly delete daynotes, mark the check boxes next to daynote(s) and press "Delete Checked" WARNING: Deletion is not UNDOable and there is no warning, so be careful.
- Font enlargement/reduction available via pop up menu on the window

Note: Clicks on daynotes in the weekly view allow direct editing. Individual daynote windows can be opened from the calendar as before. A word on operation here. Daynotes edited/added on the weekly view screen are not saved until one of four things happens: 1) the weekly view window is closed 2) the forward or backward week buttons are used 3) CMD-G is used to SHOWCURRENT (or Current Week button) 4) CCN is quit.

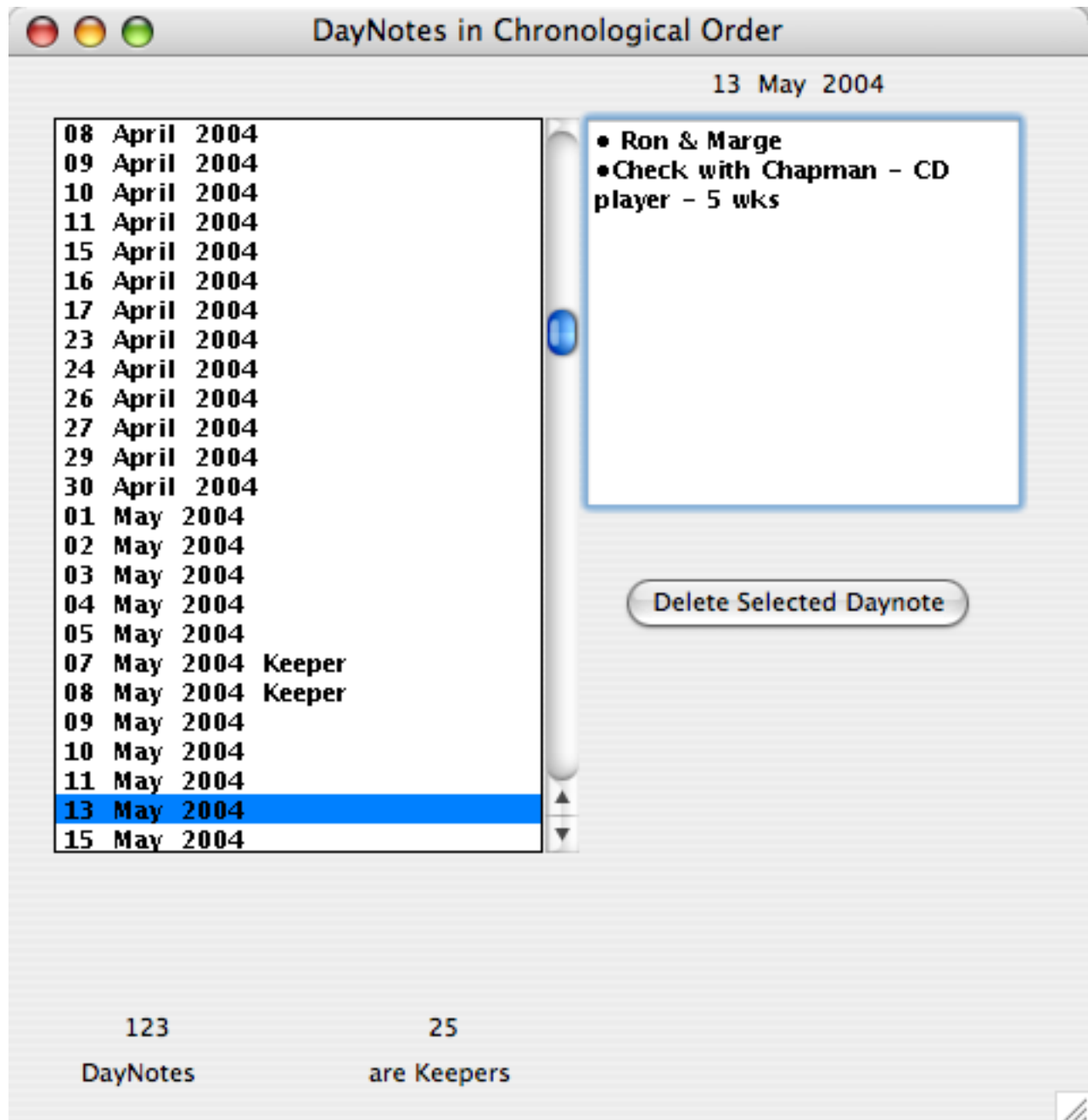
DayNotes Monthly View

October 2002				
Mon	Tue	Wed	Thu	Fri
	1	2	3 Marion and John arrive today BA 2289 at 16:35	4
7	8	9	10 Marion and John's last day with us. They go to Graham's	11
<ul style="list-style-type: none"> • new flea collar on Nikki due • Laser monthly mtg 				
14	15	16	17 • maids	18 • John / Marion stay with Graham/Sue
21	22	23	24 John/Marion leave this day on BA 2288 18:35	25 • renew lockbox key
28	29 • vac L	30	31 • maids	

< >
Weekly View ListNotes

- Open via the FILE menu option or OPTION clicking on (S,M,T,W,T,F,S) on Calendar
- Today's date (i.e. **29**) is bolded
- Only first 50 or so characters are displayed for each daynote.
- Use PRINT on the FILE menu to print the Monthly notes window
- Next and Previous (>) (<) buttons to navigate to other months
- Weekly view button opens or brings forward the weekly view.

DayNotes ListView



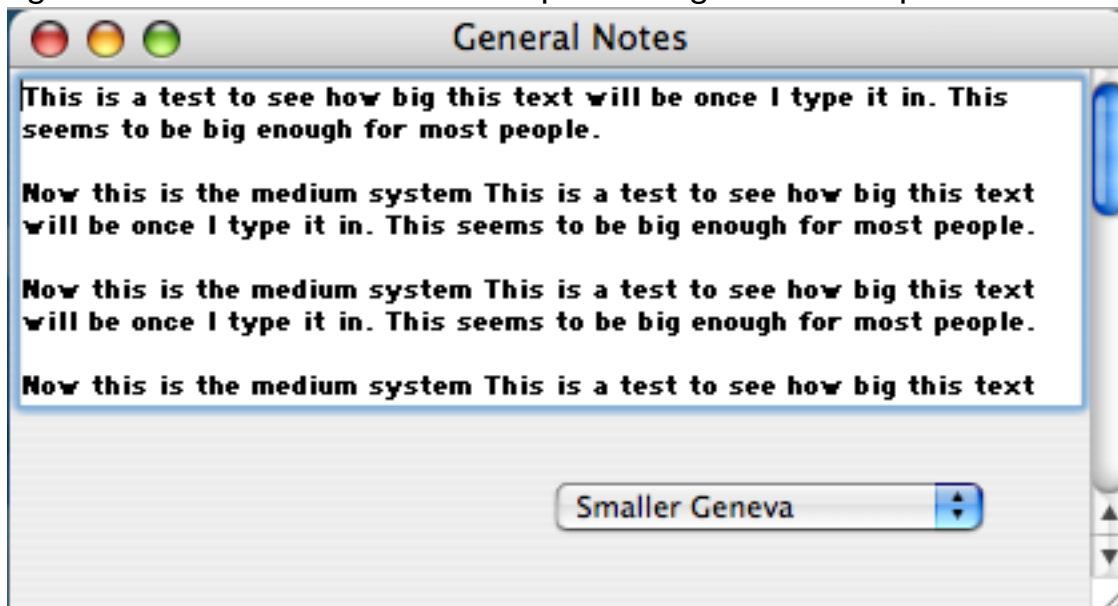
- Accessible via "ListNotes" button on weekly view or from the menu option
- Daynotes shown in chronological order
- Daynote viewable/changeable in upper right for any note selected from list
- Delete selected daynote - no warning, so be sure before you press the Delete button
- The number of "keepers" and total number of daynotes shown at bottom

Note Pads

There are two types of note pads:

1) The standard built-in general note pad accessible via the "showgeneralnotes" menu item. This note pad has these features:

- Notes are automatically saved when the General"Notes" window is closed or upon quitting the application.
- Text can be added/changed & popup menu used to increase or decrease the font size
- Print the notes via the menu option
- Clicking a blank date on the calendar opens the general note pad.

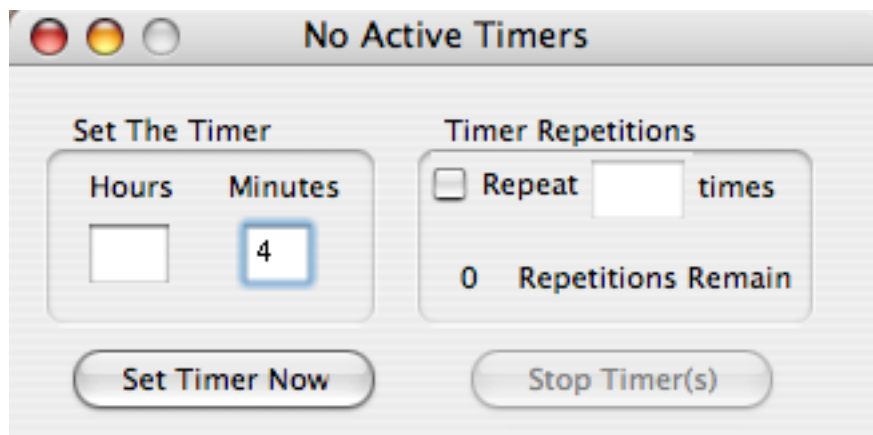


2) User-created general note pads. These note pads have these features:

- Completely independent of the daynotes and standard built-in general note pad.
- Notes are automatically saved when the user note pad window is closed or upon quitting the application.
- User picks the location of the note file (via the FILE==>OPEN==>Create option) and its name.
- Notes are printable via the menu option
- New user note pads must be CREATED first via the menu option
- No limit on number of user note pads
- Text can be added/changed & popup menu used to increase or decrease the font size

Timer

"Show/Set Timer" menu option displays this window:



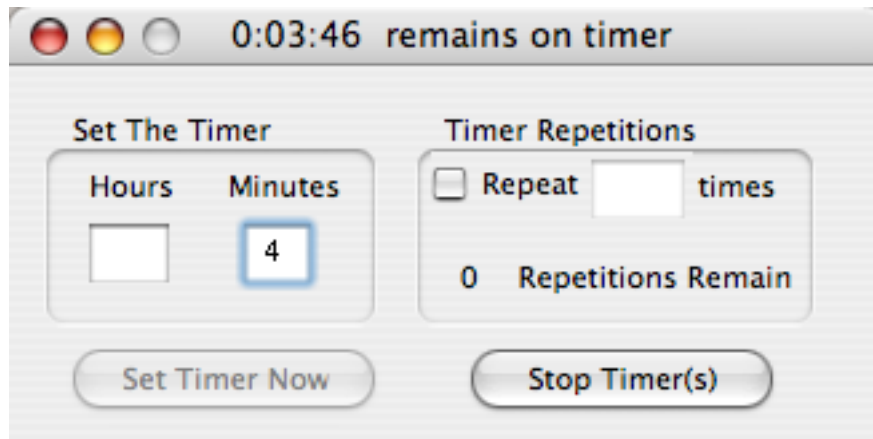
Why a Timer?

Several folks said they wanted to be reminded to take breaks from their computer every xx minutes. Also, others wanted to be reminded to do a chore in xx minutes.

How am I notified a Timer has expired?

An audible alarm sounds when the timer expires. CCN X does present a dialog box but it may be in the background if you are using another program. Repetitions do not start until you switch to this notification dialog and press the OK button to dismiss it.

- A live timer countdown displays on the timer window as shown below



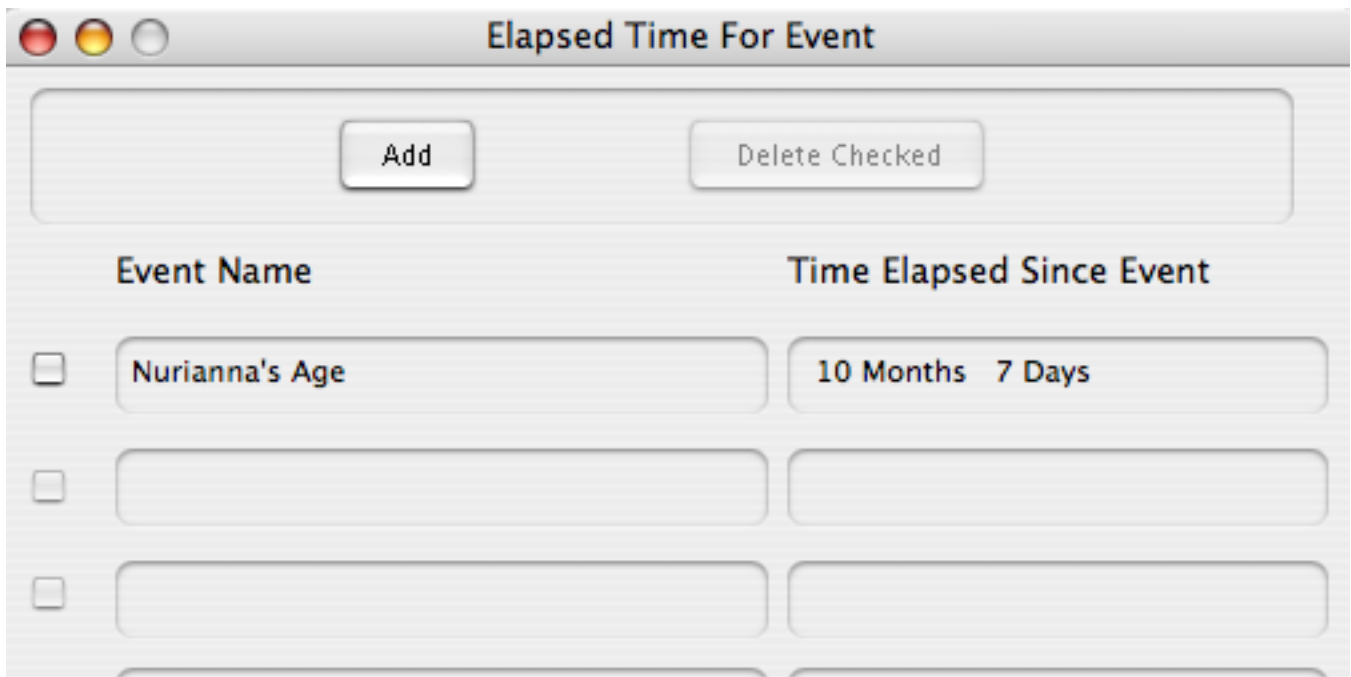
- Use the window close box to leave the window without changing anything
- If you change the hours and/or minutes when repetitions are active, the repetitions will use the new values.
- Repetitions are plus the initial timer. So, if you set a 2 minute timer with 3 repetitions, there are going to be 4 timers (1 plus 3 repetitions).
- The "Set It Now" button clears any previous timers (even one in progress) and establishes the settings chosen in the window.
- The timer continues when the window is open or closed as long as CCN X remains active.
- A timer is limited to a maximum of 23 hours and 59 minutes
- Stopping a timer cancels only the current timer. If repetitions have been specified, it will start counting down with the next repetition.

----- Timer Alert Credit -----

Thank you to Stephen Sauer II and his "Steve's Alerts" for providing the timer alert sound. Steve may be contacted by email at: stevesauer@hotmail.com

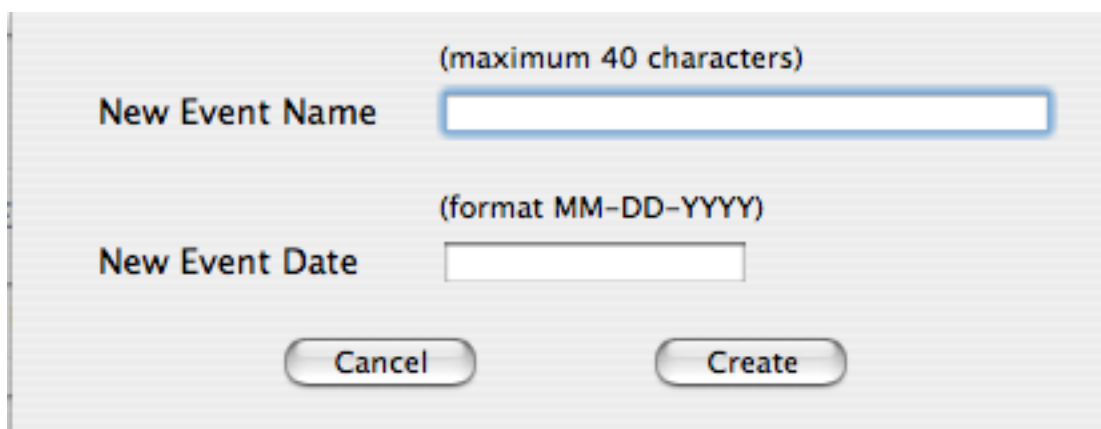
Event Timers

Elapsed time for an event allows you to put in an event name (several events actually) and the event's start date and CCN X will display (and maintain) the time elapsed (in years, months and days) since that date. It could be used to track the length of time worked on a task or (as I use it) to track the age of my granddaughter and nephews (by putting in their date of birth for the start date).



The screenshot shows a window titled "Elapsed Time For Event". At the top, there are two buttons: "Add" and "Delete Checked". Below these buttons is a table with two columns: "Event Name" and "Time Elapsed Since Event". The first row of the table has a checkbox, the text "Nurianna's Age" in the "Event Name" column, and "10 Months 7 Days" in the "Time Elapsed Since Event" column. There are two more empty rows below it, each with a checkbox and empty input fields for the event name and time elapsed.

This is where you add a new event and supply the date

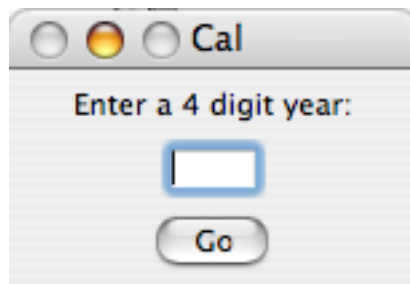


The screenshot shows a dialog box for adding a new event. It has two input fields: "New Event Name" with a hint "(maximum 40 characters)" and "New Event Date" with a hint "(format MM-DD-YYYY)". At the bottom, there are two buttons: "Cancel" and "Create".

GoTo Year

Accessed 2 ways:

- 1) Either via the FILE menu GOTO SPECIFIC YEAR option
- 2) or OPTION clicking on the year buttons ("<<" ">>") on the calendar



Entering the year and pressing enter or clicking the button will change the calendar to that year. The month will remain the same. So, if the calendar is displaying September of 2000 and you change the year to 1928, it will then show September of 1928. Only 4-digit years can be entered.

Preferences

Preferences

Chime On: ☐ Half Hour ☒ Hour ☐ Silent

☒ Use 12 Hour Time ☐ Use 24 Hour Time

Calendar Week Starts On: ☒ Sunday ☐ Monday

DayNote Options

AutoSave ☐ Half Hour ☒ Hour ☐ Off

Delete If Older than: Days

On Opening ☒ Click On ☐ Click Off

Pick Calendar Dates Color

Create Daynotes For USA Holidays

CountDownOptions

☐ Use Date ☒ Use Text

Use Defaults Done

- US holidays/events are inserted and do not overwrite an existing daynote that already exists for a date. Also, it checks and warns you if holiday daynotes have already been added for the year chosen. Holidays/Events are: New Year's Day, President's Day, Easter, Start and End of DayLight Saving Time, Memorial Day, Mother's Day, Father's Day, Independence Day, Labor Day, Thanksgiving, Christmas Eve, Christmas
- Calendar start on Sunday or Monday applies to the small calendar and the Daynote Monthly view.
- Default for "Delete If Older than" is 9999. This provides a degree of safety when a preferences file becomes corrupted and CCN X has to rely on defaults when deciding which daynotes to keep.

Help

Opens the PDF document you are reading now.

Distribution/Registration/Upgrades

CCN X is distributed as a Shareware demo with 15 uses. Also, the number of daynotes is limited to 15 in the demo. The "How do I register" section below explains how to register. After 15 uses the application will only allow registration.

Upon paying the registration fee, you will be sent the information to enter via the "Register..." option of the FILE menu. Once this information has been entered, **CCN X** is registered and provides unlimited use (i.e. 15 use restriction removed)

CCN X is distributed to you as a compressed archive. Individuals are welcome to redistribute only the original compressed archive. Please contact me if you wish to include **CCN X** on a CD-ROM or other commercial endeavor. See Legal Information chapter for more information.

Contact Info:

Electronic mail: brilor@kagi.com

Web Page: <www.fastq.com/~brilor>

How much does it cost?

CCN X has the following pricing:

- 1 to 9 single user licenses: \$15 (US Dollars)
- Each license is for use on a single machine (not networked)
- Please contact the author via email for site licensing.

How do I register?

You can register **CCN X** in 3 ways:

1. online via Paypal

Paypal accepts US and most International customers and is free. CCN X may be registered using a major credit card at

<<https://secure.paypal.com/auction/pal=brilor@fastq.com>>. Paypal sends me an immediate email notification of your payment and I will email the registration # to you

Paypal is a secure site that protects you and your credit card information.

2. Kagi has secure online order at: <<http://order.kagi.com/?S9O&lang=en>> and accepts various forms of payment including credit cards.

3. postal mail

Send your name, email address and payment to cover the number of copies you are registering. Personal checks or money orders drawn on US financial institutions are acceptable payment. Non-US (international) payments should be an international money order made out in US dollars.

Please send me an email and I'll send you the current postal address.

Why should I register?

For the same reason you should pay for anything that you buy. **CCN X** is not free software. A lot of time and effort went into its design and creation.

It is also your way of telling me, "This product is useful; please continue to support it and improve it." This is how shareware authors work. If people like a product and send in registrations, then I would be encouraged to continue to work on it. If no one likes a program, and very few registrations come in, then the program may be dropped.

CCN X comes to you fully functional— nothing locked up, nothing hidden. **CCN X** is very inexpensive, even for a shareware program, and with Paypal, registration is simple.

Future Releases/Upgrades/Enhancements

Production and price of future versions (upgrades) of **CCN X** are driven by registrations. Registration entitles you only to the registered version of **CCN X**. As with CCN Plus, **CCN X's** predecessor, I plan to release several upgrades at no charge to **CCN X** registered users. Registered users of CCN Plus & CalCountNote received many upgrades at no charge. While I can't promise the same number of upgrades for **CCN X**, my prior history speaks clearly.

If you have a suggestion for improving **CCN X**, please send it to me via email. I'd be happy to consider it and add it to my list.

Legal Stuff:

Legalese (otherwise known as The Licence Agreement)

This is a legal agreement between you and Brian S. Stevens, covering your use of CCN X. Be sure to read the following agreement before using the software. IF YOU DO NOT AGREE TO THE TERMS OF THIS AGREEMENT, DO NOT USE THE SOFTWARE AND DESTROY ALL COPIES OF IT.

This copyright software is distributed as shareware. You may use this software without any charge for 15 uses and may distribute the original compressed archive to others. The software is owned by Brian S. Stevens and is protected by United States copyright laws and international treaty provisions. Therefore, you must treat the software like any other copyrighted material (e.g. a book or movie).

Commercial distribution of the software is restricted without permission of Brian S. Stevens. I'll be more than happy to allow you to redistribute this software, but you must first obtain a license from me. I may be contacted at the above email address.

You may not rent or lease the software, nor may you modify, adapt, translate, reverse engineer, decompile, or disassemble the software. If you violate any part of this agreement, your right to use this software terminates automatically and you then must destroy all copies of this software in your possession.

The software and related documentation are provided "AS IS" and without warranty of any kind and Brian S. Stevens, expressly disclaims all other warranties, expressed or implied, including, but not limited to, the implied warranties of merchantability and fitness for a particular purpose. Under no circumstances shall Brian S. Stevens, be liable for any incidental, special or consequential damages that result from the use or inability to use the software or related documentation, even if Brian S. Stevens has been advised of the possibility of such damages.

This Agreement shall be governed by the laws of the State of Arizona. If for any reason a court of competent jurisdiction finds any provision of this Agreement, or portion thereof, to be unenforceable, that provision of the Agreement shall be enforced to the maximum extent permissible so as to effect the intent of the parties, and the remainder of this Agreement shall continue in full force and effect.

Brian S. Stevens. Chandler, Arizona 85225

All trademarks are held by their respective owners.

CCN X Version History & Notes

1.0 (August 25, 2002)

- Initial release - successor to CCN Plus application
- Application carbonized to run in OS X. Minor changes to some interface elements to accommodate windows in OS X.
- Changed calendar and daynotes to use full month names instead of 3 character month abbreviation for foreign language compatibility
- Clicking on days in the weekly view now opens the daynote for that day.
- Can now stop an active timer - only stops the active timer not the repetitions if those are turned on.
- Window names in menu always active. Selecting an already open window from the menu just brings it to the foreground.
- Preferences for calendar starting day internationalized to display Sunday or Monday in local language.
- Clicking on time/month and year at top of the calendar opens the Goto Year window.
- Balloon help has been replaced (not supported in OS X) with a scrolling help window
- Preference to turn audible click on or off when opening daynotes or notes.
- Added standard WINDOWS navigation menu
- Bug fix - Calendar wouldn't change days at midnight if running in 24-hour time mode.
- Bug fix - Daynote bolded in calendar when saved on today's date in another month.
- Bug fix - weekly planner display not updated after daynote close if planner on different month from calendar.

1.0.7 (September 19, 2002)

- changed application icons
- Bug fix - for opening daynotes from weekly planner that cross monthly boundary
- Bug fix - keep button checked when new daynotes opened from weekly planner
- Bug fix - calendar dates resized
- Bug fix - changed menu to use CMD W for closing windows
- Bug fix - unwanted window would show up if BRING to FRONT used from WINDOWS menu.
- Bug fix - calendar color not changed when daynote opened via weekly view.

1.1 (September 28, 2002)

- Quick delete added to weekly view
- Document icon fixes
- Internal fixes

1.13 (October 17, 2002)

- Bug fix - display on calendar wrong after setting a recurring daynote
- Bug fix - some dates don't display correctly when bolded in OS X

1.15 (November 12, 2002)

- Daynote check boxes de-selected on weekly view after using delete button
- Internal changes for "trial" mode only

1.20 (January 1, 2003)

- Enhancement: Daynotes can be exported to a text file for archiving or backups
- Enhancement: Multiple user note pads can be created
- Enhancement: Weekly view opens to same year/month (relative to 1st of month) displayed on calendar - consistent with behavior of monthly view.
- Creating daynote holidays now prevents adding duplicate holiday daynotes.
- "Delete if older than " in Preferences now allows up to 9999 days to provide another option to keep older notes (KEEP and EXPORT daynotes are helpful with very old notes too).

1.22 (January 6, 2003)

- Bug fix: crash at startup in OS X

1.29 (January 20, 2003)

- Enhancement: Daynotes export file name and location can be selected .
- Misc minor bug fixes for calendar display and User note pads.

1.35 (April 28, 2003)

- Enhancement - Add Daylight saving Time Begin date and end date to holidays.
- Enhancement - Make printing work on extra general notes
- Bug fix - All three characters of Wednesday now show up weekly view
- Bug fix - Minor changes to export file format
- Bug fix - Add error check for corrupt registration file
- Bug fix - Related to running CCN X with unsupported CalCountNote daynotes file.

1.38 (July 11, 2003)

- Bug fix -Recurring window is messed up under OS X.
- Bug fix -Make editable background on daynotes white instead of pinstripes
- Bug fix - some cosmetics on cal window

1.40 (October 26, 2003)

- Enhancement - Direct daynote editing on weekly view window

1.41 (November 18, 2003)

- Bug fix -related to editing in weekly view window

1.42 (November 22, 2003)

- Bug fix -cut/paste across weeks not correctly processed

1.43 (December 2, 2003)

- Bug fix -Delete buttons on weekly view needed to be fixed due to weekly view editing changes.

1.44 (December 5, 2003)

- Bug fix -Weekly view buttons not working correctly when week crossed month boundary

1.45 (December 29, 2003)

- Bug fix -Cut/paste sometimes failed under Panther (OS X 10.2.3)
- Bug fix -Calendar not updated to next day when awakening from "sleep" mode

2.0 (June xx, 2004)

- No limit on number of daynotes
- Font size can be changed on the weekly window
- More Aqua look to all components
- Live countdown on the Timer
- Opening a duplicate daynote window brings existing window forward instead of the old error message
- Bringing any CCN X window forward from background brings all CCN X windows forward
- Multiple daynotes windows cascade from first daynote window
- More warnings when preferences appear corrupted
- Delete days preference maximum is now 9999 and default is 9999 days.
- GOTO Year is a sheet window on the calendar and Recurring is now a sheet window on the daynote.
- Clicking on the time/date on the calendar returns calendar display to current month (user request).
- Performance enhancements
- "none" removed from Window menu
- Current date/day underlined on Calendar dates and weekly view to make it easier to find.
- List window allows direct changes and deletion of daynotes.
- No splash screen when registered (user request)
- Same user note file cannot be opened in multiple windows - existing window is brought forward instead.
- Multiple user note windows cascade from first user note window
- CCN X will automatically read the CCN+ Daynotes file and create the CCN X Daynotes file when CCN X quits normally. The CCN+ Daynotes file can be deleted after the CCN X Daynotes file has been created and CCN X is not running.
- There is a new preferences file named CCNX Prefs II. The old preferences file, CCNX Prefs can be deleted. Preferences will have to be reset on the preferences window as the old ones can't be used.
- Font size can be changed directly on the General note and user notes windows using the popup. What happened to the font menus? Some features in OS X are not available to OS 8/9 and there are many CCN X users running OS 8/9. The font menus were a little unwieldy and overkill since CCN X is not a text editor or word processor. Something functional yet simple, and flexible enough to use in both X and OS 9 was needed. OS X has an elegant solution but it doesn't run in OS 8/9.