

## **Contents**

### **MidiPlus Help Contents**

[What is MidiPlus?](#)

[MidiPlus Features](#)

[Contact Information](#)

©Haris I. Volos 1997

What is MidiPlus?



MidiPlus is a media player for Windows95 and NT4 that plays MID, RMI, Wav and AVI files. MidiPlus isn't just a media player like Windows Media player program. MidiPlus have many advantages that Windows Media player doesn't have. Some of them is the [play lists](#) support, [random play](#) and other [features](#).


MidiPlus have been developed by Haris I. Volos in 1997, to find more information about Haris I. Volos and MidiPlus have a look at [Contact Information](#).

MidiPlus is Freeware, this means that you can use MidiPlus for free without any commitment to me. But if you feel that you must give me something for my time creating MidiPlus feel free to send me any amount of money (US\$) of your choice at my [postal mail address](#). If you do this I will be very grateful because I will know that you really appreciate my attempt to offer you a useful media player.

## MidiPlus Features

Some of the MidiPlus features are listed here:

- Nice-looking, CD player-like interface, with digital timer.
- [No repeat, repeat once, and continuous repeat functions.](#)
- Two modes: [Open and List Mode.](#)
- Unlimited number of [play lists.](#)
- [Random play](#) function for the songs in the [play lists.](#)
- Pause time selection, between the [play lists.](#)
- [Command line support.](#)
- [Volume Control](#) support.
- File [Drag and Drop](#) support.
- MidiPlus can be [minimized on the system tray.](#)
- If you want a smaller version of MidiPlus you can use [MidiPlus's toolbar.](#)
- [MidiPlus can set as the default .mid, .rmi, .wav and .avi player.](#)
- [Suggested as the best windows media player replacement by ZDNet.](#)

You can change repeat mode by clicking on the label  that shows the repeat mode.

There are three modes:

- **No Repeat:** The program doesn't perform any repeat function.
- **Repeat 1:** The program repeats the current song one time.
- **Repeat oo:** The program repeats the current song for ever.

MidiPlus operates in two modes, the Open Mode and the List Mode. You can change

MidiPlus mode by clicking  on label that shows the current mode.

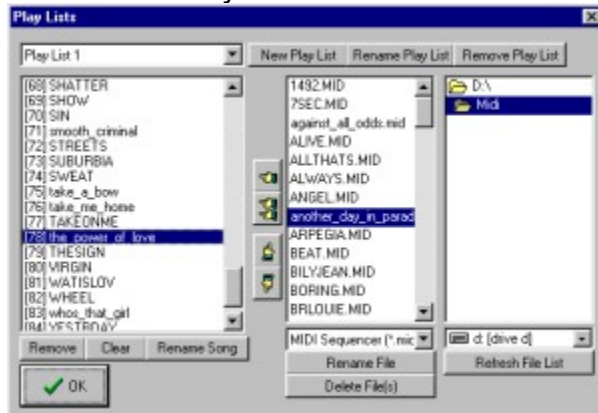
In **Open mode**, MidiPlus works like the Windows Media Player, opening and playing one file at a time.

In **List mode**, it plays multiple .mid, .wav, or .avi files in plays lists back-to-back or at random.

## Play Lists

MidiPlus in List Mode works with play lists. To edit a play list switch to [List Mode](#) and

click on the Play Lists  button. This action will show the play lists window.



You will see three list boxes. The first list box shows the songs in the list selected above the list box. The second list box is the file list of the files that contains the selected directory(Folder) in the other list box.

- To add songs into the play list, select the songs you want and press the



button. To add all the songs to the playlist press the



button.

- To move up and down songs from the play list, selected the songs you want to move and use the

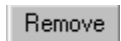


and

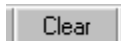


- buttons for moving them Up or Down.

- To remove songs from the play list, selected the songs you want to remove and press the

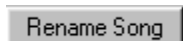


button. To remove all the songs press the



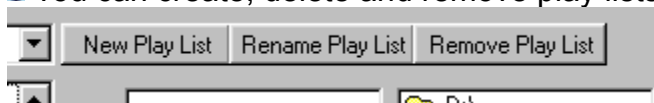
button.


- You can rename a song using the





button.

- You can create, delete and remove play lists using the following buttons:



You can make MidiPlus to play the files in the play list randomly by clicking in the  label that shows the random status. You can set MidiPlus to plays always the songs randomly by selecting the

 Play Songs in Random Order in the MidiPlus Options, under List Mode tab. You can browse options by clicking on the  options button.

MidiPlus can be run from command line using the following form:  
**midipus.exe "filename" /play /close**


**Filename:** The name of the filename that will be opened.

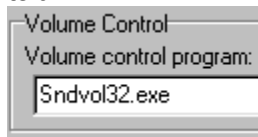
**/play:** Tells to MidiPlus to start playing the file.

**/close:** Tells to MidiPlus to close (itself) after the file play finishes.

Command line support enables you to specify MidiPlus as external viewer for Midi, Wav and Avi files in Netscape and other programs.



MidiPlus allows you to specify a volume control program when you click  on the speaker icon. To specify the volume control program go to options and under Controls tab



set the volume control program exe name e.g. sndvol32.exe. You can browse options by clicking on the

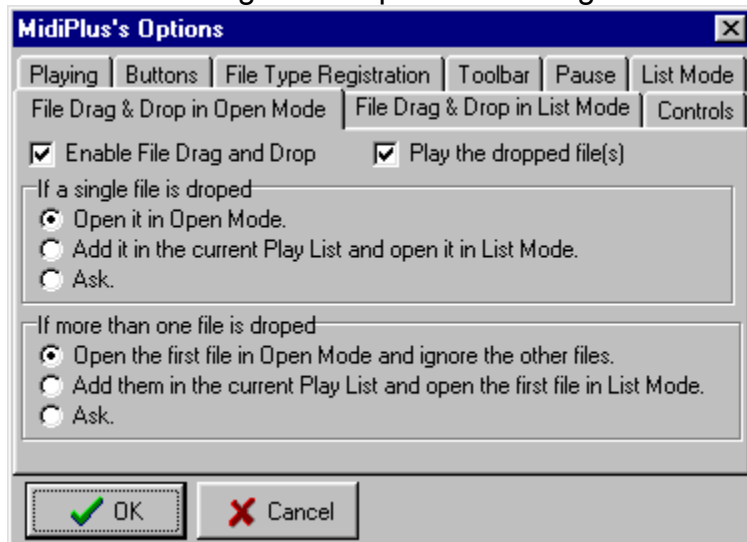


options button.

## Drag and Drop


MidiPlus supports file drag and drop. You can select a file from windows explorer and by dragging it drop it to MidiPlus window, MidiPlus will open the file.

MidiPlus file Drag and Drop can be configured from the MidiPlus's option window.



You can browse options by clicking on the  options button.

"Win95's Media Player can be used to open several types of multimedia files, but I found I used it mostly to play MIDI files - until I found MidiPlus. This freeware MIDI player from author Charis I. Volos has an attractive CD player-like look, complete with big numbers to show playing time, plus countdown and total time readouts. (You might have gotten a similar program with your sound card's software package, but MidiPlus doesn't have one of those resource-gobbling rack stereo looks, so it tends to load faster.) Songs can be repeated once or looped, and you can create and save playlists of your favorite files. You can even minimize the program to the Windows 95 system tray. No doubt about it, MidiPlus beats Media Player for auditioning MIDI files hands down." From ZDNet Software Library at Windows 95 Replacement Apps Toolkit - February 1997.

MidiPlus can be minimized on the system tray by pressing the  Min. to tray button. While MidiPlus is minimized to the tray a small icon



appears near the time on the taskbar.

Toolbar MidiPlus can be control by its toolbar, to activate the toolbar press the label **Random On** **ToolBar On** that shows the toolbar status.

The toolbar have two looks depending in which mode you are (Open or List mode).

In open mode has the following look:



And at List mode has the following look:



You can contact Haris I. Volos anytime using the e-mail: **[cvolos@spidernet.com.cy](mailto:cvolos@spidernet.com.cy)** or you can visit his home page at **<http://leonardo.spidernet.net/Copernicus/79/>** MidiPlus home page is available at

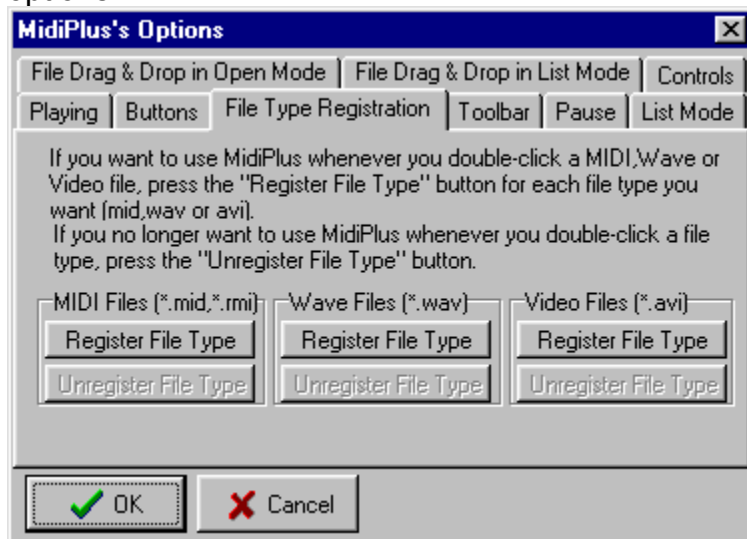
**<http://leonardo.spidernet.net/Copernicus/79/soft/midiplus.htm>**

My postal address is:

*Haris I. Volos  
30A Dikeosinis Street, 3051  
Limassol - Cyprus*

Note: Please feel to send me e-mails but I am going to be very busy the following months so please forgive me if I delay to answer to your e-mail. I read ALL MY E-MAILS.

You can set MidiPlus as your default player using the following window in MidiPlus options.



You can browse options by clicking on the  options button.





