

## Contents

A bookmark is a Internet web site address which has been saved by a web browser. Bookmarks are saved by web browsers usually in one of two ways. Internet Explorer saves the single bookmark as a Url file in a special directory. Netscape stores bookmarks in a special html file called bookmark.htm.

Bookmark Magic is an Internet bookmark utility. The program can converts many Url files into one Html file. Folders of urls are also processed. Bookmark Magic can also convert an Html bookmark file into individual Url files. If desired the Urls may be sorted by Url description. Bookmark Magic can also strip Netscape date tags from a bookmark file. The Html files created by Bookmark magic can be opened by a web browser or even used as a web page.

[About Bookmark Magic](#)

[Using Bookmark Magic](#)

[Feedback](#)

[Registering](#)

Be sure to check out other CyberMatrix programs at:

<http://www.cyber-matrix.com>

Netscape is a trademark of Netscape Communications Corporation. Internet Explorer is a trademark of Microsoft Corporation.

## About Bookmark Magic

Bookmark Magic is copyright (C) 1998, by CyberMatrix Corporation Inc. All rights reserved.

Please note that Bookmark Magic is not free software, it is trialware. You may evaluate it freely, but to continue using it you must register it.

Anything not explicitly allowed below, is prohibited.

This software is provided "as is". In no event shall CyberMatrix be liable for any consequential, special, incidental or indirect damages of any kind arising out of the delivery, performance or use of this software. This software has been written with great care but CyberMatrix does not warrant that the software is error free.

You may not attempt to reverse compile, modify, translate or disassemble the software in whole or in part.

You may freely distribute the trialware version of Bookmark Magic, provided that all the files are included and are unmodified and that no files have been added to the package. Please distribute it by copying the original zip file.

If you want to put this application on a freeware/shareware CD-ROM or other compilation, please contact [CyberMatrix](#) before doing so. This is to ensure that old or incomplete files are not included in the compilation.

You may evaluate the unregistered version of Bookmark Magic without any charge for the period of 30 days. After that period, you must register the program with CyberMatrix or completely remove it from your computer.

Bookmark Magic contains no time limits and is not crippled in any way.

# Using Bookmark Magic

[Screen Shot](#)

[Specifying the Url Path](#)

[Converting Urls to Html](#)

[Viewing the Created Html Code](#)

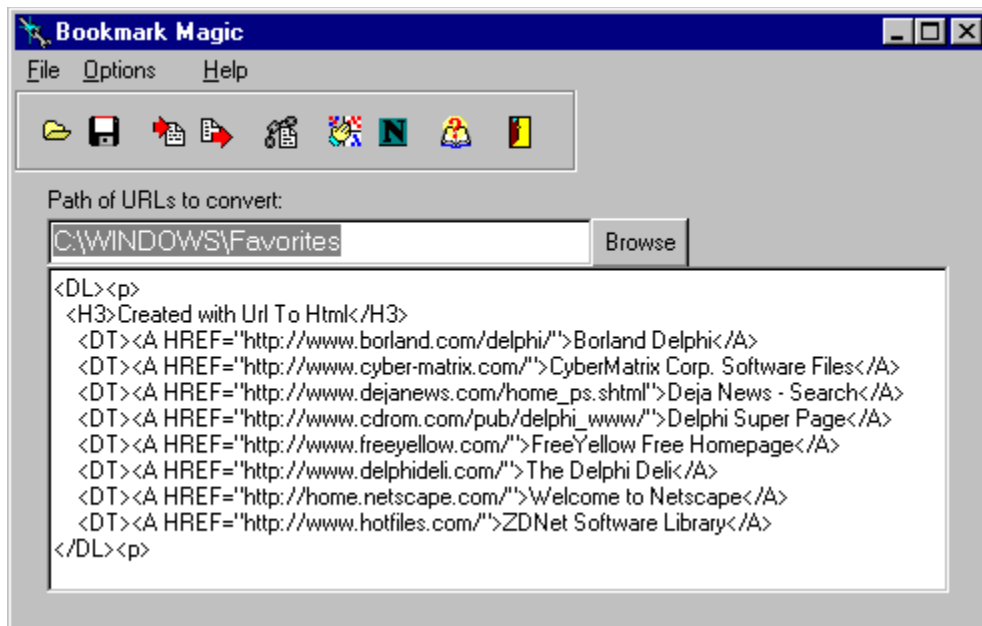
[Converting Html to Urls](#)

[Sorting Html](#)

[Removing Netscape Tags](#)

[Options](#)

After starting Bookmark Magic this screen will appear.




Click on any object to learn more about that object's function.

## Converting Urls to Html

### Specifying the Url Path


To convert Urls to Html code, a Windows path of where the Urls are located must first be entered in the [Url path edit box](#). The path defaults to the Windows Favorites folder. To choose a different path click on the [Browse](#) button and choose a folder.

### Converting Urls to Html


To convert all the Urls located in the specified folder into Html code click on the  button or choose [File](#), [Convert Urls To Html](#) from the menu. The [Html window](#) should then show the Html code for all the found Urls. Any subfolders found in the url folder will also be processed, indented from the urls in the main

folder.


## Viewing the Created Html Code

To view the Html code in the Html code window press the  button or choose File, View Page from the menu. This causes your default Internet browser to start and show the contents of the [Html window](#) as it would look as a web page.


## Converting Html to Urls

To convert the Html code in the Html window into individual Urls press the  button or choose File, Convert Html To Urls from the menu. The Url files will be created in the folder specified in the [Url Path](#) edit box.

## Sorting Html

To sort the Urls in the Html code window click the  button or choose File, Sort Html from the menu. This will sort the Urls by the Url's description in ascending order. Note that this function is not recommended for complex Html files. It works best with simple lists of Urls such as those found in a Netscape bookmark file.

## Removing Netscape Tags

The bookmark.htm file created by the Netscape Internet browser may be loaded into the Bookmark Magic program. However the urls in this file are a bit unwieldy to use in web pages unless the date tags are stripped from the html. To strip the date tags click the  button or chose File, Strip Netscape Tags from the menu.

## Options

The options for Bookmark Magic may be changed by choosing File, Options from the menu. Clicking an option will toggle it checked or unchecked.

### Word Wrap

If this option is checked long lines of Html will wrap onto the next line.

### Double Space Lines

If this option is checked Html code will be double spaced when a Url To Html conversion is performed.

### Indent Html

If this option is checked Html code will be indented when a Url To Html conversion is performed.

## Load Html File

Brings up a open file dialog which allows you to select an Html file to load into the [Html code window](#).

## Save Html File

Saves the Html code in the [Html code window](#) to a Html file.

## Convert Urls To Html

Converts all the Url files from the displayed path into Html code which is stored in the [Html code window](#).

## Convert Html To Urls

Converts the Html code in the [Html window](#) into Urls, storing the Urls at the location specified in the [Url Path](#) edit box.

## Sort Html

Sorts the lines of Html by Url description in ascending order.

## Remove Netscape Tags

Removes any Netscape date tags from Html code in the [Html Window](#).

## Test Html

Opens your default web browser showing how the code in the [Html window](#) would look as a web page.

## Help

Brings up this help file.

## Exit Program

Closes the application.

## Url Path

This is the path where \*.Url files are located,

## Browse

Brings up a dialog box to select a different directory.

## HTML Window

This is where the Html code containing the converted Urls is stored.

## Registering

You may try out Bookmark Magic without any costs for the period of 30 days. If you wish to keep on using it after 30 days, you must register it with CyberMatrix and pay a registration fee. If you do not wish to register the program after 30 days you must uninstall it from your computer.

There are two ways to register Bookmark Magic:

[Albert's Ambry](#)  
[Snail Mail](#)

### Albert's Ambry

The easiest and fastest way to register this program is to pay by credit card at the Albert's Ambry *secure* link.

The Registered Version of this program can be purchased and received immediately on the Internet at Albert's Ambry. Registration at Albert's also eliminates shipping and handling costs. Please go to:

<http://www.alberts.com>

Search on: BMg32s???.zip to find Bookmark Magic.

Click on the "Buy It" Hotlink to register this software.

### Snail Mail

You can register Bookmark Magic by printing and filling out the [registration form](#). (Note, you may also use the registration form on the Bookmark Magic main menu: [Help Register](#).)

### After Registering

After you have registered, you will receive from CyberMatrix a personal registration number that you can enter into the program so it knows that you have registered. You may enter this number in exactly one (1) copy of Bookmark Magic, installed on a single computer. More than one person is allowed to use the software, as long as no two people use it at the same time. Just like a book can be read by many people, but only by one person at a time.

If more than one person needs to use the software at the same time, you have to register a copy for each of them. Discounts apply for [bulk purchases](#). Please contact [CyberMatrix](#) for bulk purchases and site license information.

When your order and payment has been received, you will promptly be emailed a registration number. It is therefore important to include your email address when you place your order. Instructions will be provided on how to enter the registration number into the program.

See also: [Registration Form](#)

## Bulk Purchases

The following rates apply to bulk purchases of this program:

1 - 10 copies	no discount
11 - 20 copies	10% discount
21 - 50 copies	15% discount
51 - 100 copies	22% discount
101 - 200 copies	30% discount
201 - 999 copies	40% discount
1000 copies plus	50% discount

# Registration Form

## Remit To:

*CyberMatrix Computing  
#96, 630 Sabrina Rd S.W  
Calgary, Alberta, Canada T2W 2N7*

Name: \_\_\_\_\_

Company: \_\_\_\_\_

Address: \_\_\_\_\_

\_\_\_\_\_

\_\_\_\_\_

Email: \_\_\_\_\_

Name to register Bookmark Magic to:  
(usually your company or your name)

\_\_\_\_\_

## Registration details

- |   |      |
|---|------|
| <input type="checkbox"/> Register Bookmark Magic                    | \$20 |
| <input type="checkbox"/> Send the registered version on floppy disk | \$5  |
| <input type="checkbox"/> Canadian Residents add 7% G.S.T.           |      |

## Payment method

- ☐ Check  
☐ Money Order

Suggestions to improve Bookmark Magic:

\_\_\_\_\_

\_\_\_\_\_

\_\_\_\_\_

\_\_\_\_\_

I understand the license terms completely.

I understand that the software has to be treated like a book: only one person may use the software at a time.

I understand that improper payment will not be returned.

Date: \_\_\_\_\_

Signature: \_\_\_\_\_

## Feedback

CyberMatrix Corporation feels a strong sense of commitment to satisfying it's customers and potential customers. Please feel free to contact CyberMatrix at any time regarding what you did or didn't like about the product. Is anything missing, broken or can something be improved? The greatest effort possible will be made to timely incorporate customer suggestions into future versions of this product.

Please send any bug reports or suggested improvements to CyberMatrix at:

### E-Mail

[cmatrix@cyber-matrix.com](mailto:cmatrix@cyber-matrix.com)

### Snail Mail

CyberMatrix Corporation Inc.  
#96, 630 Sabrina Rd. S.W.  
Calgary, Alberta, Canada T2W 2N7

