

Welcome to CalCountNote!

©2000 Brian Stevens

What Does It Do

CalCountNote (CCN) has 5 integrated components:

- **Calendar** - a monthly calendar with a digital clock and an hourly chime..
- **Countdown** - a realtime Days, Hours, Minutes and Seconds countdown to the date of your choice. Similar to my Freeware program, Y2KCD, but with the important flexibility to choose the date.
- **Notes** - a general notepad for collecting To Dos and other important ideas you want to save.
- **Day Notes** (notes associated with a date) are just one click away and have a weekly view too.
- **Timers** so you remember to take breaks or whatever. Automatic repetitions too!

All five components emphasize small desktop size and easy click-to-use philosophy.

System Software & Install

CCN requires a minimum of Mac OS 7.1 and a color monitor.

Initial memory size (Get Info from Finder) is set to 900K but might need to be increased if you are using OS 9 or open gobs of daynotes windows on a regular basis.

Note: CCN is shipped as a PowerPC (PPC) executable. A 68k package may be downloaded from my web page: <www.doitnow.com/~brilor>

The CCN folder can be located anywhere on the hard drive. If you aren't sure, just put it in the same folder as other applications.

General Behaviors:

General

You choose which components are on the screen. So, if you only want to look at the Calendar, just close the other windows. If you Quit CCN and restart it, only the windows that were open at Quit time are opened. The general Notes, Countdown and Daynote windows also operate this way but Daynotes are always closed at start-up.

Initial memory size (Get Info from Finder) is set to 600K but might need to be increased if you use gobs of fonts (current size is fine for less than 55 installed fonts) or keep more than 10 daynote windows open at the same time.

Balloon Help is provided for the items in the File menu. This is a good way to get familiar with the operation. (Note: Why no Balloon Help for the other menus? They are standard menus and are consistent with other Mac applications.

Components:

Calendar

- Displays a monthly calendar with push buttons that allow you to change the month and year. Buttons provide access to future and prior years and future and prior months. The following shows the buttons:

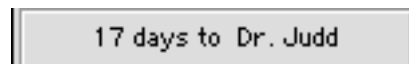


- Displays the current day/time at the top of the window. Use the Preferences (under FILE) to choose 24 hour time or 12 hour AM/PM time.

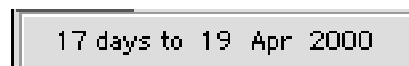
2:38 PM Apr 2000

- Chime sounds either on the hour, half-hour or silent, depending on preferences setting.
- Clicking on "SMTWTFS" in the heading displays the weekly daynotes view.
- ShowCurrent menu item (CMD-G) for returning immediately to current month/day on the calendar or current week on DayNotesThisWeek window.
- Current day is bolded. Daynotes are colorized. Pick the color in Preferences.
- Days, event text (or blank) until the countdown date is shown at the bottom of the calendar depending on preference setting. Click on the countdown to display the countdown window.

Countdown to event looks like this:



Countdown to date looks like this:

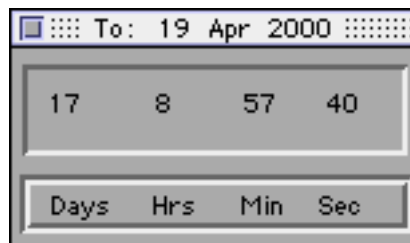


- Clicking on a date opens a note window for that specific date. Dates with notes are colorized. Date Notes are automatically saved when the "DateNotes" window is closed or upon quitting. Multiple daynote windows can be open simultaneously.

S	M	T	W	T	F	S
						1
2	3	4	5	6	7	8
9	10	11	12	13	14	15
16	17	18	19	20	21	22
23	24	25	26	27	28	29

Countdown

- Displays a realtime countdown to the date of your choice. To choose a date hold, down the OPTION key and click on the date in the *calendar* window.



DayNotes

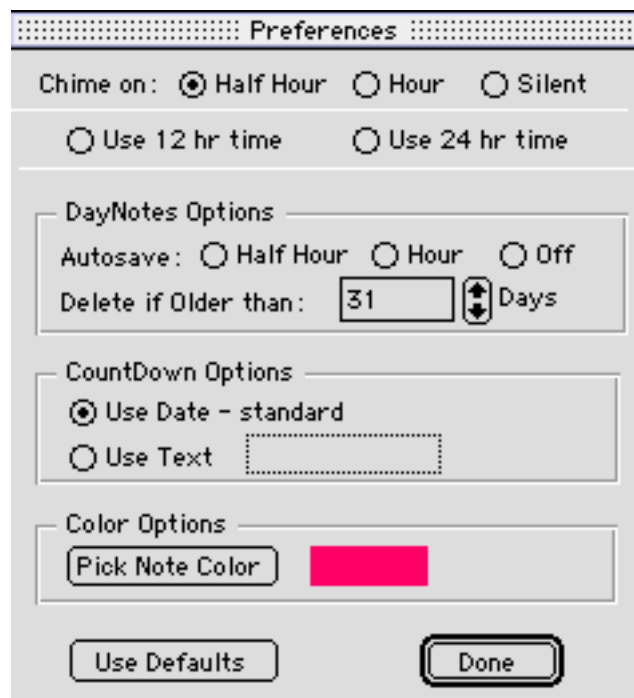
- Clicking a date opens either an existing note or a new one.
- Enter simple text notes. Each date has a maximum of 255 characters so write your long stuff in the general notepad (see below).
- To delete notes do a Select All (CMD-A), backspace delete the text and close the daynote window. If it worked, the color of the date should disappear. Use the preference setting to delete daynotes older than "xx" days. Deletion of daynotes based on this preference is done automatically when CCN starts.
- Multiple daynotes maybe opened simultaneously, but you can't open the same date in two windows. If you regularly open more than 10 daynotes windows simultaneously, you might consider increasing the memory allocation of the application.
- Edit Copy/Paste/Cut are supported in this window but fonts and styles are not.

General Note Pad (accessed via *shownotes* menu item)

- Notes are automatically saved when the "Notes" window is closed or upon quitting the application.
- Use the menus to cut/paste and pick your font, font size, and style.
- The FILE menu can be used to print the notes.
- Clicking a blank date on the calendar opens the general note pad.

Preferences

- Accessed via the "Preferences..." item on the FILE menu.



DayNotes Weekly View

DayNotes for week beginning 08/14/2000

Mon 14	✓ Dr Judd - 9am with hygienist	Fri 18	✓ need to cancel NETFLIX
Tue 15		Sat 19	
Wed 16		Sun 20	• Paint side gate • wash the car
Thu 17		<div>Previous Week</div> <div>Next Week</div> <div>Current Week</div>	

- View a week at a time
- Open via the FILE menu option or clicking on (S,M,T,W,T,F,S) on Calendar
- Today's date (i.e. **20**) is bolded (just like the calendar)
- Buttons navigate to previous, next weeks and current week

Timer

Accessed via the "Show/Set Timer" option of the FILE menu



displays this window:



Also, clicking on the bottom of the calendar window with an active timer opens the Show/Set Timer window

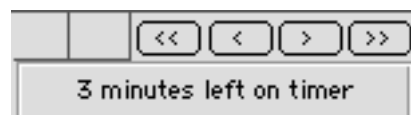
Why a Timer?

Several folks said they wanted to be reminded to take breaks from their computer every xx minutes. Also, others wanted to be reminded to do a chore in xx minutes. Besides, it's a logical extension to CCN. Hope you like it.

How am I notified a Timer has expired?

An audible alarm sounds when the timer expires. I made the decision to not use a system dialog box to alert the user (while using another program) since some programs do not cooperate well with the system notification mechanism (notification manager for any techies). CCN does present a dialog box but it may be in the background if you are using another program. Repititions do not start until you switch to this notification dialog and press the OK button to dismiss it.

- "Show/Set Timer" window indicates remaining minutes/seconds on an active timer. Note: this is just a snapshot. Press CMD-4 to update.
- Minutes remaining displays on the bottom of calendar window. If no timer is active the display shows the standard Countdown (or whatever was selected in Preferences)



- Use the window close box to leave the window without changing anything
If you change the hours and/or minutes when repetitions are active, the repetitions will use the new values.
- Repetitions are plus the initial timer. So, if you set a 2 minute timer with 3 repetitions, there are going to be 4 timers (1 plus 3 repetitions).
- The "Set It Now" button clears any previous timers (even one in progress) and establishes the settings chosen in the window.
- Settings in the timer window are saved when the window is closed while CCN remains active, but not after CCN quits.
- A timer is limited to a maximum of 23 hours and 59 minutes

----- Timer Alert Credit -----

Thank you to Stephen Sauer II and his "Steve's Alerts" for providing the timer alert sound. Steve may be contacted by email at: stevesauer@hotmail.com

Distribution & Registration

CCN is distributed as a fully-operational Shareware demo with 15 uses. The "How do I register" section below explains how to register. After 15 uses the application will insist that you register. Shareware Fee: \$15

Upon paying the registration fee, you will be sent the information to enter via the "Register..." option of the FILE menu. Once this information has been entered, **CCN** is registered and provides unlimited use (i.e. 15 use restriction removed)

CCN is distributed to you as a compressed archive. Individuals are welcome to redistribute only the original compressed archive. Please contact me if you wish to include **CCN** on a CD-ROM or other commercial endeavor. See Legal Information chapter for more information.

Contact Info:

Electronic mail: brilor@doitnow.com

Web Page: <www.doitnow.com/~brilor>

How much does it cost?

CCN has the following pricing:

- 1 to 9 single user licenses: \$15 (US Dollars) per user
- 10+ single user licenses: \$9 (US Dollars) per user

A single machine license is a license for one computer.

A Site License costs \$300 (US Dollars) and covers all locations for your organization within a 100 mile radius (160 kilometers) of your site. One advantage of the Site License if you don't have to track of how many people are using the software.

A World-Wide License costs \$1200 (US Dollars) and it covers all locations for your organization/company worldwide.

How do I register?

You can register CCN in 2 ways:

1. online via the web via Paypal or Kagi
2. postal mail

You can pay by cash, U.S. check, or credit card. The following sections explain the different methods in detail.

Registering online via the web

Two possibilities:

1) If you are a United States resident, CCN may be registered using a major credit card at

PayPal.com <<https://secure.paypal.com/auction/pal=brilor@doitnow.com>>.

Paypal sends me an immediate email notification of your payment and I will email the registration # to you

2) If you are a *not* United States resident or need to send international payment, CCN may be registered using a major credit card at Kagi.com

<<https://order.kagi.com/?S90>> Kagi will send you the registration #.

Both Paypal and Kagi are secure sites that protect you and your credit card information. Please fill out the form, and include your credit card number.

Registering by postal mail

Send your name, email address and payment to cover the number of copies you are registering to the address below. Personal checks or money orders drawn on US financial institutions are acceptable payment. Non-US (international) payments should be an international money order made out in US dollars.

Please make payable and send payment to:

Brian Stevens

1696 E. Laredo Street

Chandler, Arizona 85225-5346

USA

How will I be notified that my registration is complete?

Payments sent via online service are processed within 3 to 4 days by Kagi and the same day by Paypal. If you provide a correct internet email address, you will receive an email acknowledgement when it is processed.

I still have some questions...

For Paypal questions: Point your web browser to <<http://www.paypal.com>>.

For Kagi questions: Point your web browser to

<<http://www.kagi.com/FAQs/default.html>>.

You can also email me at brilor@doitnow.com

Why should I register?

For the same reason you should pay for anything that you buy. **CCN** is not free software. A lot of time and effort went into its design and creation.

It is also your way of telling me, “This product is useful; please continue to support it and improve it.” This is how shareware authors work. If people like a product and send in registrations, then I would be encouraged to continue to work on it. If no one likes a program, and very few registrations come in, then the program may be dropped.

CCN comes to you fully functional— nothing locked up, nothing hidden. **CCN** is very inexpensive, even for a shareware program, and with Paypal and Kagi, registration has never been easier.

Future Releases/Upgrades/Enhancements

Production and price of future versions (upgrades) of **CCN** are driven by registrations. Registration entitles you only to the registered version of CCN. To date, the author has delivered over 20 versions at no additional charge to the registered customers, but this is not guaranteed.

Legal Stuff:

Legalese (otherwise known as The Licence Agreement)

This is a legal agreement between you and Brian S. Stevens, covering your use of CCN. Be sure to read the following agreement before using the software. IF YOU DO NOT AGREE TO THE TERMS OF THIS AGREEMENT, DO NOT USE THE SOFTWARE AND DESTROY ALL COPIES OF IT.

This copyright software is distributed as shareware. You may use this software without any charge for 15 uses and may distribute the original compressed archive to others. The software is owned by Brian S. Stevens and is protected by United States copyright laws and international treaty provisions. Therefore, you must treat the software like any other copyrighted material (e.g. a book or movie).

Commercial distribution of the software is restricted without permission of Brian S. Stevens. I'll be more than happy to allow you to redistribute this software, but you must first obtain a license from me. I may be contacted at the above email address.

You may not rent or lease the software, nor may you modify, adapt, translate, reverse engineer, decompile, or disassemble the software. If you violate any part of this agreement, your right to use this software terminates automatically and you then must destroy all copies of this software in your possession.

The software and related documentation are provided "AS IS" and without warranty of any kind and Brian S. Stevens, expressly disclaims all other warranties, express or implied, including, but not limited to, the implied warranties of merchantability and fitness for a particular purpose. under no circumstances shall Brian S. Stevens, be liable for any incidental, special or consequential damages that result from the use or inability to use the software or related documentation, even if Brian S. Stevens has been advised of the possibility of such damages.

This Agreement shall be governed by the laws of the State of Arizona. If for any reason a court of competent jurisdiction finds any provision of this Agreement, or portion thereof, to be unenforceable, that provision of the Agreement shall be enforced to the maximum extent permissible so as to effect the intent of the parties, and the remainder of this Agreement shall continue in full force and effect.

Brian S. Stevens. Chandler, Arizona 85225

All trademarks are held by their respective owners.

Version History

1.7.1 (August 26, 2000)

- Fixed bug when appletalk is turned off

1.7.0 (August 19, 2000)

- SaveDayNotesNow in FILE menu - no longer have to quit to save daynotes to disk.
- Daynote Autosave option added to Preferences. Can pick hourly, half-hour or Off.
- Current Week button added to Weekly Daynotes View
- Dates for days added to Weekly Daynotes View
- Cosmetic improvements to Weekly Daynotes view
- LAN enabled after reworking code to write resources external to application
 - LAN enablement is the first step prior to adding LAN features (none yet)
 - LAN seat pricing is not available yet but will be when the features are completed.
 - Also makes incremental updates possible
- Balloon Help on FILE menu updated
- 2nd splash screen removed
 - Cosmetic improvements to splash screen
- Cosmetic improvements to Preferences window

1.6.0 (June 1, 2000)

- Implemented Weekly Daynotes View - as requested by Wade
 - Added "next" and "previous" week function
 - Added bolding for current date to match visual approach on calendar
 - Added "week beginning" description to window title
 - ShowCurrent menu item works on DayNotesThisWeek display
 - Display runs from Monday to Sunday to show the "weekend" in the same window.

1.5.3 (May 20, 2000)

- CD on calendar window now says "less than 1 day" instead of "0 days"
- Cosmetic bug fix: daynote on calendar showed colored after deletion.

1.5.2 (May 12, 2000)

- Fixed bug when Hours and Minutes on timer are zero

1.5.1 (May 12, 2000)

- Limited Hours and minutes to 23 and 59 respectively for TIMERS
- If timer is active remaining minutes show on bottom of calendar

1.5.0 (May 6, 2000)

- Timers implemented - as requested by Virginia and others

1.4 .3 (Apr 28, 2000)

- Removed extra file menu separator
- Fixed delete daynotes days in preferences to accept only positive numbers
- Fixed bug crash when no daynotes are saved.

1.4 .1 (Mar 13, 2000)

- Preference added to use factory defaults

1.4 (Mar 10, 2000)

- Converted all to new development system to allow creation of native PPC executable
- Drag and Drop added for:
 - copy between daynotes
 - copy between daynotes and general notepad
 - creating desktop "clippings" from a daynote or general notepad
- Copy/Paste for daynotes fixed.
- Calendar supports click through when inactive to open subsequent daynotes.
- Preference added to automatically delete daynotes older than "xx" days. Default is 31 days.
- Preference added to Countdown to event instead of date. Text can be blank (Thanks James F.!) if you don't want it to show on the calendar.

1.3.2 (Feb 11, 2000)

- New background for daynote window (matches general notepad) to make text insertion more visible.

1.3.1 (Feb 10, 2000)

- bug: Feb opens with no 29th on leap year. Fixed.

1.3 (Jan 22, 2000)

- New Preferences dialog to control:
 - **24 hr time**
 - chime on the hour, half hour or silent
- Mouse click on blank date in calendar opens general notepad.
Mouse clicks on non-blank dates still opens a daynote window for that date.
- OPTION click on date in calendar window sets countdown date. Extra calendar in FILE menu removed.
- Current date # bolded only in current month. Thanks for the suggestion Errol!
- Countdown expanded to handle dates to at least year 2200 & beyond
- Audible click added for any mouse click that opens a new window or sets the CD date.
- Balloon help updated

1.2.7 (Jan 3, 2000)

- bug: Month button (>) didn't check leap year. Year button (>>) works as correctly. Now both work.

1.2.6 (Nov 6, 1999)

- Feature added (command-G) to go immediately to the current month on calendar window.
Useful if you have scrolled many months or years away from the current year/month on the calendar window.
- Default (if one is not selected) countdown date is now January 1st of Current Year + 1

1.2.5 (Oct 29, 1999)

- Feature added to allow multiple day-note windows to be open at the same time.

1.2.4 (Oct 1, 1999)

- Number of Initial splash screens reduced for registered users.

1.2.3 (August 30, 1999)

- Minor bug with day notes corrected.

1.2.2 (August 30, 1999)

- Minor bolding bug on CD portion of Calendar window corrected

1.2.1 (August 24, 1999)

- Memory usage problem fixed that shows up when large numbers of day notes are saved
- Correct date change when CCN is left running past midnight.

1.2 (April 25, 1999)

- Include capability to add notes to any specific date/dates on the calendar
- Colorize daynotes to provide visual feedback for the user

1.1 (April 10, 1999)

- Internal release - development use only

1.0 (March 6, 1999)

- Initial release