

# Pensate for Windows v.1.0

(c) Torstein Hansen 1992

## **Introduction:**

Pensate is a (very) simple strategy game. It is brought to you as shareware, which means that you may freely distribute it to your friends (and enemies) as long as all files are kept together.  
If you enjoy the game - please see below.

## **To register:**

Send \$1 - \$10, or whatever you find appropriate, in an acceptable form to the address below.  
Any comments or bug reports are highly appreciated.

I may be reached by these addresses:

By post:           Torstein Hansen  
                  Baldersvei 5c  
                  N-7034 TRONDHEIM  
                  NORWAY

On Internet:      torstein@itekiris.kjemi.unit.no

## **Disclaimer:**

I take no responsibilities for lost salaries, lost jobs, bad weather, high taxes, dandruff, or any other losses and damages that may occur due to this program. Due to small parts inside, this game is not suitable for children under two years old.

## **How to play:**

The object of the game is to maneuver a circular playing piece from the base line to the top of the gameboard without being run into by any of the obstacles running around. Start by clicking on one of the empty squares at bottom of the screen. To move the circle, just click on an adjacent square. (No diagonal moves are allowed).












The obstacles, like the knights, arrows etc. will move once for each move you do, and in relation to the move you have done. Look in the table below for an overview. The obstacles will wrap around the playboard, which you may not.

If you succeed in getting to the top, the number of obstacles to look out for is increased by one in the next level.

It might seem easy enough, but try reaching the 10'th level....

And that's it! Just the right game to play while waiting for someone to answer that \_\_\_\_\_ phone.

## **Movement:**

	up	down	left	right
	left	left	left	left
	right	right	right	right
	up	up	up	up
	down	down	down	down
	left	right	up	down
	1 down, 1 left	1 up, 1 right	1 down, 1 right	1 up, 1 right
	1 up, 1 right	1 down, 1 left	1 up, 1 left	1 down, 1 right
	down	up	right	left
	2 up, 1 left	2 down, 1 right	1 up, 2 left	1 down, 2 right
	2 down, 1 left	2 up, 1 right	1 down, 2 left	1 up, 2 right