

AMUG NEWS

DECEMBER 1994

Arizona Macintosh Users Group

AMUG is a nonprofit organization dedicated to the education and assistance of its members in the use of Macintosh computers and related products. AMUG is not affiliated with Apple Computer, Inc. Apple and Macintosh are trademarks licensed to Apple Computer, Inc.

Arizona Macintosh Users Group
Resource Center
4131 N. 24th Street, Suite A120
Phoenix, AZ 85016
(602) 553-8966

Information hotline - (602) 277-5142
AMUG membership is open to anyone.
Annual dues are \$39 U.S. funds.

AMUG Officers

PresidentMichael S. Bean
Vice PresidentAlex Podressoff
LibrarianJeff Geertsen
MembershipAlan Heflich
TreasurerMike Bromley
Volunteer Coordinator.....Gary Fields
Mail Order CoordinatorDon Knox

Office Manager
Mike Bromley

Bulletin Board Services

AMUG I553-0749
AMUG OnNet946-3780
AMUG Preferred (\$25)553-0721
AMUG Australia.....(613) 848-2915

Meeting Coordinators
Vyle Greyv • Bill Davis • Gary Fields

AMUG News/Get Info Digest

The AMUG News and *Get Info Digest* are published by the Arizona Macintosh Users Group. Entire contents copyright ©1994 unless otherwise noted. Permission is hereby granted to other Macintosh user groups to reprint original articles if conspicuous credit is given to the author and this publication. Other material may not be reprinted without the express consent of the Editor or author.

Instead of a placing a trademark symbol on each occurrence of a trademarked name, understand these names are used for editorial purposes only, for the benefit of the trademark owners, with no intent to infringe on those trademarks.

AMUG and its officers assume no liability or responsibility for claims made by advertisers. Opinions expressed are those of the authors and do not necessarily reflect the opinions or beliefs of the officers or the Editor.

Editor.....Lea Bromley
Editorial Advisors: Matthew Frederick, Jim Metcalf.

Hardware: Quadra 900, PowerMac 6100/60, LaserWriter NTX (proofing), Apple Color OneScanner. Software: QuarkXPress 3.3, Microsoft Word 5.0a, Adobe Illustrator 5.0, Aldus FreeHand 4.0, Adobe Photoshop 2.5.1, Dynamic Graphics clip art, 3G Graphics "Images with Impact," Fonts: ITC Stone (family), Lithos from Adobe; Printing: Arizona Reprographics.

Advertising Rates: Full Page - \$165; Half Page - \$85; Quarter Page - \$45; Business Card - \$25. Special rates for prepayment/placement available. Circulation 2200. Subscription free with AMUG membership. Contact 553-8966 for Information.

CONTENTS

Adobe Premiere 4.0, Jim Metcalf6

An African Adventure, Jim Thomas10

Supporting Vendor List26

- President's Desk 2
- Editorial 4
- Bookshelf 5
- Bits & Pieces 12
- "Stuff" 15
- Calendar of Events 16
- News 17
- Helpers 18
- From the desktop 21
- Resources 22
- Beginners' Corner 24
- SrSIG News 25
- Training classes 28
- AMUG Picks 31
- Classified advertising 32

About the Cover, etc....

This month's cover is manipulated clip art from Dynamic Graphics' Designer Club collection. Adobe Illustrator 5.0 was used to prepare the graphic; (Aldus/Adobe/Altsys/Macromedia) FreeHand 4.0 was used to assemble the pieces. The "Happy Holidays" type is Sanvito, a multiple master from Adobe, the balance of the type is Adobe Garamond with some manipulation/modification. No trapping was necessary with the black simply set to overprint.

PRESIDENT'S DESK

by Michael S. Bean

AMUG Christmas Party!

On December 15, 1994 at 7 p.m. AMUG will have its Potluck and Christmas Party. Bring a dish and a friend and enjoy the presentations and the company of your fellow members. This will be held at the Resource Center at 4131 N. 24th St. #A-120, Phoenix. All members wearing an AMUG T-shirt will receive an extra raffle ticket.

Christmas Vendor Show

On December 9th and 10th AMUG will host a vendor expo with 20 booths, door prizes, a mini-auction and presentations. Come join us for this fun event. Contact Vyle Greyv or Mike Bromley at the Center if you can help with this show, 553-8966. Hours for the show are 10-6 p.m. each day.

Donations

Last call to save 1994 tax dollars with your donations to AMUG! As a 501c3 non-profit organization, your donations of items or monies can be of help to your tax bottom line. AMUG is in the process of adding some lounge furniture for members to utilize. If you have any bookshelves or couches/chairs (or money) that you would like to donate to this project call us at 553-8966. Line up those tax deductions for the year and help us decorate our new lounge. AMUG Needs You!

Training Upgrades

AMUG has upgraded our training area with the addition of three new 610 CD, 500 meg Mac's. This brings our training area to six nicely configured student computers and a teacher's Power Mac. We have also upgraded our Photoshop to 3.0 so look for our new class offerings. These computers are available for time-rental at the Resource Center whenever classes are not in session.

AMUG Preferred

AMUG Preferred - At \$25 per year Preferred is the BEST modem connection a Mac user can ask for. AMUG Preferred is the easiest BBS available. With 400 other users on line there are many resources to help you with your questions. Over 20,000 Mac files are on line and Internet mail access is available for \$25 more per year. Call 553-8966 and sign up today!

Internet BBS Accounts

AMUG Gold—gives Mac users the best slip connection in Arizona. You get 150 hours per month, all for the low fee of \$200 per year. That's less than 17 cents per hour. Plus you get an hour and a half on AMUG Preferred for no extra charge each day. Do it! See it! Don't miss it! Here are the accounts available:

"Gold" account - 1 year. This account gives you Preferred access plus you get a direct link to the Internet using a Macintosh interface through our UNIX box. You will get 150 hours per month of Internet surfing time with this account. Cost is \$200 per year.

"Silver" account - 6 months. Same as above but costs \$115 for six months.

Apple/IBM Computers

Apple computer has announced it will produce computers with IBM in 1996. The only problem with this agreement is that there is no agreement on the software the computers will run. By 1996 Microsoft will be shipping a new version of Windows and as such the competition will have a new operating system as well. Who knows, by then it might even work! As computer platforms merge, different models will come to look like more of the same. The only thing we can count on is each new gyration will have a slightly higher clock speed to motivate the emptying of our pockets.

Future Events

January 4-7 — MacWorld Expo, San Francisco

January 7, 1 p.m., — SGI & the Mac

January 19, 7 p.m., — Specular

Happy New Year & drive safely!

Happy Mac'ing



President

Arizona Macintosh Users Group



*Fir tree at right available on
the new AMUG Christmas Clips.
See Resources on p. 22.*



Insight

Index to Advertisers

Advertiser	Page
Alphagraphics	IBC
AMUG Repairs	23
Arizona Growth Industries	19
Arizona Laser	23
Arizona Reprographics	BC
Ben Wilson Insurance	31
Dick Lerner	5
Gemcolor	9
Insight	3
Lazer Recharge	5
Microsoft	IFC
Nisus	20
• Classified Advertising	32

Be sure to mention the *AMUG News* to Vendors
and Retailers with whom you do business.
We need their support!

We will be happy to send them a newsletter
and sales brochure.

Software Available for Review

Business

Co-motion – electronic resolution of issues
Spreadbase – data modeling & analysis
Magic Typist – automated typing & glossary
WealthBuilder – financial planning
Expresso – calendar & address book
Acrobat Exchange 1.0 – electronic exchange of documents
Professor Office – self-paced training for Excel & Word

Graphics

Multi-clip Pro – enhanced scrapbook
Claris Draw – newest version of an old favorite
PageTools – additions for PageMaker
VistaPro – 3D landscapes

Educational

Cinemania '94 – CD interactive movie guide
MemorizeIt – CD includes an information transfer system,
forms generation and database presentation, relational
database analysis and reporting
MathTeam – K-6 testing of math skills/testing
WarPlanes – CD encyclopedia of military aircraft & aviation

Games

ZOA – space fighter game
Myst – surrealistic adventure
SuperMines – strategy & logic
Out of the Sun – WWII air battles
Space Madness – space action
PegLeg – arcade-style action game

**NOTICE: Next deadline for submission of reviews,
columns, features, advertising, December 7 (Tues)
5:00 p.m., for the January '95 *Get Info Digest*...**

EDITORIAL

by Lea Bromley

A slightly early holiday greetings to all of you. Is your shopping done? If not, check out the Gold Pages for information about the Vendor Show set for Friday and Saturday, December 9th and 10th. Also detailed on the Gold Pages is the annual AMUG Christmas party. This year it will be a pot-luck. That event will be on AMUG's normal third-Thursday meeting night. I believe there is a bake sale in there somewhere, too.

Digest issue in January

1995 will bring the first in a series of three *Get Info Digest* issues. We've used a terrific color photo from Rob Decker, Jim Metcalf has handled the color separations and I am hunting for a service bureau who will help us with the negatives. Arizona Reprographics will be doing the printing on their new press. We have promises of a number of reviews, but there is still space for some feature articles, so if you have been wanting to see your name in print—the deadline for submissions of articles, reviews, tips, advertisements is December 7. Call the Resource Center 553-8966 or leave a message for the editor at 838-4036. Don't miss your opportunity for fame and glory.

Review list in again

On this page, you will see the list of software available for review. We are trying the program again mainly due to a number of inquiries and promises of reformed behavior.

So...we will begin again. If you see a software package on the list that interests you, if you sincerely believe that you will comply with the fairly simple rules, then by all means get in touch with Mike Bromley at the Resource Center. You will receive all the coaching, editing assistance, ideas, etc., we can provide.


You don't have to be a Rudyard Kipling nor a Guy Kawasaki, just write about your experiences with the software. Was the game easy to play? Was the manual adequate? Did your system scream and die? Did the tools do what you expected? The *AMUG News* is not trying to replace *MacUser* or *MacWorld*. We just want to have one user tell others what they thought of the software—as though you were sitting across a coffee table telling someone else your experiences.

Lastly, if you have software you especially enjoy, or experiences you tell others about (good or bad), send it in—like the experiences you tell your friends about. We're your friends.

AMUG News has arrived!!

Yours truly and the *AMUG News* now have an on-line address on AMUG's system. Electronic mail may be sent to the *News* by using the following... amugnews@fc.amug.org If you are already on First Class (Preferred) then send the mail to Lea Bromley. Problems? Call the Resource Center!!





The Bookshelf

Guide to System 7.5

By: Don Crabb

Hayden Books \$25.00, AMUG \$20.00 +tx

Brags and bewares from the author, the publisher, and purportedly from Apple, salt the book with interest. Both make an effort to state that System 7.5 is not perfect, nor did they expect it to be. It is a growing and evolving operating system.

Mr. Crabb "is one of those rare writers who is able to deal with technical information in a way that helps you visualize what he's talking about." He teaches you how to work with System 7.5 and its shortcomings. Chapters 1 through 6 explain all the features, commands, and functions in a critical, solutions-oriented framework. Chapters 7 through 10 concentrate on management issues, getting help and other extended topics.

Like most of the other cheerleaders for 7.5, Mr. Crabb finds QuickDraw GX a major positive element. From the technical standpoint, it is! Control over fonts, color, printing and more from the system level is a worthwhile dream. Only time will tell its practical application. Most of QuickDraw GX's capabilities are not yet usable because compatible applications, drivers and related products are not readily available.

There is a very good section on how to modify (read "personalize") your Mac. There is no mention of the minimum system acceptable to System 7.5, although he does indicate that "virtually all of your software that ran under System 7.0, 7.1, and 7 Pro is going to run under 7.5 [with some fiddling]." QuickDraw GX takes a minimum of a 68020 machine.

Sprinkled in with the extensive and well-written information about System 7.5 are tidbits and tips about good system management that transcend specific editions. There is also a chapter on troubleshooting, and it is very extensive. A most valuable portion of an altogether well written book. Crabb ends each chapter with some excellent advice and an amusing question and answer session. He has a very wry sense of humor.

If you have taken the plunge into 7.5 (or are planning to do so), this book will be well worth reading (as opposed to lining it up neatly with other books you have purchased, skimmed, but never read). With this one, not reading would be a mistake.

TECH SUPPORT TALES (from the "highway")

(Clients' names removed to preserve anonymity):

One guy called to complain that Norton Utilities failed to recover his data... after he had switched off the computer... before he saved his work.

Problem diskette: User took "remove diskette from sleeve and insert into drive" literally... sliced open the protective cover of the disk and inserted the disk media into the drive (5.25" floppy)

Macintosh Consulting and Repairs
Used Equipment Bought and Sold
R e a s o n a b l e P r i c e s

MAC ENVIRONMENT

"Macs Wanted!! — Dead or Alive!!"

- Troubleshooting hardware & software
 - System selections/consulting
- Used equipment bought/sold/traded

Dick Lerner
(602) 863-1617

Lazer Recharge

Test Drive!!

A Remanufactured Laser Cartridge

Call (602) 598-0744
Mobile (602) 397-9024

- Service & Repair
- FREE Delivery
- Most Makes & Models
- FREE Booklet About Laser Printing





Adobe Premiere™ 4.0

by Jim Metcalf

Let's Make Movies...

When I agreed to review Premiere, I did not know that it would be like learning a whole new language. But it is. And for those of you who are going to take the plunge, as I have, allow yourself enough time to learn this program.

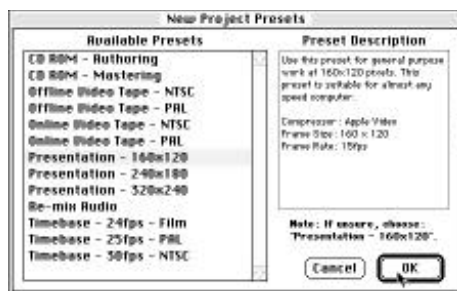
I must admit when I opened the box to take out all the neat stuff I thought I was getting I was a bit disappointed. There were the usual disks and a CD ROM, company propaganda and a very small manual — about the size of the Photoshop manual, but with fewer example figures than I was used to from Adobe. I knew I would need more information than came with the program, so I went out and purchased Adobe's *Premiere Classroom In A Book*, & CD. Armed with all this information, I was ready to install the program and begin making movies.

You can install the program with the disks or from the CD that comes with the package. Installation is standard, and takes little time. Make sure you turn off any virus protection. To be safe, reboot your computer holding down the Shift key to turn off any INITs or CDEVs that might hamper installation.

Installation went smoothly. Then I was given a jolt of reality when I read that the program required 4 to 6 megs of RAM, preferably 16 megs plus to really operate the way it was designed. Wow! Have you noticed that all the new programs seem to require more RAM? This is especially true if you have one of the new Power Mac's.

I decided to look at some of the sample movies on the CD's that came with the program. I suggest you do the same if you purchase this product. They were both inspirational and humbling. I began to wonder if I could make those movies. Imagine the time it took to create the Sixth Sense Interactive demo movie on the second CD that came with Premiere. It left me speechless.

As I said learning Premiere is like learning a whole new language. You have to get acquainted with a whole new set of terms. When you first open the program you are actually starting a new "Project."




A "Project" is a series of Clips you create or import to create a Movie. A window asks you to choose a "Preset" or format for your Project. You have several formats to choose from - the default setting is highlighted and is recommended for a general computer or slower computers. After you click "Ok," you



enter into the general work area of Premiere. The larger the monitor, the better—you now have six new windows in your work area. They are

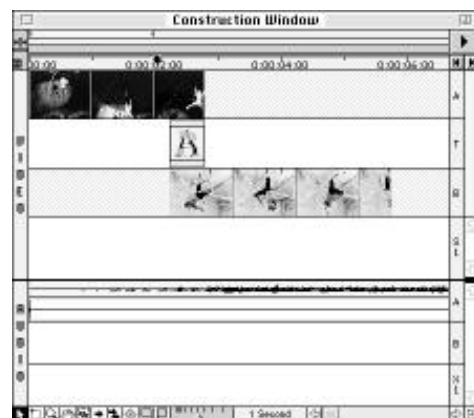
the Project window, Construction window, Info window, Transitions window, Preview window and Commands window.



The Project window is where you import and store "Clips". Clips are brought into the Project window by importing them from the File menu in the menu bar at the top of the screen. A Clip can be a Pict file, or an illustrator file or even another movie or a

sound/ audio file. You can import these files one at a time or in multiples.

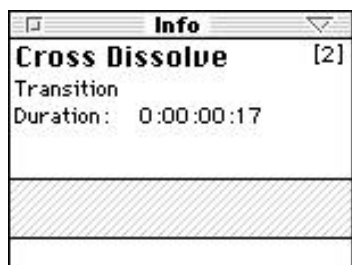
The "Construction" window is where you place your Clips and construct your movies. This is the heart of Premiere. Clips are placed on one of the several tracks available to you. To start with, you have two video tracks, a transition track, superimpose tracks, and 2 audio tracks. If more video or audio tracks are necessary, then you can add up to 99 video and 99 audio tracks. Along the top of the Construction window is a "Time Ruler". It is, as the name suggests, a ruler marked in fractions of seconds (it can represent a single frame or a 2-minute interval), with each major tic mark representing a full second of time on the default setting.



Just above the Time Ruler is a yellow bar with a red triangle at each end of the bar. This bar is the work area bar and controls the length of your movie when you compile your movie. It is default set to two seconds, and if you don't drag it to the right where your movie clips end before you compile your final movie, you're in for a very short movie... a two second movie. On each side and along the bottom of the Construction window are symbols/tools that can help you as you work. There is a "Play" triangle button on the right side top portion of the window. Right underneath the "Play" button are two smaller triangles representing "Edit line left" and Edit line right"... in other words, you can move frame by frame right or left. On the bottom of the Construction window is the Tools palette,





Time unit selector, and Current time unit. The left side of the Construction window is the Snap tool and the Edge viewing tool. There is an incredible arsenal of tools to help you make neat movies. As your movie gets longer and longer, there are the usual scroll bars to help you navigate along the various tracks of the Construction window.



The "Info" window gives specific information about your Clips. It lists size, time length, where it starts and where it stops.

A "Transition" window is for selecting preset special effect transitions between clips. Almost any type of transition is available to you. Whether it is a Zoom, Band Wipe, Cross Fade, Iris Round, etc. The list is long. Each Transition when placed in the Construction window can be modified by



double clicking on the placed Transition and selecting the slider bar to change the percentage of transition between video track "A" or track "B".

You can also change the transition from "A" to "A" or even "B" to "A". You have a lot of flexibility with Premiere.

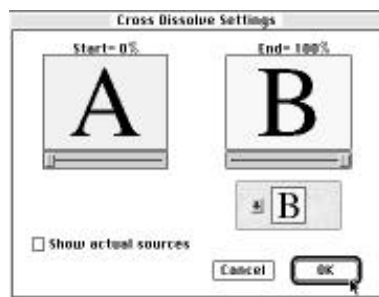
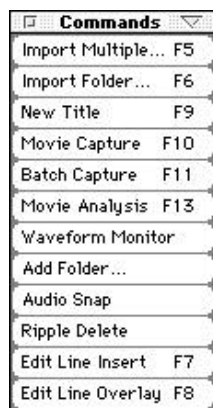
The "Preview" window is for previewing your movie as you assemble it in the Construction window. It is extremely helpful when making transitions between two clips. You can get an idea of how the movie flows and if the transition needs to be longer, or shorter, or whether you need to modify the transparency level of the transition.

Your last window up is called the "Commands" palette. It is for speedy access to frequently used commands. In the upper right hand corner of the Commands palette is a small triangle that when clicked on pops up the Commands Editor. You can add commands to the present list, etc. You can choose select the options from the pop-up list and change the viewing configuration of the palette. It's all up to you.


Once you have familiarized yourself with the various windows and terms, you are ready to make some movies. The tutorial in the Premiere manual actually was very good. It started simply by assembling some basic Clips. You can think of Clips as char-

acters or actors. The Construction window is your stage. Placing Clips on to your stage (the Construction window) is relatively easy.

Simply click on the Clip in the Project window and dragging it on to the "A" or "B" track in the Construction window. You can move them left or right to position the Clip as you require it. You do the same with the next Clip. You can line them up or overlap them. If you are going to make a transition between the two clips, you might want to put each clip on a different track and overlap them by a half-second to a second or so. Then put the desired Transition on the Transition Track between the two Clips. It really depends upon the effect you want that dictates the transition required.



Clips don't have to be used the way you necessarily brought them in to the Construction window. By this I mean you can trim them, crop them, and modify them with "Filters". Yes, Premiere has a slew of Filters, just like Photoshop, that you can use to modify the appearance of a particular clip. Multiple filters can be applied to your



Clip. The coloration can be changed, ghosting can be added, Mesh Warping can be done, and Premiere even lets you create your own Filters by using the Filters Factory. You can adjust the transparency level of a clip, add motion to your titles, animate titles, etc. There are even "Kerning" tools (adjusting the space between letters) within the Titles window. There are so many options, it is easy to get lost. Take it slow, it will take time to learn this program.

Part of the editing process is Previewing your clips as you go along. To do this put your cursor in the gray area where the Time Ruler is along the top of the Construction window and drag from left to right. This will allow you to view your movie with transitions. Depending upon the speed of your machine and the complexity of your movie Clips, it may take a while for the Time Line indicator to catch up and start moving. If you place your cursor in the wrong part of the ruler, you will bring up the Control palette. You can use this palette to preview your movie Clip, but it will not show you any of your transitions. Where the transition occurs, it shows you an "X" as it progresses.

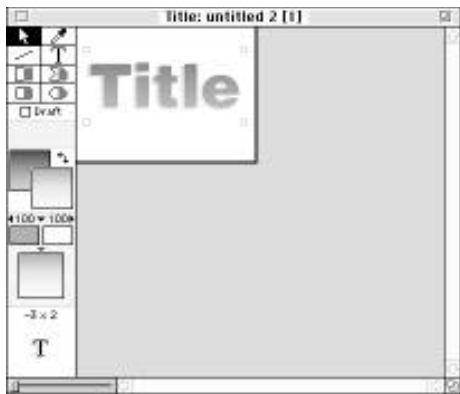
Premiere is actually several programs in one. You can create Titles in a program within Premiere (you can find it under the File menu). This window is a drawing program and allows you to set titles with drop shadows and gradient fills. Additionally you can create various geometric shaped object and fill those objects with either solid color or gradient fills.

Continued on page 8



Adobe Premiere 4.0

Continued from page 7



Another program within Premiere is the Libraries feature (you can find it under the File menu) for modifying some of the preset backgrounds you get with Premiere. There is everything from Marble to Granite backgrounds that you can modify the Hue, Saturation and Brightness.

If you are going to capture video from sources such as VCR, camcorder or laserdisc, you will need a video capture board or digitizing board that is QuickTime-compatible. For recording sound you will need a Macintosh with a sound input port or a sound digitizing device such as Macromedia's MacRecorder. Some of the video capture boards do include audio digitizing. You should be warned that connections between hardware components vary depending upon the equipment you are using.

The faster your video board, the faster the video frames can be redrawn on the screen. When capturing a full 30 frames per second, most boards only capture only one of two fields (half the screen lines) in a each frame. You will notice a degradation in image quality. For better results, capture images of a quarter-screen or smaller. The degradation of image is not as noticeable. Using JPEG compression will greatly increase image quality and full-motion video can be captured more effectively.

Capturing the highest quality video and playing it back at the maximum frame rate and image size depends on several factors:

- Speed and compression capabilities of your video capture board or the systems built-in video.

- Speed of the computer's hard drive. The best drives have an access time of 10 ms or less, and transfer rate of 3MB per second or more.
- Speed of the computer's CPU (central processing unit). Obviously, the faster your CPU, the faster your Mac will be able to process data to capture, or playback. The Adobe manual says the PowerPC 8100 is the best for capturing video.
- Data processing load on the CPU. In other words, what other programs or files are you running at the same time you are trying to capture or playback. You should turn off or quit out of any unnecessary programs, extensions, and control panel items, and turn off
- Appletalk. Turn off Virtual Memory if you are running System 6.
- Speed of the computer's data bus. The data bus controls the rate of transfer between the CPU and the capture board. The Quadra AV series and the Quadra 950 have the best transfer rates.
- Available RAM, if you are trying to capture to RAM. Many people capture video directly to RAM. Why? It is faster, but the movie's size is limited to the amount of free memory.

You can even do "Batch Capturing". This is especially useful if you want to edit a

movie with low-resolution Clips and to redigitize the Clips later at a higher resolution for outputting your movie. Before you begin capturing movies to disk, you will

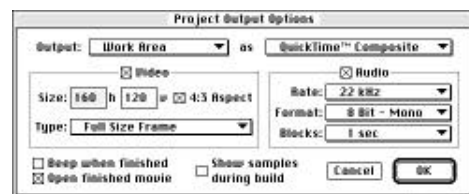
probably need to use Adobe Premiere's Waveform Monitor and Vector Scope to adjust the digitized signal being captured. With Premiere you can also capture video in slow motion.

My needs for Premiere are a bit simpler. My digitizing is limited to scanning in photography in Photoshop, modifying it, and then bringing it into Premiere. Or, I use Clips from various sources that have already been digitized. I then use it together with Macromedia Director 4.0 to produce presentations for the Macintosh. I freely admit I have not had the opportunity to do things

like capture from a video board or do any Batch capturing. That may come in the future as my clients require that service.

To make a movie, you must first save your "Project" then go to the "Make" in the Menu bar and select "Movie". It will take a few minutes to compile the movie. Directly after Premiere is done compiling your movie a "Clip" window will appear. This will allow you to play your movie from start to finish. You may elect to start another project and pull this finished Clip into that project.

With all the capacity of Premiere I was surprised to learn that Premiere does not have any



feature within it to make it interactive. If you want to create "Buttons" that you click on and an action is taken, you have to go to another program such as Macromedia Director 4.0, Hypercard, Supercard, etc. I noted that in several Adobe's programs they use Macromedia to do their interactive demos or digital art shows.

This is one hot program that deserves all good things people have been saying about it. Premiere is a program you can use on a basic level or a very sophisticated level. You are only limited by your imagination.

Roll cameras... and ACTION!

Notes:

Adobe Premiere 4.0 requires a Macintosh II with a minimum of 4 megabytes of RAM a hard disk, System 6.0.7 or later, QuickTime (included), 32-bit QuickDraw 1.2 or later; QuickTime-compatible digital video capture board recommended. Premiere comes standard with CD-ROM containing tutorials, clip media and documentation. It retails for \$795 and street is \$499; street upgrades are \$79 from 3.0 and \$129 from 2.0. Premiere 4.0 is accelerated for the Power Macintosh, but runs on a regular Mac, too.

Adobe Systems, Inc., 1585 Charleston Rd., PO Box 7900, Mountain View, CA 94039. (415) 9610-4400, (800) 833-6687, fax (415) 961-3769.



GEMCOLOR



AFRICAN ADVENTURE

Creating a full color poster from stock images available as clip art.

By Jim Thomas 8/3/94

The purpose of this presentation is to demonstrate how a full color illustration has been created, quickly, utilizing stock images available as clip art ready to use.

This demonstration was accomplished entirely in Adobe Illustrator 5.0 on a Macintosh Ilvx computer.

First, a theme

Our example, here, is of a typical promotional poster created by a sample zoo association for the purpose of announcing a fund-raising safari trip to Africa. The association needs collateral brochures, posters and display advertisements, all with a common graphic and color theme.

Clip Art available

Disk 51, from the Interpretive Clip Art Library, features African Wildlife. Three of the images from this disk were selected for this project. Copies of the Elephant, Giraffe and Acacia Tree were printed out for visual reference as we worked.

Next a bold graphic template was created to hold these images. This geometric pattern provided the colors and it created a strong shape that forced the viewer to focus on the lower right corner for emphasis. It also established a theme that could be repeated for continuity in other areas of the publications. This graphic has an architectural character and a suggestion of perspective, good aspects to hold together a group of unrelated images and make them appear

as part of a whole integrated design. Another consideration: All three illustrations were done by the same artist. It is important that the finished poster look like the same person worked on all aspects.


Time Lapse Construction

Once these decisions were made it was time to OPEN the software and begin.

Immediately, three layers were created to assist visualization and program speed.

The geometric template was placed in the back layer and temporarily dimmed so as to be a visual reference as the other images were placed.


Before doing this however, we needed to establish our color palette. Some thought must be given to printing methods before

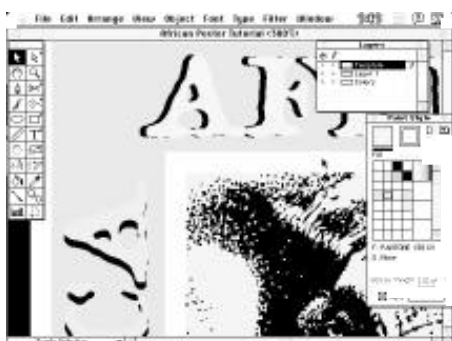
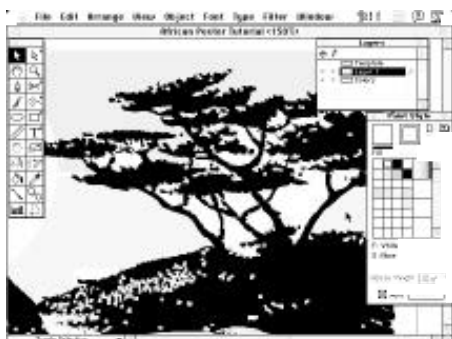


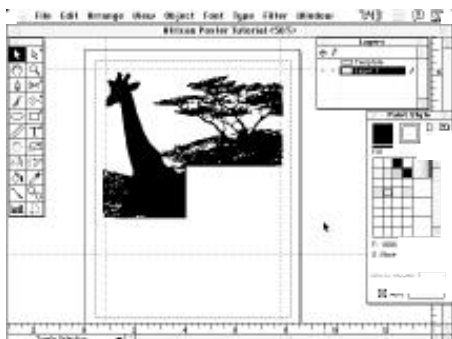


we do this. Is everything we need going to be printed by lithography? Can all methods execute four color process? How complicated is the art? Are there photos? All of this, and more, must be considered.

In our case all of the artwork was line art, solid colors, no halftones. This created the possibility of screen printing as an option. If someone ever wanted to print this design on t-shirts, spot colors would make it possible. This immediately made our decision. We chose to apply solid Pantone ink colors throughout.

In Illustrator we imported the PMS coated stock ink colors and selected a bright orange, a warm yellow, a teal green and a lavender for the elephant's highlights. This is a bright and vivid collection of colors to ensure getting attention and allowing us to





start. We can always change them later on in the process.

We assigned the bright orange to the outer shape, yellow to the second shape and green to the remaining two. All this is still in the back layer of our illustration.

Now we open the individual drawings from Disk 51, COPY them, and PASTE them into the middle layer of our drawing. Using the back layer as our visual guide, we re-size and reposition them until a pleasing composition is achieved.

It is apparent, as we work, that these imported drawings contain white spaces that do not match our background colors. To solve this we first select one of the single white elements in one of the placed drawings, then we apply the filter **SELECT: SAME PAINT STYLES**. This instructs the program to select all the other similar elements that also contain the same white fill instructions. Once selected, we then applied the same yellow ink as a fill. This made the individual drawings to appear as if they were, in fact, drawn on top of our color panels. The same color was showing through the openings in each illustration.

Selecting an element in the elephant drawing we did the same thing so as to give him a brighter, contrasting color. We know elephants aren't lavender, but this is a poster and lavender contrasts well with yellow and orange. After all, we're trying to create a mood and get attention.

Reviewing our composition so far we realized that we wanted the third "L" shaped panel to separate the corner illustration from the others. We wanted the giraffe and tree to become a background mural. We mechanically drew a circle behind the middle layer and in front of our color panels. We filled it with white. This created a sunset background feeling.

The third panel was moved from the background layer to the front layer thus creating a division of elements.

Solid black was added below the giraffe drawing, completing the edges of the illustration. We decided that these large solid areas would be perfect for future copy where desired.

Setting our composition aside for a moment we opened a new window in Illustrator and typed the word **AFRICA**. Assigning an old style typeface gave it the appearance you see. We converted this to outlines, making it a piece of computer artwork, COPIED it and PASTED it into our master drawing, making sure it was in the upper most layer. This element was duplicated, rotated and placed on the green

panel. Orange and yellow colors were applied respectively. After final positioning, each word was duplicated again to create a black drop shadow, making it stand out.

The final steps to complete this drawing were adding bold white lines on top of all the elements. These white lines traced the original spaces between the geometric shapes and were created in the top layer. Cleaning up the edges finished the assignment. Color proofing then provided information that allowed us to edit the colors.

The final drawing was saved with a color EPS header for use in any other layout program. A "gray" version, to clarify contrast, was created for this article. Orange and green are the same tone in black and white, so various gray shades were used in place of the original colors. This makes the sample you see here more legible.

The real benefit of having created this project this way, besides the savings in art fees, is the fact that this digitally-archived original can now be applied to many printed products, such as posters, brochures, flyers, advertisements, T-Shirts, decals and more. Color separations can be generated as needed for each use creating even greater savings and freedom.

Stock clip art doesn't have to remain plain and simple. You can get a lot out of it if you think about it. Hopefully, this example will stimulate some of that thought.



This "African Wildlife Collage" is on Disk 51 of a collection of images available from Creative Resources, Inc., in Flagstaff, Arizona. For more information: P. O. Box 488, Flagstaff, AZ 86002. Call (602) 774-2147 • Fax (602) 774-4647. EMail AOL: UNIDYN. Article and all illustrations ©1994 Jim Thomas, Creative ReSources.

Bits & Pieces

The Typebook 3.2.6

Someone asked about a utility to print samples of their fonts. There are utilities that will print one line of each font. That can be useful, but it is really not enough to give you a true feel for how the font will actually look when used normally. The Typebook is a (free) utility that does just that.

"[T]heTypeBook is a Mac utility which aids in the creation and maintenance

of a typeface reference book. This type of reference is extremely popular in the Graphics and Typesetting industries. It helps with the selection of typefaces by showing various attributes of each face on a printed page."

Several formats are available. One page contains font sizes ranging from 6 to 36 points with most of the alpha/numeric characters in upper and lower case. It also shows a few characters at 48 points. Each font can be shown on a separate page and a sample book made from these.

America Online Technical Support BBS

The America Online Technical Support BBS provides connection and troubleshooting information, local access numbers, modem drivers, and the latest releases of AOL software for downloading/upgrading. This BBS is available 24 hours a day at speeds up to 14,400 baud. If you have communications software for your modem, you can access the AOL Technical Support BBS. To connect, configure your communications software for 8 data bits, 1 stop bit and no parity, and dial 1-800-827-5808. The Technical Support BBS is not related to your AOL account. The call and the time spent connected to the BBS are free.

Another AOL Tip

Reset your sign-on software for the Sprintnet telephone number 1-800-546-2500. Set your modem speed at 14,400 baud. Then thank Jerry Klorman who picked this up from one of the conferences on AMUG First Class. This works under AOL 2.1 as well as 2.5.1. Jerry makes the excellent recommendation of setting this as your first login with the 254-1903 number used for the second try since the higher baud rate number will probably get busy quickly now that the word is out.

What's Windows 95?

The Top 10 list below has been floating around the Internet for several weeks. *Newsweek*, October 24, 1994 has been given credit: Top 10 things people think the "95" in Windows 95 really stands for:

- 10 The number of floppies it will ship on
- 9 The percentage of people who will have to upgrade their hardware
- 8 The number of megabytes of hard-disk space required
- 7 The number of pages in the "easy install" version of the manual
- 6 The percentage of existing programs that won't run in the new operating system
- 5 The number of minutes to install
- 4 The number of calls to tech support before you can get it to run
- 3 The number of people who will actually pay for the upgrade
- 2 The number of mhz required for the operating system to run
- 1 The year it was due to ship

Desktop Patterns Hidden Feature (System 7.5)

The following tip from Marshall Goldberg was cited on one of the Forums on America Online: "Apple's cool Desktop Patterns Control Panel, which comes with System 7.5, lets you choose from 64 desktop patterns — but it'll do more than that! If you open it and hold down the Option key, the "Set Desktop Pattern" button will turn into "Set Utilities Pattern." When you click the "Set Utilities Pattern" button, you'll change the background pattern used by all of the new System 7.5 Desk Accessories, including Calculator, Find File, Jigsaw Puzzle, Key Caps, and Scrapbook."

Editing Desktop Patterns (System 7.5)

The Desktop Patterns control panel doesn't allow editing as did the similar feature in the General Controls control panel of prior system versions. However, ResEdit works well. Just use ResEdit to open the Desktop Patterns control panel and then double-click the ppat resource, then double-click the pattern you wish to edit. By the way, you can paste a pict into the open control panel to add a pattern. Of course you can cut or copy patterns from the control panel as well.



Apple Guide Authoring Kit Offer!

The following is from Apple: "The Macintosh Guide which is included in Macintosh System 7.5 utilizes a technology called Apple Guide. Apple Guide is an electronic assistant that leaps beyond traditional help systems and guides the user through specific procedures one step at a time, actually leading the user through to the completion of the task.

If you are interested in building a custom Apple Guide you may request the Apple Guide Authoring Kit FREE for a limited time! This CD-ROM based kit includes all tools and documentation necessary to build a custom Apple Guide. The kit is available free until January 1, 1995. Please send your mailing information to any one of the following addresses to receive an Apple Guide Authoring Kit.

Attn: Apple Guide Authoring Kit

Apple Computer, Inc., 1 Infinite Loop, MS: 303-1E
Cupertino, CA 95014

AppleLink: Author.Guide

E-mail: Author.Guide@applelink.apple.com

After January 1st, 1995, The Apple Guide Authoring Kit will be for sale as a retail product.

Hard Disk Toolkit (HDT) Updates

The following is from an FWB press release: "FWB, Inc. is pleased to announce upgrades to the FWB ToolKit family of disk management software for Power Macintosh and Macintosh computers. RAID ToolKit 1.6, Hard Disk ToolKit 1.6, Hard Disk ToolKit*Personal Edition 1.6 and CD-ROM ToolKit 1.1 are now native applications for use with the Power Macintosh. If you operate on a conventional Macintosh platform, the upgraded versions of the ToolKit product family offer substantial improvements over versions 1.3 (or earlier) of RAID ToolKit, Hard Disk ToolKit and Hard Disk ToolKit*PE, as well as version 1.0 of CD-ROM ToolKit." As I recall, the upgrade price is \$39.95.

And Now, For Something Different

"Monty Python's Complete Waste of Time" has been published by 7th Level (\$59.95). The reference I saw mentioned a Windows version. I feel confident that a Macintosh will be forthcoming if it is not out now.

Microsoft Word 6 Converter

Microsoft Word 6 will open version 5.1 documents. However, Word 5.1 will not open Microsoft Word 6 documents, at least not as shipped. There is a converter which will allow you to do so. It is available on the AMUG bulletin board. An accompanying document explains what formatting changes should be expected when you do open a Word 6 document in Word 5.1. Speaking of such things, I understand a filter is on the way to allow PageMaker to read Word 6 files.

Source for QuickTime 2.0

Recently I noted that QT 2.0 could be downloaded from a certain location. According to a correspondent, it is no longer available there. If you don't plan on upgrading to System 7.5 (which includes QT 2.0, You can get it with a book for \$10.00 plus \$4.00 shipping from BMUG. The 120 page book is called BMUG's Quicker QuickTime and it tells you all you need to know about QuickTime to get started using digital video.:

BMUG

1442A Walnut St. #62, Berkeley CA 94709-1496

510 549-2684 voice, 510 849-9026 fax

QuickDraw GX Easter Eggs

If you have installed QuickDraw GX try these two:

- (1) Select a desktop printer icon, hold down command-option-shift, select open from the File menu.
- (2) Drag the QuickDraw GX icon from the extensions folder on to a desktop printer icon for the PDDMaker.

Michael Peirce, Peirce Software, Inc.

StuffIt Deluxe 3.5 Upgrade

Aladdin Systems Inc. has released StuffIt Deluxe 3.5, a major upgrade to the compression utility. The new version offers performance improvements and increased support for new Apple technologies. It is provided in both native 680x0 and PowerPC code, and compression and decompression are five times faster on a Power Mac 6100/60 than on a Mac IIci. Other features:

- PowerTalk mailer support
- Extended for AppleScript support
- Macintosh Drag and Drop support; drag files between the Finder and StuffIt archives, among archives, and between StuffIt and other Drag and Drop-aware applications with automatic compression or decompression.
- StuffIt SpaceSaver, compresses files more efficiently now, and it operates invisibly, so once a file has been compressed it will automatically decompress when opened and recompress when closed.
- Applications continue to recognize SpaceSaver-compressed files as though they had not been modified by the utility.

SpaceSaver is available separately for \$79.95. StuffIt Deluxe 3.5 sells for \$129.95. Registered owners of previous versions of StuffIt Deluxe may upgrade for \$35.95 until the end of the year.

Aladdin Systems Inc. of Watsonville, Calif., can be reached at (408) 761-6200; fax (408) 761-6206; aladdin@applelink.apple.com.

Old SIMMs for New?

A problem to be aware of when upgrading to a new Macintosh is whether or not old memory RAM (SIMMs) will be usable. For example, The PowerMac 6100 has two SIMM slots, and both slots must hold equal size SIMMs.

To the rescue (maybe) comes the Sermax company and its SimmStack. According to a December *MacUser* it is a device that allows for putting four of the older 30-pin Simms on a board that fits the PowerMac's 72-pin slot. It also reportedly works well in the various Performa and

Continued on page 14 ➡➡➡➡

Quadra models The "Maybe" above was because the device costs \$89, so may not be practical for your particular situation. Sermax can be reached at 212/410-1597

Virtual DeskTop, et. al.

This is a group of utilities one of which was described in the December 1994 *MacUser* magazine. Haven't had a chance to play with them very much as of press time, but a couple appear to be outstanding. The package is freeware and is available on our BBS.

AWOL Utilities 1.2 is a group of six programs for the Macintosh and Power Macintosh, all of high quality, and all absolutely free. Each works independently, but they work better together, so if you don't have all six, might I suggest that you explore your favorite Internet archive site (sumex-aim.stanford.edu, mac.archive.umich.edu, rascal.ics.utexas.edu, or other) and pick up a copy.

If you'd rather, send me a formatted DS/DD (800K) or larger diskette to 726 E. 7th Pl., Mesa 85203, and I'll send you a copy of the latest AWOL Utilities package. Please don't forget to include a stamped self-addressed cardboard disk mailer, or other suitably large envelope, or I won't be able to send it back to you. Full details of the AWOL Utilities distribution policy are near the top of the help file for each program.

VIRTUAL DESKTOP 1.8 The first and only of its kind, a virtual desktop manager for the Macintosh that works on all types of Macs and all types of monitors. For 160K of memory, you can have a virtual desktop as big as you like, in full color. Excellent for PowerBooks and other Macs with the ability to run many programs at once, but nowhere to put the windows. To get around, you have several options:

- use the scroll bars on the sides of the screen
- click a "door," or use the Door menu or Control Strip, to go to a preset location
- see the entire virtual desktop in miniature, and rearrange your windows and icons
- press a key combination to scroll in any direction
- push a reference point on the virtual desktop from A to B using the mouse
- shove the mouse against the edge of the screen to scroll in any direction
- In addition to the new door access methods and usage options, version 1.8 adds door options for item launching and color depth switching. With its many helpful features and options for customization, Virtual Desktop is one exciting piece of freeware!

MAYBE 1.4 This application picks up where Finder left off in its implementation of aliases. Converted aliases do more than just point to the original item. They can:

- play a sound
- open or print every item in the target folder
- open some other item (document, application, folder, or whatever) first
- send an Apple event to another program
- make a startup item optional, by questioning the user, or checking the state of a key

HELP ON WHEELS 1.2 This generic Help server, which springs

from the Help facility in the famous Disinfectant program, offers on-line, context-sensitive help service to all AWOL Utilities programs, and potentially others to come.

A user sees Help for several client programs stacked in a single window, with each program's menu commands and dialog items keyed to descriptive paragraphs in the help file. You tell the help server to follow your actions in the background, so you can read about the program while using it. HyperText links connect related sections and trigger demonstration actions by the client application.

The Help on Wheels developer's kit includes a sample application and everything a developer would need to add Help service to an application, control panel, or extension. The client interface is designed to take the burden of display, printing, saving, and other common help functions away from the developer. System 7.5 users with Apple Guide can install a special adapter extension to see all Help through that interface; other users can just install the Help on Wheels application and see all help that way.

PICTPOCKET 1.2 Here's a different kind of screen capture utility. It's great for people who need to build a lot of pictures of windows into documents, but don't want to waste a lot of storage.

PictPocket "picks the pocket" of applications as they draw their windows, not after they have been drawn. This difference allows it to place in the Clipboard a 'PICT' which represents the actual elements drawn, rather than a bitmap (raster) image. You choose whether or not to include the window frame. Not only is a PictPocket 'PICT' smaller than a bitmap 'PICT', and not proportional in size to the depth of color, but you retain the ability to edit the picture later, using an application such as Microsoft Word or PowerPoint. Change text, colors, position of elements, whatever! If you need a blow-up of the picture, just change the Page Setup scaling factor, and it will still print perfectly, with no bitmap "jaggies."

MENU EVENTS 1.2 This system extension bridges the gap between scripting applications and the vast number of non-scriptable applications. It makes most, but not all, applications controllable through their menu commands, using program linking (Apple events). Any script, or any program equipped to send Menu events, can query and execute the menu commands of any compatible application on any Macintosh on the network.

MENU GRABBER 1.2 A fascinating illustration of the power of Menu Events, Menu Grabber lets you pick an application from any Macintosh on the network, and presents an identical copy of its menu bar on your screen (but in bright red and white-on-black, just so you realize what you might be getting into). While grabbing an application, you can pull down a menu or use a keyboard equivalent to simulate the same action on the target application. This application can be useful in network management, and to people like me who sometimes forget to close a needed document before leaving the office.





AMUG "STUFF"

Get involved. Be an AMUG Volunteer!!

AMUG is a success BECAUSE OF YOU!! Contact Gary Fields, volunteer coordinator, 277-5142, or the AMUG Resource Center at 553-8966.

Kudos to the EXPO Team!!!

Feedback on the Training Expo had so many accolades for the trainers, we just have to mention it again. Thank you all for contributing so much. We know we have the most comprehensive classes available and that's because of YOU!!!

Mark Workman, Apple Computer, was the keynote speaker and stayed well above and beyond the call of duty. Three cheers!!!

Special thanks to Barb Schurman, of Barb's Bakery-957-4422, for donating a wonderful cake; and to Pete at AV Concepts 894-6642 for coming through at the last minute with AV equipment. [*This is not the first time AV Concepts has helped with an AMUG event. Ed*]

And, as always... our gratitude to the Magnificent 12 AMUG Volunteers for all the help and service. What would we do without you?!?!?!

Another new MacWarehouse Rep!

The new rep at MacWarehouse is Fred Botiato. His number is 800-622-6222 x3738. For those of you wondering why this note is being published... MacWarehouse offers special discounts to User Group members. So prepare your list from the MacWarehouse catalog, then call the above number and ask for Fred Botiato to place the order.

AZ APPLE SIG

As AMUG grows, it now offers support for Apple II computers through a new Special Interest Group, The Arizona Apple User Group. Apple II SIG meetings are held on the second Saturday of each month and begin at 10:30 A.M. AMUG is pleased to welcome AzApple to the Resource Center.

For more information, call 820-8819.

A large number of people purchased Apple computers and many continue to use them today. Also, schools purchased large numbers of these versatile computers. AMUG asks members to spread the word about this great resource.

Holiday Hiatus for SIGs

Several Special Interest Groups are taking a holiday break in December—partly due to vacationing members and partly due to scheduling problems at the Resource Center. The Vendor Expo is scheduled for December 9-10 (Fri/Sat) and it has pre-empted several other events. Vacationing SIGs are:

AZ Apple SIG - next date 1/14/95

Desktop Publishing SIG - 1/24/95

Gadget SIG - 1/7/95

Games/Programming - see January *Digest* for date.

Genealogy SIG - 2/25/95

POTLUCK—DECEMBER 15—7to9:30

Thanks to all the members who have signed up already. We are still short on meat dishes. Since our organizer is a vegetarian, all suggestions are appreciated. If you have any ideas or contributions for the PotLuck, contact Vyle at the RC. Special thanks in advance to all the members of the Senior Special Interest Group who have done so much already; and to member/volunteer Martin Cross for his assistance and expertise in planning.

Also, volunteers are still needed to help set up, direct "traffic," and clean up on the evening of the 15th.

BAKESALE—DECEMBER 17—11to4

If you have a special holiday treat (e.g., pastry, cookies or candy) you have been anxious to try on some unsuspecting fellow Mac users, please dig out the mixer, bowls and spoons and help us to furnish the AMUG Resource Center members lounge at the same time.

If you are looking for a last minute gift or plan to win hearts with home-made delectables you should come to the Center on December 17 and enjoy the shopping and friendship.

AMUG CALENDAR

AMUG Resource Center
4131 N. 24th St., A120, Phoenix
(602) 553-8966 • (602) 553-8771 fax

DECEMBER						
SUN	MON	TUES	WED	THURS	FRI	SAT
27	28	29	30	1	2	3
4	5	6	7	8	9	10
11	12	13	14	15	16	17
18	19	20	21	22	23	24
25	26	27	28	29	30	31

AMUG MAIN

Membership Meetings
Resource Center Meeting Hall
Newcomers' Meeting 6:00 PM

December:

Christmas Party & PotLuck
Thursday, December 15, 7PM

January 1995:

Specular
Thursday, January 19, 7PM

February 1995:

TBA
Thursday, February 16, 7PM

March 1995:

TBA
Thursday, March 16, 7PM

EXECUTIVE BOARD

Resource Center, Saturday, 9 AM
December 17 January 21 '95
February 16 '95 March 16 '95

All AMUG members are welcome to attend the monthly Board meeting. Come and express your ideas and views, or just listen. You will get to know your Board representatives and have an active role in the future of the Arizona Macintosh Users Group.

Special Events

Vendor Expo Friday/Saturday, December 9-10, 10-6 both days
MAIN MEETING & POTLUCK Thursday, December 15 7:00 p.m.
Bake Sale Saturday, December 17 11-4

Special Interest Groups

Arizona Apple User Group — Director Jerry Cline, Info 820-8819
Saturday, January 14, 10:30 a.m. (second Saturday of each month)

CAD/3D SIG — Director Joe Greco (917-8833)
Saturday, December 17, 10:00 a.m. Topic: MacDraft 4.0

Cross-platform (PC/Windows) SIG — NEW SIG
Saturday, December 17, 1:00 p.m., Macromedia Director :for Mac and Windows

Desktop Publishing — Director Lea Bromley (553-8966)
Tuesday, January 24, 6:30 p.m. "Fonts" roundtable, problem-solving, tips.

Educators — Director Alan Heflich (990-1637)
Saturday, December 3, 10:00 a.m., topic not available as of press time.

Gadget SIG — Directors Joe Cicinelli & Jerry Klorman
Saturday, January 7, 12:30 to 3:30, demonstrations of the latest and greatest. Bring two initialized disks to the meeting. (Next: Feb. 4)

Games SIG — Director Tom Deasey (941-8500)
Saturday, January 14, 9:30 a.m., "Telecom in genealogy."

Genealogy SIG — Director Bob McKee (945-2964)
Saturday, January 14, 9:30 a.m., "Telecom through Internet" Ted Finch (2d Saturday of ea. month)

MacStarters — Director Jeff Gross (835-6430)
Saturday, December 17, 9:30 a.m. If you are just learning the Mac or just have questions?

Newton FIG (Fun Interest Group) — Director Ashley Barnard-Armstrong
Tuesday, December 20, 6:00 p.m., Call 553-8966 for information

SrSIG (Seniors) — Meeting Leader, Walter Hom
Wednesday, December 28, 10 a.m. to noon; Main topic "State and Federal Income Tax—Changes, Tips, Software, Questions, Problems." Presenter H & R Block Tax Consultant Walter Hom. Board of Directors meeting follows.

NOTICE TO SIG DIRECTORS:

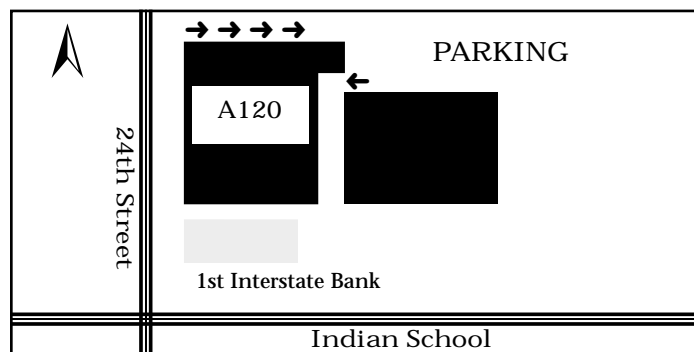
Next deadline for submission of dates/topics—December 7 (Tues) 5:00 p.m., for January '95 newsletter...

RESOURCE CENTER HOURS

Tuesday — Saturday 10:00 a.m. — 6:00 p.m.

CHRISTMAS

CLOSED Saturday, Dec. 24



Check on "what's up" in AMUG
by calling the InfoLine — 227-5142

All meetings & events are at the
Resource Center
unless otherwise indicated.

Rumors & Facts

*Gathered from various sources – no claim is
made about accuracy or truth*

Calendar dates of interest:

MacWorld Expo San Francisco, Jan 4-7

Over 400,000 sq.ft. of exhibit space at the Moscone Convention Center, more than 500 exhibiting companies. See uses & applications in a variety of areas (education, research, CAD/CAM, telecommunications, design, publishing, illustration, business/office, music, animation, programming, multimedia, entertainment, networking, legal. \$150 at the door for conferences and exhibits, \$40 for exhibits only. Make room reservations early!!

Power Mac 110 MHz system added

The Mac 8100/110 is based on a 110-MHz 601 processor. System ships w/16MB of RAM, a 2Gig hard drive, double-speed CD-ROM drive, and 2MB of video RAM; other features include on-board Ethernet, three NuBus slots, and 256KB of secondary cache. Street price is expected to be \$6,379; scheduled to ship December of '94.

Macromedia to acquire Altsys

Macromedia (Director) will exchange stock (\$69 million) for the privately owned Altsys (FreeHand and Fontographer). Additional jobs are to be created in both organizations. Altsys co-founders Jim VonEhr and Kevin Crowder will remain with the combined companies. The two will begin working together immediately with acquisition scheduled for completion in January.

Forstmann Little & Co. collects Ziff-Davis

For \$1.4 billion (yes, billion), Forstmann Little signed agreement to purchase Ziff-Davis whose magazine group includes *MacWEEK*, *PC Week* and *MacUser*. The deal includes Ziff-Davis' magazine, international media and market research groups, but not their trade-show business.

Asynchronous Transfer Mode cards

Fore Systems Inc. announced its first network interface cards for personal computers, including NuBus boards for the Mac. Theoretical speeds of 100 Mbps and 155 Mbps over fiber-optic cabling and Category 5 unshielded, twisted-pair wiring. The 13" cards will be priced at \$1,795 for a 100-Mbps, \$1,995 for 155-Mbps. Other such powerful hardware is in the works. Fore Systems Inc. (412-772-6600; fax (412) 772-6500; info@fore.com.

System 8.0

Plans for a 1995 release of System 8.0 for the Mac (Code name Copeland) may not be completed before early 1996. Copeland is an interim step to bridge the gap to Gershwin to allow the installed base of applications. 680X0 Mac compatibility may be abandoned. Apple wants to release at the same time as Windows 95.

NEWS NOTES

!!!Update on the Tradeshow!!!

This event will be held at the Resource Center on Friday and Saturday, December 10 and 11 from 10 a.m. to 6 p.m. each day. This is a first for AMUG and will offer vendors the opportunity to deal directly with members and guests. Featured will be key note speakers (still to be chosen), a mini-auction, product demonstrations and a lot of networking and socializing. Refreshments will be served in the "lounge." This event will be open to the public, so spread the word to your friends and relatives.

Exhibitors as of publication are Adobe, Attain, Claris, ColorMasters, Computer City, DMI, Delta Tao, Flax, MacTemps, Mastersoft, Microsoft Phoenix, Southwest Photo Equipment, Strata, Ugly Mugs, Zedcor. More are signing up all the time. Not only is the holiday season a great time for vendors to offer their wares to gift-buying Mac users, but alarmingly close to MacWorld San Francisco, so many of our favorite vendors are going to be scrambling. So let's reward those who come with our interest, and Christmas gift dollars. **TELL YOUR FRIENDS! SHOP EARLY!!**

There are many tasks involved when putting together an event such as this, so contact Vyle Greyv, event coordinator, Gary Fields, volunteer coordinator, or the Resource Center to get your name on the list of volunteers helping to make this a smash success.

POTLUCK DEC. 15—BAKESALE DEC 17

These two events are not to be missed!! The main meeting on December 15 will be a PotLuck (call the RC to sign up if you have not already) and Mark Workman from Apple returns to do a repeat of his System 7.5 Q&A presentation, plus QuickTime 2.0, and the new, DOS-compatible 6100.

The Bake Sale is a one-day-only event set for December 17. Plan on picking up some really wonderful goodies to supplement your holiday eating pleasure and gift-giving blended with lots of cheer and AMUG fellowship. If you have a special recipe you want to share—call the RC and sign up.

All proceeds will be used for improving the Resource Center furnishings.

SGI at AMUG

SGI (Silicon graphics) and AMUG have scheduled a major cross-platform event on January 7, 1:00 p.m., at the Resource Center. The subject will be the Mac/SGI symbiosis (the Indy—Indigo Workstation), hardware and software compatibility. So if you are interested in the sophistication of video, animation and graphics, you'll want to put this on your calendar.

AMUG HELPERS

Dave Beginski:892-2066
Hardware Help

Leigh Benson678-4172
Technical support, wide-area networks, Internet connectivity

Dave Bowman978-0332 (9am-5pm)
Hardware repair, memory problems, general Mac questions

Bill Davis:280-1011 (Days)
Newsletter design, Rags to Riches, PageMaker, MacVision Digitizer, MS Word 3.0x, Adobe Illustrator

Derek Davis834-1579 (9am-4pm)
Helix Express

Tom Deasey:941-8500
Think C, Think Pascal, 4th Dimension, SuperCard, HyperCard, Prograph (programming)

Charlie Downs:Work 468-1414 x168, Eve 994-5808
MSWord 5.0/5.1, Compuserve, fonts, HP DeskScan, OmniPage Pro, QuarkXPress 3.2,3.3, Suitcase 2.0, System Questions

Carl Dubow:247-6524
Canvas 2.1, Design Studio, FileMaker, newcomers/beginners

David C. Fein993-7920
PowerPC specialist - hardware/software

Janet FieroDays - 998-3896
Project management, Xpert, Professional, MGR

Chris Gehlker:Eves/Weekends 866-9024
Pascal, Assembly Language, Mach2 Forth, TMON, ResEdit, C

Joe Greco:917-8833 (8am -8pm)
Trouble shooting; networking; Systems 6/7, utilities, MSWord, Excel, FileMaker Pro, Illustrator/Streamline, Photoshop, FreeHand, PageMaker, Persuasion, DeltaGraph, Quark, most CAD.

Jeff Gross:835-6430
Excel, MacWrite II, desktop publishing, PageMaker, shareware, PD software, utilities, Word 3/4/5, System installation, general Mac questions

Dick Lerner:863-1617
MS Word, Excel, FileMaker Pro, MacWrite, equipment Problems, General Mac Questions, Technical Writing

"Mac Helpers" are people who are willing to volunteer their help and advice to other AMUG members. If you would like to added to this list, please call the Resource Center at 553-8966

AMUG RESOURCE CENTER - 553-8966
10am-6pm, Tues-Sat All subjects.

Bob Marley:956-5946
Older Machines, Ici, Hardware, System 7, Word, Reflex Plus, Utilities, General Mac Questions

Dorothy McKay:993-8415
SuperPaint, Thunderscan, HyperCard, Macromind Director (beg.), Systems 7.0/7.1, QuickTime, Video Frame Capture, general Mac questions

Rob McMillan948-1797 (9-4 Mon-Fri)
Quark 3.2, Beg. Illustrator 5.0

Ralph Messner:H: 840-8428 til 10
Networking, hardware problems Office 244-6114 til 5

Jay Nance:585-0256
HyperCard, SuperCard, 4th Dimension, MS Word, Excel, FileVision

Joe Pitonzo:955-7107
MIDI, Performer

Darrin Robertson939-6763
Beginners, cross-platform transfers, System 7, older machines

Janet Roth:H 831-8583
PageMaker 4, Quark 3.1, MS Word, Works, Excel, PrintShop, System 7, instruction PageMaker & Word, Persuasion 2.1

Phil Senesk:994-8836
Beginners, advertising layouts (computer and traditional)

Robert Snapptil 9pm 839-9068
Word 4 & 5.2, Excel 4.0, Word fro Windows, Excel for Windows

Gene Steinberg:8-6, 661-8008
System software, installation problems, Fonts, QuarkXPress, PageMaker

Rodgers Stone:375-1857
Apple scanner, Digital Darkroom, beginners, Ready-Set-Go, Design Studio, Ventura Publisher, Word 4.0

Paul Valach:967-3706
Hardware, training, PageMaker, Director, Works, XPress, set-up, general Mac questions

Mike Williard:(9-6 Mon thru Sat.) 661-0991
System 7, crashes, font problems, memory problems

Carl Young:493-0754
FrameMaker and document conversions

Robert Zusman:899-2565
Hardware, Mac II, C programming, general Mac topics

MEMBERSHIP APPLICATION



I would like to join AMUG!

This form is provided for anyone who would like to join AMUG, renew a membership or report a change of address. For membership or renewal, send this form and a check for \$39 made payable to AMUG to:

AMUG Membership
4131 N. 24th St., A120
Phoenix, AZ 85016

Today's date

NAME

ADDRESS

CITY

STATE

ZIP

PHONE(S) HOME

OFFICE

☐ New

☐ Renewal

☐ Change of Address

☐ BBS access requested

☐ AMUG Preferred (call for fees)



Beginski

nisus



FROM THE DESKTOP

Christmas break. The December meeting subject has been postponed until January. Does that make sense? December has several AMUG events scheduled and many of us have various other seasonal happenings and responsibilities, so... The subject of the January 24, 1995 meeting will be fonts and their habitat. It will have a round-table format with experienced helping the beginners and the experts helping the experienced. Included will be font types, characteristics, management (including transportation to service bureaus, and what is on the horizon.

A Quark tip

From the Grand Rapids newsletter which quoted Terry Wilson of the Princeton Macintosh Users Group:

Automatic right margin tab (Quark)

Typing option-tab turns that tab into a right tab, aligning on the right indent, regardless of the physical width of your text box. A fill applied to the last specified tab will apply to this tab. I use this for all forms needing fill-in-the-blank lines. Set the last tab to any position, and enter an underline as the fill character.

Now you can adjust the width of the text box, and your rule lines will extend all the way across, and line up perfectly.

Accel-a-Writer 8200

In October, I found an announcement that Adobe had licensed PostScript Xanté, a high resolution printer manufacturer, for the Accel-a-Writer 8200 laser printer. I asked the great group at Keystone, (local distributor of imaging equipment from Agfa and others), about the local distribution for Xanté and was delighted to learn that indeed Keystone had that honor. They helped me with a meeting with a representative from Xanté.

The results of this string of contacts, is that the *AMUG News* will have the use of an Accel-a-Writer 8200 for the week in December when I will be preparing the January '95 *Get Info Digest*. I will save a place in that issue for a review (obviously written at the last minute) about my experiences.

The *News* is currently proof printed on an aging and very dependable Apple LaserWriter NTX with 5 megs of RAM. Then Arizona Reprographics does 1200dpi output on a NewGen laserwriter (PostScript interpreter). You may not see much difference with the end product as both current output and the Accel-a-Writer are 1200 dpi; but, I will see it. All output will be done in my own home office and that is what you will read about.

Other newsletters

Now that we are discussing printers, let's explore a bit further. AMUG receives about 50 different newsletters each month from other user groups around the country. The members of the desktop publishing SIG had the opportunity to look at many of them and evaluate the layout, design, articles, graphics,.... If all goes well with AMUG's fund raising efforts aimed at acquisition of furniture for the AMUG Resource Center kitchen/lounge room, I will place copies of these newsletters there for reading and review.

System 7.5

Well, has anyone out there started using System 7.5? QuickDraw GX? If so, let me hear from you. I have not as yet made that leap for two reasons. First, being in business for myself, I do need to try to stay abreast of technology touching on the applications I use the most, but cannot afford lengthy fights with software/hardware compatibility problems. Second, most articles about System 7.5 mention a few things I would prefer to avoid just now, such as an even larger RAM requirement, a dearth of applications that take advantage of the QuickDraw GX code, AND (I guess this is a third reason) fonts are touchy enough without introducing additional factors.

If you have loaded System 7.5 (whether or not you use QuickDraw GX), mail, fax, call, upload your experiences and I'll report them here so we may all benefit.

Sending messages

Both *AMUG News* and I are now available more easily. I talked with the electronic highway folks here in AMUG and they registered the *AMUG News* for an email address.

Contact the *News*, amugnews@fc.amug.org // or Lea Bromley if you are already a subscriber on the Preferred bulletin board. The "fc" after the @ symbol indicates that the receiver is on a FirstClass system. If you prefer more traditional means: Mail c/o AMUG News, 1030 E. Manhattan Drive, Tempe, AZ 85282, fax (602) 838-1644, call (602) 838-5036.

Lea Bromley, SIG Director

Problems? Call the Resource Center.



AMUG RESOURCES

by Mike Bromley

Don't Miss AMUG Vendor Fair, December 9th & 10th

Circle these dates on your calendar and plan to visit the Resource Center where AMUG will be hosting a Vendor Fair. That's right, the meeting room will be "remodeled" to accomodate approximately 20 vendors who will show off all their wares. Sprinkle a few presentations in and voilà! you have a fun-filled day & you might even learn a few things! You could also pick up a few Christmas presents! AND..... you might even win something (rumour has it there might be some drawings or even a mini auction!!!!). The vendor line-up looks GREAT.....YOU DON'T WANT TO MISS THIS ONE.

Custom Training Sessions, Anyone?

A few companies have recently taken advantage of our excellent training program by sending their employees to classes at AMUG. This is, no doubt, economical from the financial standpoint and it certainly should increase efficiency at the workplace.

AMUG has corporate memberships available to companies with up to 20 - 25 employees which allows employee training at the AMUG membership price. If you would like to arrange custom training for your employees, please contact the Resource Center for membership information and scheduling.

Xmas Clips Disk Released

We've gathered a few Xmas clip art files for your holiday pleasure and these are being offered on an 800K floppy. To use these, a program capable of displaying EPS formats will be needed. A sample of the art on this disk is included in AMUG's Best Of shareware Catalog.

Mosaic Netscape™, New Internet Toy!

This program greatly enhances your ability to get around the Internet. This is a beta version from Mosaic Communications Corporation and the program will be going commercial in the near future. Using this program you can visit ftp sites and newsgroups, browse the Internet Directory and White pages for information, conduct searches and much more. All this can be done with a simple click of the mouse! Netscape™ 0.9 is available on the 1.4 meg floppy, Internet Utilities II, or you can download from the "highway."

Internet Utilities Disk Remodeled

Netscape™ will no doubt be the reason for NCSA Mosaic's early demise and as a result of this probability, Internet Utilities I has been remodeled. This disk now supports some great internet programs:

- Anarchie 1.40: Search the net for favorite subjects!
- Eudora 1.4.3: Excellent mail program!
- Internews 1.0.4 The latest & greatest news reader!
- MacWeather 2.0.4 Get the latest/greatest weather reports!
- Network Time 2.0.1 Fine tune Mac clock with this program!

AMUG Shareware Catalog Revision Due in December

A revised Shareware catalog will hopefully be available by the time the Vendor Fair debuts.

The catalog has been updated to include recent changes in the Best Of collection. Some design changes have been made to accomodate a different pagination scheme which will make future updates a bit more timely. Check with the Resource Center about availability.

New Books Hit the Shelves

A few new books are now available on the Resource Center bookshelf:

- Guide to System 7.5 - Everything you wanted to know about 7.5!
- Internet Yellow Pages - 10,000 addresses!!!!
- Word 6.0 Quickstart - Easy tour of functions & features.
- eWorld, Official Guide - Learn all about this new on-line service.

Consignment Area Crammed.

Lots of Mac hardware & software on the shelves. If you are looking for deals, you should make the Resource Center one of your shopping stops. In the consignment area right now: Mac SE systems, Apple Workgroup Server 60, (Quadra 610 equivalent) 14.4 modems, hand scanners, color & monochrome monitors, VideoFusion, LiveWire, FileMaker Pro, PageMaker, FileForce, Adobe Illustrator, Publish it Easy and much, much more.

Help!.... we need room! If your consigned items haven't sold and they've been at the Center for more than 90 days, please come and reclaim them (or donate to AMUG via written letter).

Reviews Anyone?

As the review list published in this newsletter indicates, there are lots of programs available. We need skilled writers who can put these programs through their paces and then tell others in an interesting way. If you want to be one of them, call Mike Bromley at the Resource Center.



AMUG does repairs!


As a member of the Arizona Macintosh Users Group, you are entitled to:

- \$35/hr. labor (\$60 for non-members).
- Repairs done by an Apple Certified Technician.
- If you don't want it repaired, there is no charge! (Does not apply to 128s and 512s).
- The lowest prices on original Apple parts.
- Quickest turn-around service in the Valley.
- We will match any prices advertised in this newsletter.
- Speed upgrades for all Quadras and Centris products.

Attention Powerbook Owners!
PB 100s, 140s, 145s, 160s and 170s

Apple has developed problems with the above machines. They have power supplies that can damage your logic board! Apple is not covering this under a repair extension, so we must catch them before they fail!

The AMUG repair center is not only dedicated to giving you the best and most reasonably priced Apple-certified service, but wants to help you avoid problems before they occur.

Call Bryan at the AMUG Resource Center
 Service Trained (602) 553-8966

Need Laser Cartridges?

...then call now

and try our **Superblack** recycled cartridge

HP – Canon – Apple – IBM + PC Copiers

Arizona Laser Cycle

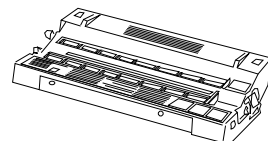
921-2008

FREE DELIVERY

Ask about our "Mailer" program for inkjet cartridges
Long-life drums for SX EPS, LX EPL, and CX EP

100% Money-back Guarantee!!

We buy empties



AZ Laser
Cycle
Since 1988

– Member –
Arizona Macintosh
Users Group

AMUG BEST OF... DISK ORDER FORM

Member Prices:	Disk Title	Qty	Price Each	Total		
Double-density \$3.00						
High-density \$4.00						
	AMUG Best of... Catalog (\$20 + 2.90 pstg.)					
Arizona Residents... Please include 6.8% sales tax. Postage is 29 cents for each of the first 10 disks, then 10 cents for each additional disk. Priority Mail is \$2.90 for up to 2 pounds (appx. 40 disks). Postage charged is subject to changes in postal rates. Call for rates on all other items (books, T-shirts, etc.)	Mail completed form to: AMUG Resource Center – Best of... 4131 N. 24th Street, Suite A120 Phoenix, AZ 85016	Subtotal				
		Sales tax (AZ residents)				
		Postage				
		Membership (\$39 annual)				
		Total				
Make checks payable to AMUG (Arizona Macintosh Users Group)	Name: _____ PLEASE PRINT					
	Address: _____					
	City: _____ State: _____ Zip: _____					
	Membership No.: _____					



Beginner's Corner

By Charles Downs

Essential Macintosh Christmas Gifts

With Christmas just around the corner, I thought I'd give you my list of utilities, extensions and control panels that no Mac owner should be without. Leave this list in a prominent place with the items you'd like circled in red, and perhaps you'll find them at your house on Christmas morning.

Freeware and Shareware



TechTool is very handy utility which simplifies rebuilding the desktop, zapping PRAM, and shows you the date of manufacture of your Mac and the number of hours it has been used since it left the factory. This last feature works only with Mac IIcx computers or later. Freeware. Requires Mac IIcx or later, System 6.0.8 or later. Available from the "Files" folder on AMUG BBS. To install, place it anywhere you wish and double-click the icon to launch.



WindowShade is a control panel which allows you to simplify your desktop when you have several windows open by collapsing a window to just its title bar, then expanding it again, all with mouse clicks. Freeware. Requires System 6.0.8 or later. Available from the "Util" folder within the AMUG CD folder on AMUG BBS. To install, just drop it on your System Folder (System 7.x) or in your System Folder (System 6.x) and reboot.



Apple included a forward-delete key on the extended keyboard, but neglected to activate it (it's just to the right of the \ key). The extension "Forward Delete" activates the key. Pressing it deletes the character to the right of the insertion point. Works with any system version on any Mac. Requires extended keyboard. Freeware. Available from the "Util" folder within the AMUG CD folder on AMUG BBS. Just drop it on your System Folder (System 7.x) or in your System Folder (System 6.x) and reboot.



PrintChoice is a Control Panel that enables you to bypass the Chooser (and the long wait while the Chooser launches) to select a printer or fax modem. It also allows you to rename printers. PrintChoice is a real time-saver. Requires System 7. Available in CompuServe's Macintosh Applications Forum (Permission has been requested to upload it to AMUG, but not yet received). Shareware, \$14. To install, drop it on your System Folder.



MyBattery is one of several splendid little applications written by Jeremy Kezer for PowerBook users. It is the best battery monitoring tool I've seen, and will track the charge and charging history of several batteries at once. Jeremy updates MyBattery every few months with great improvements. Available in CompuServe's Macintosh Hardware Forum (Portables and PowerBook Section). Requires System 6.0.8 or System 7.x. Shareware, \$10.

Installer takes care of the installation. Available from the "Util" folder within the AMUG CD folder on AMUG BBS.

Commercial Utilities and Applications



System Updater 3.0 is Apple software, available on one or two disks (the second disk contains all the Apple system enablers) and can be purchased for \$3 a disk at the AMUG Resource Center. The updater patches (slightly modifies) System 7.1 to the latest version. The improvements aren't all that obvious, but they're there.



Norton Utilities for the Macintosh is the best form of insurance for your data that you can buy. Not only will NU diagnose and repair hard disk software problems, it will retrieve most trashed files. It also contains SpeedDisk, a utility with which you can defragment and optimize internal and external hard and removable cartridge drives to speed up data acquisition and cut down on disk wear and tear. Published by Symantec. \$99. Shop for deals which bundle Norton Utilities with other Symantec software at the same price.



A better utility than Norton for disk optimization and defragmentation is DiskExpress II. It will optimize a start-up disk while the disk's system is booted (Norton won't), and its optimization scheme makes more sense to me and to many software reviewers. Published by Alsoft. \$49.



Ram Doubler effectively doubles your random access memory, and no one can ever have enough RAM. Trouble free, it just plain works. Published by Connectix, who provides excellent on-line support on CompuServe. \$55.



DiskDoubler and AutoDoubler can be used individually or together to almost double your hard disk or removable cartridge drive capacity. Both are file-compression utilities.



AutoDoubler, a control panel, works in the background, compressing files while your computer is idle. DiskDoubler, an extension, will also compress files, but adds the ability to create self-extracting archives and splitting large files to fit on two or more 800K or 1.4MB floppies. Now packaged together as "SuperDoubler." Published by Fifth Generation Systems. \$77.

Hope you find one or more of these under your tree!



SrSIG News

by Gray Donaldson

December 28 Meeting— All About Income Taxes

After the joyous holiday season comes the none-too-joyous tax season. So SrSIG—always alert to current member needs—is devoting its December 28 meeting to prepare us for our eventual filing of federal and state returns. We are in an ideal condition to carry out this function because SrSIG charter member, Walter Hom, is also an H & R Block-trained tax consultant and works for that firm.


At our meeting, Walter will present an overview of tax changes since last year and will offer tips that are of special interest to retired seniors as well as our few still-working SrSIG members. He will also discuss the various tax software packages that are available and would be helpful to us. So, bring your problems and questions to this meeting. You won't find a better venue to get tax-related answers and solutions to problems. Of course you can wait until later to get an hour or more of professional tax help from Walter and other H & R Blockers. It's available—for a hefty fee.

Review of October 26 Meeting.

Jim Roose was the presenter or the Main Topic at this mulcting. His subject was the preparation of greeting and note cards. On his remarks, Jim noted that you do not need special equipment but can use what you have on hand. He brought a number of greeting and note cards to illustrate size, formats and general techniques. He also had an example of using foil overlays applied by heat from his laser printer. Included in his presentation was a small booklet which summarized his verbal presentation and included a list of Phoenix area stores where paper products and clip art can be obtained. A highlight of the meeting was a display by Dottie Foreman. She brought examples of greeting cards and flyers that were most impressive

Display Area at December Meeting.

In Jim's review above, he also mentioned that he hoped other seniors would bring in examples of their work. The more we see, he said, the more we realize that we, can do these things—and in so doing—increase the enjoyment and usefulness of our Macs. I mention this here, because we have planned a special display area at our December meeting. We will have tables and display boards against the south rear wall of the meeting room. We are feeling our way with this so if you plan to bring in one or two items, please give Gray a call at 945-2441 so we will know what to expect.



A Short Bio from Each SrSIG member. The Impossible Dream?

Since SrSIG began, I have viewed it as far more than merely a social mechanism to increase our competence in the Mac. Rather, I saw it as an ideal way to widen our circle of friends beyond that which

normally accrue from daily living. Of course, this has happened, but it's like scratching the surface of a vastly wider potential. Sure, we know each other's names—courtesy of Jim Roose and his name tags—what we look like, where we live, and what kind of Mac we use.

But, really to know and appreciate each other, we need to know more. I've suggested two or three times that each of us write a brief bio—a half page or less—to hand in for distribution. The suggestion fell like a windless kite and only two or three of us complied. The reasons I hear are "Nobody is interested in me; I value my privacy; Forget me as a person, just help me with my Mac!"

But I'm going to keep hacking away at this issue and for our December meeting—as an experiment—a few of us are going to write briefly of our birth and early lives, education, families, major vocation(s), what's going on now, and any other matters you care to mention. Then, we'll duplicate about thirty or forty copies for you who are interested. By collecting them each month—assuming enough of you take part in this—in time you'll have a good idea of our SrSIG friends' backgrounds.

Buying a New Mac? Check the User Group Connection.

Finally, after goading by my SrSIG buddies, I decided to forsake my old Ox Cart Mac Plus and move into the rarefied air of a modern Mac. I checked into several stores and chose the Performa 550 as one that would suit my needs and pocketbook. Then Al Coir told me of a service from Apple that is available only to user group members. Inevitably, of the thousands of Macs sold each year, a few have minor problems and, under warranties, are returned to Apple. There, they are made new again and are sold to user group members at reduced prices. I now have one of these. So for \$1449—including tax and delivery, 68030/33 MHZ processor, 8 MB RAM, CD ROM, 160 MB hard disk, DOS compatibility, and a lot of other neat multimedia stuff.

AMUG Vendor Auction

Contributing Vendor List

What follows is a list of AMUG the Supporting Vendors who have contributed merchandise for our Annual Vendor Auction. Please take the time to read the names of the vendors so you are familiar with those who are supporting you with their donations to the Arizona Macintosh Users Group. When considering your purchases or advising others, be sure to recommend these vendors.

The list will be published in the October, November and December 1994 issues. The vendors will each receive a three-month AMUG membership and receive copies of the *AMUG News*. AMUG extends its sincere thanks to these vendors for their very generous support.

Company	Phone
Abracadata, Ltd.	800-451-4871
Aci Us	408-252-4444, ext. 5
Addison-Wesley Pub	617-944-3700
Adobe Systems, Inc.	800-833-6687
AEC Software	703-450-1980
Agfa Corporation	800-424-8973
Aladdin Systems, Inc.	408-761-6200
Aldus Corp.	206-622-5500 or 206-628-2375
Alphagraphics	602-274-2345
Alki Software, Corp.	800-669-9673
Alliance Interactive Software Inc.	305-423-4289
America Online Inc.	800-827-6364 #5276
American Databankers Corp	800-775-4232
American Institute Of Small Business	800-328-2906
Apple Computer, Inc.	408-996-1010
Ares Software	415-578-9090
Asd Software.	714-624-2594
Attain Corp	617-776-1110
Avery Dennison	909-869-7711
Avid Technology, Inc.	800-949-2843
Baseline Publishing	901-682-9676, fx 9691/e:PatrickBP@aol.com or PatrickBPI@eworld.com
Bear River Institute	415-644-0555
Berkeley Systems, Inc.	415-540-5536
Bit Jugglers Inc.	415-968-3908, 415-968-5358 fax
Bookmaker Corp.	phone not available at presstime
Bowers Development Corp	508-369-8175
Broderbund Software	800-521-6263
Brooks/Cole Publishing	408-373-0728
Caere Corp.	800-5325-SCAN
Calcomp Digitizer Div.	602-948-6540 or 800-458-5888 fax 714-821-2893
Calisé	213-373-9196
Callisto Corp.	1-800-544-4511
Casady & Greene	408-484-9228 or 800-359-4920

Claris Corp.	310-988-6541
Clear Lake Research	713-242-3494
Cobb Group	502-491-1900
Computer Support Professionals	285-0655, fax 1425
Connectix Corp.	800-950-5880
CopyData Products, Inc.	602-955-8477
Dantz Development Co.	510-849-0293
DeLORME Mapping.	800-452-5931
Delta Tao Software, Inc.	800-827-9316
Digital Imaging Assoc, Inc.	800-989-5353
Digitalk, Inc.	310-645-1082 or 800-922-8255
DLM Software Inc.	phone not available at presstime
Dream Maker Software.	303-762-1001
Ds Design	800-745-4037/919-319-1770
E.T.I. Institute Of Taxonomic Zoology	31-20-525-7239
Educational Activities	516-223-4666 or 800-645-3739
Electronic Arts	800-245-4525
Equilibrium	800-524-8651
Expert Software, Inc.	800-759-2562
Extensis.	503-274-2020 or 503-274-0530 fax
Faircom Corp	800-234-8180
Farallon Computing.	510-814-5000
Fingertip Software	phone not available at presstime
Great Wave Software	408-438-1990
Hayden/Prentice Hall.	317-573-2978
Hayes.	404-441-1617I
Helix Technologies.	708-465-0242
Hi Resolution	800-455-0888
Hyperglot Software Co.	615-558-8270 or 800-726-5087
Image Club Graphics	800-661-9410/ 403-262-8008X236 IMAGECLUB@AOL.COM
Imagetects	408-252-5487
Innovative Data Design.	415-680-6818
Interoptica Publishing Ltd.	212-941-2988
Ism, Inc.	410-560-0973
John Neil And Assoc	phone not available at presstime
K-12 Micromedia Publishing, Inc.	201-825-8888 or 800-292-1997
Kandu Software Corp.	703-532-0213



Kensington 415-572-2700 or 800-535-4242
 Kent Marsh Ltd. 713-522-5625 or 800-325-3587
 Kiwi Software, Inc. 805-685-4031
 Light Source, Inc. 415-461-8000
 Linographics 800-854-0278
 Lucasarts. 800-782-7927
 Macromedia 415-252-2000
 Mainstay. 818-991-6540
 Maris Multimedia Ltd. (England). (0) 71-488-1566
 Mark/Space Zmodem 408-293-7299
 Massey Publishing 212-818-0487
 Mastersoft 948-4888
 Mecc. 800-685-6322
 Media Design Interactive. 011-44-252-737-630
 Metatec Corp./Nautilus 614-761-4111 or 800-637-3472
 Metrowerks Inc. 514-458-2018
 MiBAC Music Software 507-645-5851, fax 2377
 AppleLink: D5638, 507-645-5851
 Microsoft Corp. 206-882-8080
 Microsoft Press. 206-822-8080
 MicroSpeed. 510-490-1403
 Mircomath Scientific Software 801-943-0290 or
 800-942-6284
 Motion Works, Inc. 604-685-9975
 Multicom 206-622-5330
 MultiTech Systems 612-785-3500 or 800-329-9717 fax
 New World Computing, Inc. 818-999-0606, ext. 218
 Nisus Software, Inc. 800-822-2993
 No Hands Software, Inc. 415-802-5800
 Nordic Software, Inc. 402-488-5086
 Now Software, Inc. 503-274-2800 or 800-237-3611
 Optima Technology Corp 714-476-0515
 Orange Cherry/New Media Schoolhouse 800-672-6002
 Peachpit Press Inc. 415-548-4393
 Photodisc, Inc. 800-528-3472
 Pixar 510-236-4000
 Portfolio Systems 800-729-3966 or 408-252-0420

Price Books and Forms, Inc. 1-800-423-8961
 Putnam New Media 703-860-3375 x226
 Qdea. 800-933-9558
 Quality Computers. 313-774-7200 or 800-777-3642
 Rae Technology, Inc. 408-725-2850
 Ray Dream Inc. 415-960-0765
 Reality Technologies 610-277-7600 or 800-346-2024
 Scitor 415-570-7700
 ShadeTree Software 602-279-3713
 Shana Corp. 403-463-3330
 Sna 800-628-6442
 Sonic Systems. 800-535-0725 or 408-736-1900
 Specular International 800-433-7732
 Storm Technology 800-275-5734
 Strata Inc. 801-628-5218 or 800-678-7282
 Studio Advertising Art 702-641-7041
 Sybex Inc. 800-227-2346
 Symantec Corp. 800-441-7234
 T/Maker Co. 415-962-0195
 Take 2 Interactive Sftw. phone not available at presstime
 The A G Group. 510-937-7900
 The Barcode Co. 800-733-7592
 The Learning Company. 800-852-2255
 Tom Snyder Productions, Inc. 800-342-0236
 True Basic, Inc. 800-872-2742
 Ugly Mugs 602-678-0081
 Useful Software Corp. 508-922-7272
 Velocity Development 708-991-0594
 Ventana Press. 919-942-0220
 Videofusion 800-638-5253
 Virtus Corp. 800-847-8871
 Walnut Creek CDROM phone not available at presstime
 Warner New Media 818-955-9999
 WordPerfect 801-225-5000
 Working Solutionz Software 805-522-2170
 Writing Tools Group, Inc. 415-332-8692 or 800-523-3520
 Zedcor, Inc. 602-881-8101

oops!

Here is a heartfelt letter from an important vendor. His software is currently in the hands of AMUG member Avalardo Molinet, who is writing the review and preparing some crossword puzzles for inclusion in the newsletter.

From Mike Phelps, Aspen Gold Software

Having looked through the November issue of the AMUG News, with still no mention of my program [CrossPro], I am losing hope that it will ever be reviewed, so I guess I will stop waiting. But could I at least get a mention in your auction contributors list? I understood the last issue, because it came late for the press time, but I will still left out of THIS month's list.

Forgive me, but it has been one thing after another, and I just tired of being ignored by the community. I got one sale from the CD-ROM. I know I am small potatoes compared with everybody else, but it would be nice if someone could acknowledge my program, even in passing.

Sorry for the "attitude," but I am just getting more and more discouraged about the whole thing.

Aspen Gold Software, 6610 Medinah Lane, Alexandria, VA 22312-3116

(703) 750-6692 (voice & fax); AspenGold (AOL), 73543,107 (CIS) ASPENGOLD (AppleLink),

aspengld@cscns.com aspengld@netcom.com

Mike, Our sincere apologies are definitely due for excluding you from our list. Your software is, as we speak, being reviewed. The reason it is somewhat later than you might have expected is that I asked the reviewer to compose a puzzle or two for the benefit of our members. I will call him and ask that the review be submitted for use in our January special *Get Info Digest* edition. You will, of course, receive a copy of that issue, and with my compliments an additional issue as promised is the original agreement for those vendors sending software for our auction and for review. Thank you and Good Luck... Lea Bromley, Editor

P.S. Please see page 31 of this issue for a quick review.

AMUG training

AMUG offers training classes for beginners and pros for a wide variety of popular programs. If you're ready to learn a new program or would like to polish your existing skills, AMUG has a class for you. See the next page for descriptions and registration.

NOTE: The letters "a" or "b" after a class indicate a single class divided into two sessions.

	SUN	MON	TUE	WED	THU	FRI	SAT
D E C E M B E R	27	28	29	30	1 • FileMaker Pro Pt. 1	2 • About the Mac	3 • MSWord Pt. 1
	4	5	6 • Quark Basics	7 • Photoshop Basics	8 • FMPPro Pt. 2 • What's new in MSW 6.0	9 VENDOR EXPO • Illustrator	10 • Beginning Mac
	11	12 • Quark Power	13	14 • MS Word Pt. 2	15 • What's new in Photoshop 3.0	16 • PageMaker Basics	17 • What's new in System 7.5
	18	19	20	21	22	23	Closed for Christmas
	25	26	27	28	29	30	Closed for New Years
J A N U A R Y	1	2	3	4	5	6	7 • About the Mac
	8	9 • Quark Basics	10	11 • Photoshop Basics	12 • FMPPro Pt. 1 • What's new in Photoshop 3.0	13 • MSWord Pt. 1	14 • Beginning Mac
	15	16 • Quark Power	17	18 • PageMaker Basics	19 • FMPPro Pt. 2 • Desktop Publ. Tools	20 • Claris Works	21 • What's the Mac
	22	23 • Quark XPert	24	25 • Photoshop Intermediate	26 • FMPPro Adv • What's new in MSW 6.0	27 • MSWord Pt. 2	28 • Intro to Graphics • QuickDraw GX
	29	30 • Macs in Business	31	1	2	3	4

Enrollment Information

To enroll by credit card, call (602) 553-8966; or mail or bring this form to the AMUG Resource Center, 4131 N. 24th St, Ste. A120, Phoenix, AZ 85016 (open Tues-Sat, 10am-6pm).

AMUG member prices are listed after each description. Non-members add \$25 for each 6 hour class and \$12 for each 3 hour class. Note that non-member additional fees are applicable towards AMUG membership.

Name: _____

Address: _____

Message Phone: _____

☐ Member

☐ Non-Member

Class Fee
Total _____



NEW What's new in System 7.5 (hands-on)
Covers the major changes in System 7.5. Installation problems and solutions covered, too. Note PowerTalk NOT covered; QuickDraw GX covered in overview. Watch for details on a seminar on QuickDraw GX coming January 28.

- ☐ Dec 17, Saturday, 12:30–3:30
\$50.00 • Dorman Bullard

About The Macintosh

Hands-on intro to the Mac. Includes desktop, menus, icons, windows, filing system, more... Also included tips on customizing the Mac with fonts, DAs and commercial utilities to increase productivity; recovery from system or disk failures.

- ☐ Dec 2, Friday, 9:30–4:30
- ☐ Jan 7, Saturday, 9:30–4:30
- ☐ Feb 18, Saturday, 9:30–4:30
\$100 • Dorman Bullard

*Note: Using System 7.5 on Dec. 2

Beginning Mac

A monthly lecture-type class for beginners. Topics rotate and are subject to change. Entire series covers desktop, icons, menus, copying files and disks, troubleshooting, utilities, and more. Bring 2 initialized floppy disks.

- ☐ Dec 10, Saturday, 9:30–12:30
- ☐ Jan 14, Saturday, 9:30–4:30
- ☐ Feb 11, Saturday, 9:30–12:30

Free to Members • Dorman Bullard

Macs in Business

Do you have all sorts of business software but no idea how to adapt it to your business? This class will show how to set up your Mac to do what the software promised. Several packages will be shown and how they work together to make yours a more profitable organization.

- ☐ Jan 31, Tuesday, 9:30–12:30
\$50.00 • Paul Valach

What's a Mac?

A non hands-on class intended to provide beginners an overview of what they can do with a Mac. Descriptions and demos of some of the more popular packages incl. budgeting, database management, address books, word processing, more. Tips on how to get good deals on software and avoid problems.

- ☐ Jan 21, Saturday, 9:30–12:30
- ☐ Feb 25, Saturday, 9:30–12:30
(Please register early!)
\$50 • Dorman Bullard

Desktop Publishing Tools

Shows how to do simple layouts by giving a basic understanding of how Photoshop, Illustrator and QuarkXPress can work together. Learn how to import text, pictures, and artwork into QuarkXPress, and to format/prepare files for output. Handouts are provided.

- ☐ Jan 19, Thursday, 9:30–12:30
- ☐ Feb 16, Thursday, 9:30–12:30
\$50 • Joe Greco

Introduction to Graphics

A basic course for beginners on how to use graphics. Covered are differences between draw and paint programs, copy and paste, and use of the clipboard and scrapbook. Some hands-on practice using common paint and draw tools.

- ☐ Jan 28, Saturday, 12:30–3:30
- ☐ Feb 18, Saturday, 12:30–3:30
\$50 • Joe Greco

ClarisWorks

Introduction to ClarisWorks 2/3. Learn how to use the most popular program for the Mac (now available for and functioning identically with Windows). The major modules will be covered, including word processing, database, spreadsheet, draw and paint. Prerequisite: Basic Mac and/or Windows skills are required.

- ☐ Jan 20, Friday, 9:30–4:30
- ☐ Feb 17, Friday, 9:30–4:30
\$100.00 • Al Coir

FileMaker Pro (1st session)

Topics include creating a new database, defining fields, creating layouts for data entry, reporting, finding and sorting information, looking up information from another file and creating automated scripts. No FileMaker experience required, however basic Mac skills are needed. This course will be presented in two 3-hour sessions. Cited price covers both sessions.

- ☐ Dec 1, Thursday, 1–4 PM
- ☐ Jan 12, Thursday, 1–4 PM
- ☐ Feb 9, Thursday, 1–4 PM
\$100 per pair, Jerry Robin

FileMaker Pro (2nd session)

See FileMaker Pro (1st Session) above for details. Previous payment of \$100 covers both the previous and this session.

- ☐ Dec 8, Thursday, 1–4 PM
- ☐ Jan 19, Thursday, 1–4 PM
- ☐ Feb 16, Thursday, 1–4 PM

FileMaker Pro Advanced

Enhance your FileMaker database designs by creating automated scripts and complex layouts. Bring your own FileMaker design problems; we'll choose several as examples to solve in class. Prerequisite: Basic FileMaker design skills (ability to define fields and create layouts).

- ☐ Jan 26, Thursday, 1–4 PM
- ☐ Feb 23, Thursday, 1–4 PM
Note: Last month shows incorrect date for January class – correct date is Jan 26.
\$50.00, Jerry Robin

Adobe Illustrator

Introduction thru Intermediate. Covers the basic tools and some more advanced features including scanning images, logo illustrations, and numerous tips and tricks including some undocumented features. Real world uses illustrating a scan of a logo, radiations etc.

- ☐ Dec 9, Friday, 10–5
\$100.00 • Mitchell Ives

What's new in MS Word 6.0

NEW The major changes from Word 5.1 are covered, including tool bars, Wizards, document templates, AutoFormat, AutoText, AutoCorrect, and more.

- ☐ Dec 8, Thursday, 9:30–12:30
- ☐ Jan 26, Thursday, 9:30–12:30
- ☐ Mar 4, Saturday, 9:30–12:30
\$50, Dorman Bullard

Microsoft Word Part I

Assumes no prior knowledge of Word. Version 6.0 will be used, but the material is suitable for users of earlier versions. Will cover creating, editing and formatting text, setting tabs and special paragraph formatting, search & replace, using headers and footers, spell checking, printing and more. Prerequisite, basic Macintosh skills.

- ☐ Dec 3, Saturday, 9:30–4:30
- ☐ Jan 13, Friday, 9:30–4:30
- ☐ Feb 10, Friday, 9:30–4:30
\$100.00, Dorman Bullard

Microsoft Word Part 2

Version 6.0 will be used, but the material is suitable for version 5 users. Will cover using advanced editing and formatting, using glossaries, style sheets and tables. Will include an introduction to form letters and mail merge, and an introduction to using graphics with Word.

Prerequisite:

Basic Macintosh skills and either Part 1 of this course or knowledge of Microsoft Word basics.

- ☐ Dec 14, Wednesday, 9:30-4:30
- ☐ Jan 27, Friday, 9:30-4:30
- ☐ Feb 24, Friday, 9:30-4:30

\$100.00, Dorman Bullard

Microsoft Word Advanced Topics

This class covers improving your productivity by using Style Sheets, Tables, and more. Knowledge of using Microsoft Word is a prerequisite. Note: Relatively new users should take Word Part 2 which includes all the topics in this class and more.

CANCELLED

What's new in Photoshop 3.0

NEW A look at the new features of Photoshop 3.0. The class will cover layering, new selections methods, new tools and more. Prerequisite is knowledge of Photoshop 2.5.

- ☐ Dec 15, Thursday, 9:30-12:30
- ☐ Jan 12, Thursday, 9:30-12:30

\$50.00, Joe Greco

PageMaker Basics

Class deals with the basics of PageMaker. Make two or three pieces and learn layout basics, the story editor, text blocks, importing graphics, the tool palette, control palette, wrap-around, keyboard shortcuts, setting defaults and templates.

- ☐ Dec 16, Friday, 9:30-4:30
- ☐ Jan 18, Wednesday, 9:30-4:30
- ☐ Feb 15, Wednesday, 9:30-4:30

\$100.00, Paul Valach

Photoshop Basics

Leave class knowing terminology, and how to input an image and make changes to its colors, contrast and brightness. Applying special effects through the use of filters will also be demonstrated. Learn how to fine-tune images by using masking and pixel editing tools.

- ☐ Dec 7, Wednesday, 10-5
- ☐ Jan 11, Wednesday, 10-5
- ☐ Feb 8, Wednesday, 10-5

\$100.00, Joe Greco

Note: Starting January class will be on Photoshop 3.0.

Photoshop Intermediate

Class picks up from the Basics class by looking deeper into many of the tool and brush options and settings. Students will learn how to create effects such as glowing text, vignettes, drop shadows and composite photos. Color correcting through the Levels, Curves and variations.

- ☐ Jan 25, Wednesday, 10-5
- ☐ Feb 22, Wednesday, 10-5

\$100.00, Joe Greco

Note: Starting January class will be on Photoshop 3.0.

Photoshop Advanced

Customizing tools and brushes, how to use Calculate, Adjust and Map commands; any keyboard shortcuts not previously covered; understanding Composite Controls; and using, understanding and matching colors. Also included is a look at the most popular plug-in filters for Photoshop.

- ☐ Mar 1, Wednesday, 10-5

\$100.00, Joe Greco

QuarkXPress Basics

Basic skills to create flyers, brochures, business cards, simple newsletters, and more. Includes basic page construction (text boxes picture boxes, lines, multiple columns, picture run-around), Graphic manipulation, multi-page documents and more. Prerequisite: basic Macintosh skills

- ☐ Dec 6, Tuesday, 10-5
- ☐ Jan 10, Tuesday, 10-5
- ☐ Feb 7, Tuesday, 10-5

\$100.00, Matthew Frederick

QuarkXPress Power

An intermediate focus on Quark's powerful features including multiple master pages, style sheets, polygon text and picture boxes, spot and process color basics, rules grids, document sections, libraries, and preparing documents for a service bureau. Tips, tricks and shortcuts are covered. Prerequisite: QuarkXPress Basics class or equivalent knowledge.

- ☐ Dec 13, Tuesday, 10-5
- ☐ Jan 17, Tuesday, 10-5
- ☐ Feb 14, Tuesday, 10-5

\$100.00, Matthew Frederick

QuarkXPress Xpert

An advanced class focusing on advanced features and time-saving tips. Includes spot and process color trapping, importing style sheets, font and picture usage, kerning tables, spreads, Xtensions.

- ☐ Jan 24, Tuesday, 10-5
- ☐ Feb 21, Tuesday, 10-5

\$100.00, Matthew Frederick

Quicken Basics

Covers the use of this popular small business budget program. Learn to set up a budget and manage a checkbook; an introduction to reports and graphs is included. Detailed business, stock/bond management, special accounts use are NOT covered in this session.

- ☐ Feb 1, Wednesday, 10-5

\$50.00, Tom Holloway

System 7.5—QuickDraw GX seminar scheduled for Saturday, January 28.

Morning session—"Introduction to GX;"

Afternoon "How will QuickDraw GX impact desktop publishing/imaging/graphics/fonts, etc."

\$20 to members — \$59 to non-members (*includes AMUG membership).*



AMUG Picks...

by Ashley Barnard Armstrong

I know that I've been devoting a lot of column space towards the internet, but the internet is such a hot field right now! I'm on it every day, and waiting for the Web application that's been rumored to run on a Newton. (Dan Schnur has already reserved an IP address for my Newton!). Well, since that's not out yet, here's some info on the latest and greatest!

Mosaic Netscape 0.9b:Mo Stuff:Tele

Mosaic Netscape is a free beta release of what will eventually be an excellent commercial product for playing on the World Wide Web. The 1.0 version will be free to the average user too! (Different for Business...) If you've tried NCSA Mosaic or MacWeb, you've got to try this one!! Although it is a beta, it is a very stable one, and has never crashed my Mac. After launching, go to the options menu to Preferences, and enter News server - news.ramp.com, and under mail server enter amug.org, and enter your name and email address. Netscape will work without setting these prefs, but if you do, you'll get more out of it! Netscape lets you browse the Web as before, but adds lots of cool features. You can now touch on a button to do a Net Search (you can choose from different kind of searches, try Web Crawler). Try entering AMUG - you'll be surprised at how many it'll find. You can also read Newsgroups directly. Hit the questions button to find answers to common Net questions. One new feature that I love, is the ability to send email from within the program. You can email a page that you're on, and even add notes! It's under the File Menu, Mail Document. Also, if you see a colored email address, you can touch on it to automatically send email. You can also view the source of any Web page, which may give you some insight on how Web pages are built. Another favorite, is the menu Directory. Now you can instantly go to - What's New, What's Cool, Internet Directory, Internet Search, Internet White Pages, and more. One great area I found is the Macintosh Vendor Directory. To go to it, under File, Open Location. Type in <http://rever.nmsu.edu/~elharo/faq/vendor.html>. This lists every commercial Mac vendor that's on the net, including email addresses, ftp sites, Web pages and more. A great resource. I have found that companies respond very quickly to your email messages! Mosaic NetScape is a must for anyone with an internet connection. And if you aren't yet a subscriber, take a look anyway, you may change your mind! Freeware.

CrossPro 1.1 Demo; Files:Commercial Demos:Games/Educ

If you are an avid crossword solver, you must see this program! Designed from the ground up as a true Macintosh program, CrossPro provides for the solution of crosswords using the full range of the Macintosh interface in ways that Mac users have come to expect. Definitely check out this demo! Look for a more complete review in the future. Commercial, \$38 (See the special pricing in the archive). Also, I want to express my sincere apology to Aspen Gold Software. They are a very small company, whose CrossPro demo is on the CD, and who sent a review copy and auction item for last October's auction. They are listed in my auction database, but I have no idea how they missed getting into the newsletter as an AMUG Contributing Author. (I don't know what the deal is with that database!). Aspen Gold Software's address is 6610 Medinah Lane, Alexandria, Virginia, 22312-3116, Phone, 703-750-6692, internet aspengld@netcom.com. Contact Michael W. Phelps.

NewTablet 1.01; Files:Newton:Mac

So you don't have a Newton yet? I know. But NewTablet is a new fun Newton toy! Simply hook your Newton and Mac up, launch on both sides, and then you have a small graphics drawing tablet! Just draw on your Newton screen and watch the mouse on your Mac move. You can double click, pop down menus, move windows, draw in a program, enter text from your Newt and more! It's fun! Shareware, \$15.

System 7.5 Hint - (Yes Lea, I'm using 7.5!). I have had 7.5 installed since the beginning, and there's one feature that I love! 7.5 now has drag and drop technology. Don't confuse this with the ability to drag and drop a file on an application to open it! Where I use Drag and Drop the most is in the new Find Feature. Users of the shareware application FindPro will recognize it. With Find, simply enter what you're looking for, and it will pop up with a list of what it's found. Touch on one to see the full path. Command E will take you to it. The feature I love, is you can click within the Found List, and drag anything there to a hard drive or floppy to copy, or to the Trash to toss it! This is a great shortcut! You can also double click to launch from within the list, and even drag and drop it onto another program. I quite often will do a find, then drop the found item on Show Info, and then trash the item! Drag and Drop technology will also let you drag text from one application to another (as soon as the apps are up to speed), however, I find it hard to position the windows to do this, to drop the text exactly where I want it, and that's even on a large monitor! I'll stick to cutting and pasting...



AMUG Health Insurance Update

*Major Medical • Dental Plans • Youthcare • Short-Term Medical
Disability Income • Medicare Supplements • Life Insurance
Long Term Care • Variable Annuities • Fixed Annuities • Life Insurance*

For more detailed information and rates

Contact Ben Wilson
954-8300



The Acacia Group



2300 E. Camelback, #245 • Phoenix, AZ 85018
Phone (602) 954-8300 • Fax (602) 553-0650



CLASSIFIED ADVERTISING

Classified Advertising Guidelines: AMUG News/Get Info Digest

Ads may be up to 6 lines in length (apx. 25 words). All advertisers must be clearly identified. No "blind" ads. Ads must be accompanied by full name, address, and phones of advertiser. All ads must be paid for in advance.

Rates: Up to 6 lines \$6.00
Additional lines \$1.00 ea

All advertisements will be set in 9 pt Times on 10 pt. leading, bold or italic as indicated or appropriate. Use of graphics or logos is not an available feature in the classified ads. However, if graphics or logos are desired, or if a larger format is needed, regular rates are available and placement elsewhere in the News may be necessary. Business card \$25, quarter page \$45, half page \$85, full page \$165, for special placement add 20%.

Caveat: AMUG will not knowingly accept ads with fraudulent or misleading claims; however, readers are urged to use caution when responding. The Editor reserves the sole right to refuse any advertisement if it does not, in the best judgment of the Editor, serve to benefit AMUG and its members.

Send your name, address, phones and ad copy to:
AMUG News - Classified Ads, 4131 N. 24th St., A120,
Phoenix, AZ 85016 or fax to (602) 838-1644.

MAC SERVICES

C.C.S. Cunningham Computer Service
Macintosh & IBM

Hardware, Software, & Training
Disk & Hard Drive Data Recovery
Equipment Bought, Sold, & Traded

Ralph Cunningham407-6941

Complete Macintosh Solutions
Nine years of experience at Mac consulting & training. Program expertise incl. PageMaker, Quark, Illustrator, Photoshop, FileMaker, CAD and more. Also experienced with hardware selection, installation and troubleshooting

Joe Greco917-8833

Computer Consulting/Training
Setup, Help, Problem Solving, etc.
\$50/hr — followup help is free
Many used products also available

Jeff Gross835-6430

Creative Audio Solutions
Macintosh based professional audio production facility with 8 channels of hard disk random access recording. Adat, MIDI< CD pre-mastering, expert engineers & more. VISA/MC accepted

Wild Whirled Recording870-1788

Enhance Your Business Image!
Nu Horizon will design and prepare your brochure, flyer, invitation, newsletter, presentation or manual. Also special projects or overload. Call for a complimentary quote today.

Eloise Terrazas839-8079

Macintosh Consulting
Let my 9 years of Mac experience help you! If not satisfied, you don't pay. Free phone consultation. Installation, troubleshooting, typing & more.

Jim Dworkin917-9027

NEED HELP WITH FILEMAKER PRO?
I've been creating great stuff in FileMaker since 1988. Let me design a custom database for you or help you create your own.

Jerry Robin759-4844

NOTICE: Next deadline for submission of reviews, columns, features, advertising, December 7 (Tues) 5:00 p.m., for the January '95 newsletter...

MAC SERVICES

TRAINING FOR QUARK-PHOTOSHOP
QuarkXPress, Adobe Photoshop, Basic DTP training to individuals or groups. Learn basics or learn secrets and advanced techniques.

Free support after training.

Emerald Isle Graphics220-0150

Upgrades/Repairs
Mac memory (RAM) and hard drive upgrades, delivered and installed at your location. Repairs and troubleshooting, \$60 per hour.
MasterCard & VISA accepted

Mike Williard661-0991

Writing/Editing/DTP
Corporate, marketing, technical and creative writing, editing, proofreading, project/document management and desktop publishing, newsletters, brochures, manuals—MSWord, PageMaker, Quark, etc.; full time, part time or freelance.

Jane Bracht940-3101

FOR SALE/TRADE

LOTS O' PRINTERS/LOTS O' MONITORS

Monitors 13-21 in., hard drives, keyboards, mice, lots of RAM, Syquest 88s w/external kit @ \$300, Bernoulli transportable 150s @ \$275, HP IICX Scanner, and other peripherals

Ron Savage993-3975

Just in time for Christmas!
** Mac Performa 405 w/14" Color Monitor includes 4/80 fax modem, mouse & keyboard, installed w/System 7 & Claris Works *\$749
** StyleWriter II Printer \$229
**both for only \$949

Doug Connors827-0988

FOR SALE/TRADE

ImageWriter II \$150; Ilci cache card installed \$125; Apple Design Powered Speakers \$100; Envisio 8-bit color video card installed in PowerBook 170 \$250; Sangean digital portable shortwave \$140; Sony 3" TV 2/active matrix screen \$175; Atari Lynx handheld color video game with 4 cartridges \$75.

Mike Williard661-0991

Mac Ilci 5/80 with 14" Apple monitor \$950; PowerBook 145 4/80 \$850; Mac SE 4/80 w/FDHD \$400; Syquest 88c external \$300; Radius 2-page display \$200

Dick Lerner863-1617

For Sale
Photoshop 2.5.1 - \$250; Axion switch - \$60
Axion switch w/ADB cable \$70
Prometheus 24/96SR FAXmodem \$50

Rick Vose831-9571

STUDIO FOR SALE

700 sq. ft. studio with security system in Coronado District. Landscaped w/carport. Perfect for you and your Mac — \$20K

Victoria Reser996-2568

MISCELLANEOUS

WESTERN EUROPEAN LANGUAGES
Providing language translation for 23 years in the areas of Dutch, Norwegian and Swedish with emphasis in Danish, English and German.

Call Eva Suhr437-3079

Complete Janitorial Service
Specializing in Office Cleaning

K & B JANITORIAL SERVICE, INC.
E.E. LOWES K.B. KLOSE

P.O. Box 39055
Phoenix, AZ 85069

992-1285
Bonded & Insured

