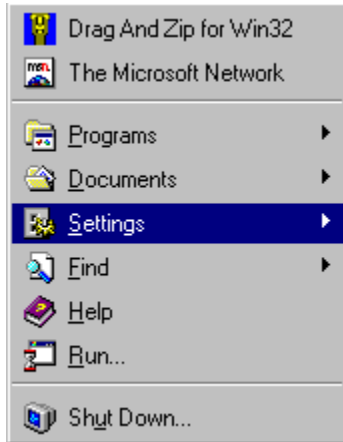


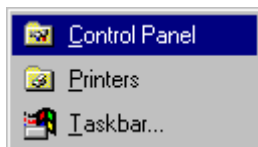
Full Screen Video Playback

Are you tired of teeny weeny, itty bitty video playing in a box? Well, you don't have to settle for miniature multimedia any longer. Windows 95 has implemented a new and improved full screen video playback option for Media Player.

To see a demonstration of full screen video, you'll have to change a few settings first. If you are currently running Windows 95, click and hold on the Start button on the left side of your Task Bar. You'll see this menu appear:



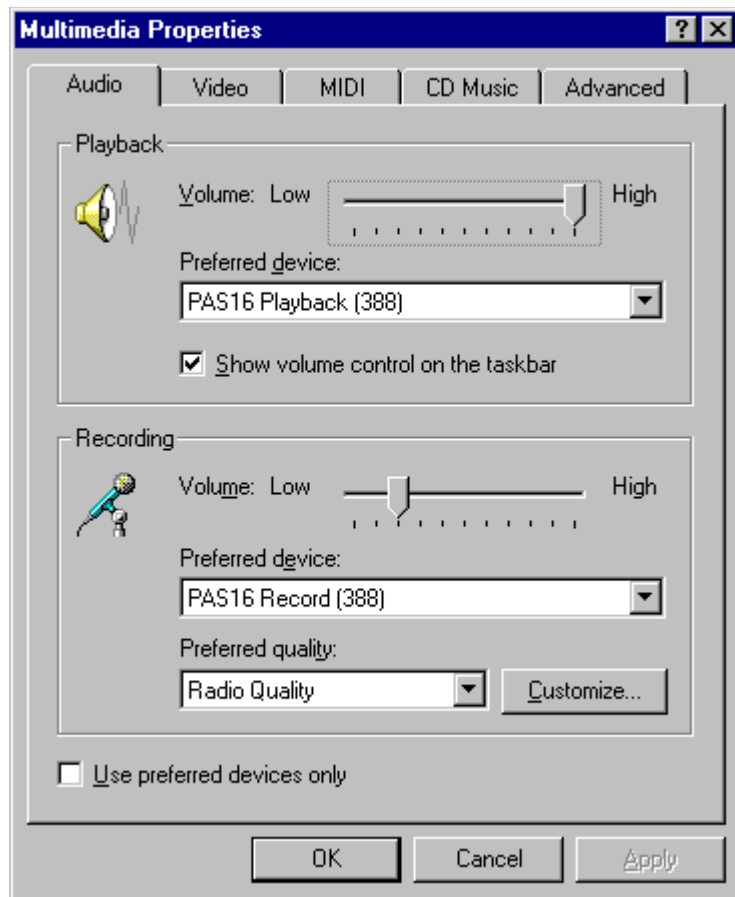
Click on the Settings item and this menu will pop out:



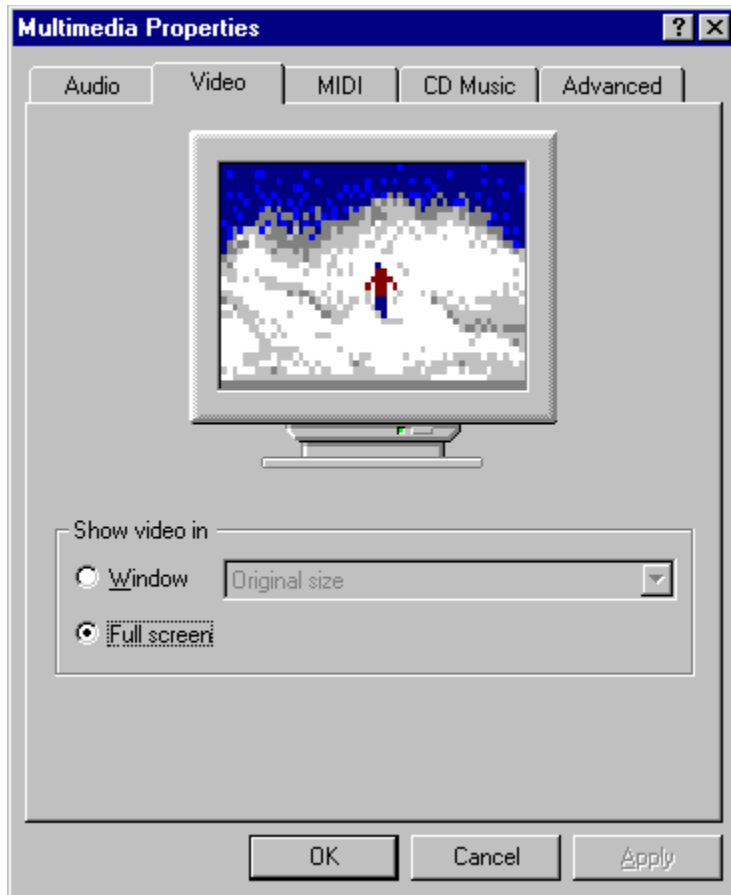
Now, double click on the Control Panel folder and you'll see this window:



Double click on the Multimedia icon:



Now, choose Video by clicking on the Video tab at top of the window:



Click on the Full Screen radio button and then click OK.

[Now, click here and STAND BACK!!!](#)

Remember to change your settings back to normal if you want Media Player to play a video at the original size.

If you are not running Windows 95, click to view a still frame of the video at **normal** (160x120) and **full screen** (640x480) size.





