


Spice Overview


Overview

Spice is a task bar application that will change your desktop wallpaper at a specified interval. To use Spice you must place all the bitmaps you want to use as desktop wallpapers into one folder. Make sure that only the bitmaps you want to use are there.

Click the left mouse button over the  icon in the task bar to configure Spice. If the version is registered then Spice will immediately open the Spice Configuration dialog, otherwise the Shareware Reminder dialog is opened and you must press the “Settings...” button to get to the Spice Configuration dialog.

In the Spice Configuration dialog you may select the folder where the bitmaps are stored and how often the bitmap should change.

More Information

- * When Spice selects a new bitmap it will only change the bitmap file, not the other wallpaper settings such as “Tile”. These setting will be retained so that if “Tile” is set then the new bitmap will also be tiled.
- * Spice does not save the new bitmap in the user profile so if Windows is re-started it will not retain the last bitmap. It does select a bitmap in the first few seconds after it is run so if you place it in your Startup folder then it will select a new bitmap every time you start windows.
- * The Spice Configuration dialog will also tell you which bitmap is currently being viewed (or tell you the reason no bitmap is displayed) and the time until the next switch.
- * If you click the right mouse button on the  icon the desktop wallpaper will change immediately. This will also reset the timer.
- * The tool tip for the task bar icon will tell you when the next switch will take place.
- * To close Spice you go to the Spice Configuration dialog and press the “Close Spice” button.

See Also

[Spice Configuration](#)

[Shareware Information](#)

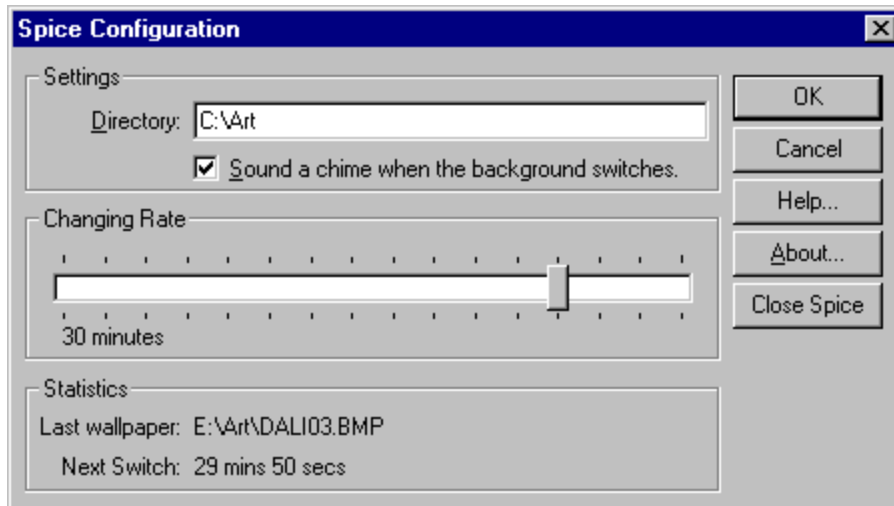
[Vendor.doc Information](#)

[DiamondSoft Information](#)

[How to get a free copy](#)

Spice Configuration

The Spice Configuration dialog allows you to set all the parameters needed to customize Spice. These parameters are the folder where the desktop wallpaper bitmaps are being stored and the time between switches. You are also able to close Spice from this dialog.



The "Folder" entry will tell Spice where to look for the bitmaps. Remember you must put all the bitmaps you wish to use in one folder. The checkbox "Sound a chime when the background switches" will make Spice sound a chime every time a new bitmap is selected.

To change the time between switches grab the slide and move it right and left. The time selection will show directly below the slide.

To close Spice press the "Close Spice" button.

See Also

[Overview](#)

Shareware Information

Spice is a shareware program, not a *free* program. You are allowed to evaluate it for seven days but to use it after that time you will have to register it. This should not be difficult since it only cost \$10.00.

If you would like to register Spice with DiamondSoft then select one of the two plans....

Use the CompuServe Shareware registration.

If you have a CompuServe account then the registration process is easy. Simply "GO SWREG" and select "Software Registration" from the list of entries. From there follow the instruction using software ID number #####. You will be e-mailed a registration number within 3-days. This is the best and easiest way for you.

* Note that a SWREG number was not assigned when you got this version but chances are that there is one now. Contact DiamondSoft to get the SWREG number.

Snail Mail Registration

If you do not have a CompuServe account then you can mail a check for \$10.00 to;

DiamondSoft
16222 193rd Avenue S.E.
Renton WA 98059

Be sure to include all of your vital statistics like Name and Address. If you have an e-mail address then include that as well and your registration number will arrive quicker. Otherwise you will be mailed you registration number.

Other

If neither of the above plans are good for you then contact DiamondSoft to make special arrangements.

And so....

The shareware aspect of Spice is visible through several dialog boxes that have shareware information for warnings. The following are links to the help for these dialog boxes.

Running Spice for the first time Dialog

Shareware Reminder Dialog

How to Register Dialog

Past Evaluation Dialog

Registration Dialog

See Also

Disclaimer Agreement

How to get a free copy

DISCLAIMER - AGREEMENT

Users of Spice must accept this disclaimer of warranty: "Spice is supplied as is. DiamondSoft disclaims all warranties, expressed or implied, including, without limitation, the warranties of merchantability and of fitness for any purpose. DiamondSoft assumes no liability for damages, direct or consequential, which may result from the use of Spice."

Spice is a "shareware program" and is provided at no charge to the user for evaluation. Feel free to share it with your friends, but please do not give it away altered or as part of another system. The essence of "user-supported" software is to provide personal computer users with quality software without high prices, and yet to provide incentive for programmers to continue to develop new products. If you find this program useful and find that you are using Spice and continue to use Spice after a reasonable trial period, you must make a registration payment of \$10.00 to DiamondSoft. The \$10.00 registration fee will license one copy for use on any one computer at any one time. You must treat this software just like a book. An example is that this software may be used by any number of people and may be freely moved from one computer location to another, so long as there is no possibility of it being used at one location while it's being used at another. Just as a book cannot be read by two different persons at the same time.

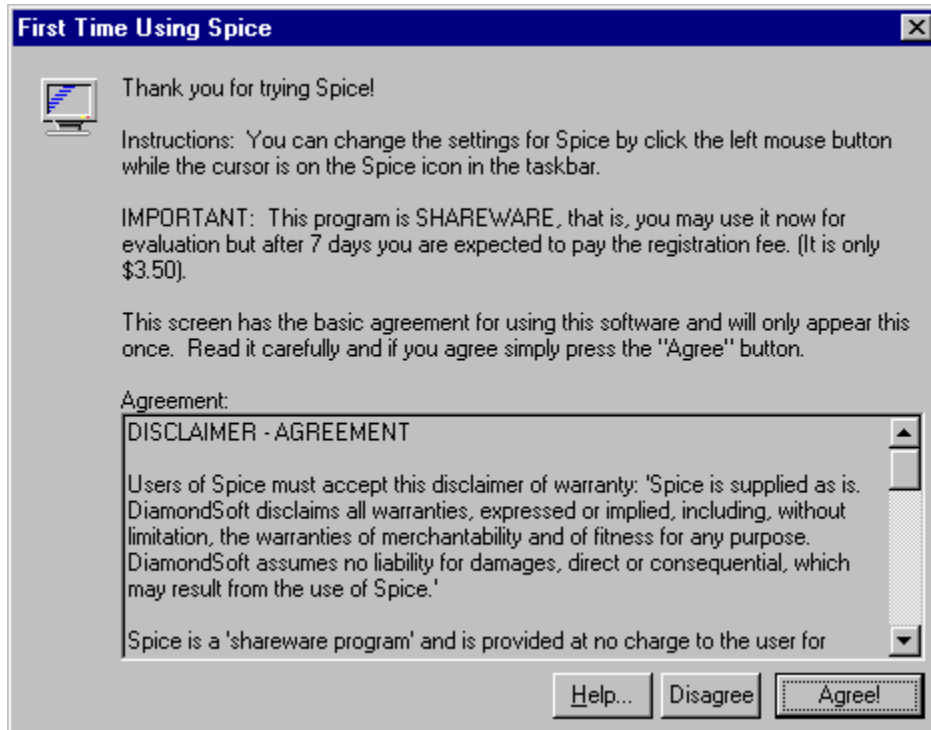
Commercial users of Spice must register and pay for their copies of Spice within 30 days of first use or their license is withdrawn. Site-License arrangements may be made by contacting DiamondSoft.

Anyone distributing Spice for any kind of remuneration must first contact DiamondSoft at the address below for authorization. This authorization will be automatically granted to distributors recognized by the (ASP) as adhering to its guidelines for shareware distributors, and such distributors may begin offering Spice immediately (However DiamondSoft must still be advised so that the distributor can be kept up-to-date with the latest version of Spice.)

You are encouraged to pass a copy of Spice along to your friends for evaluation. Please encourage them to register their copy if they find that they can use it. All registered users will receive a copy of the latest version of the Spice system.

Running Spice for the first time

The first time Spice is run on a system a dialog box will appear that displays the disclaimer agreement. This agreement describes how Spice is given and the responsibilities of the user.



After reading this agreement you should press the "Agree!" button if you agree to the terms set forth. If these terms are not right for you then press the "Disagree" button and contact [DiamondSoft](#) for special arrangements.

See Also

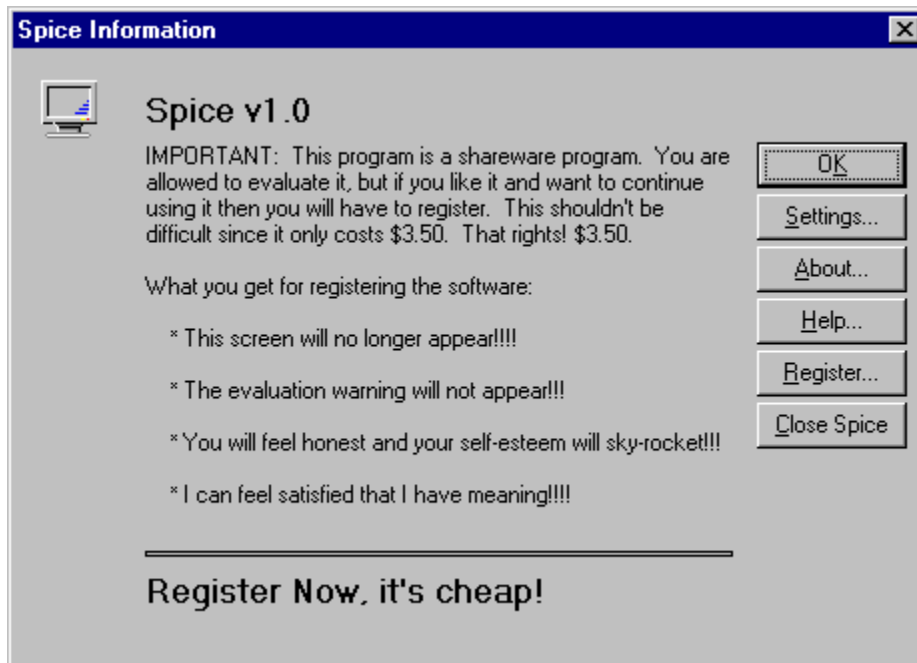
[Shareware Information](#)

[Disclaimer Agreement](#)

[How to get a free copy](#)

Shareware Reminder Dialog

If you are running an unregistered version of Spice this dialog will always appear when you left click on the Spice task bar icon. This dialog will describe the shareware policy and will no longer appear if you register Spice.



If you want to change the settings on Spice you must press the “Settings...” button in order to see the Spice Configuration dialog box. This is the dialog box that normally appears when you left click on the task bar icon.

If you have registered Spice and have received your registration number you can press the “Register...” button to get to the How to Register dialog which will allow you to enter the number.

Press “Close Spice” to close Spice.

See Also

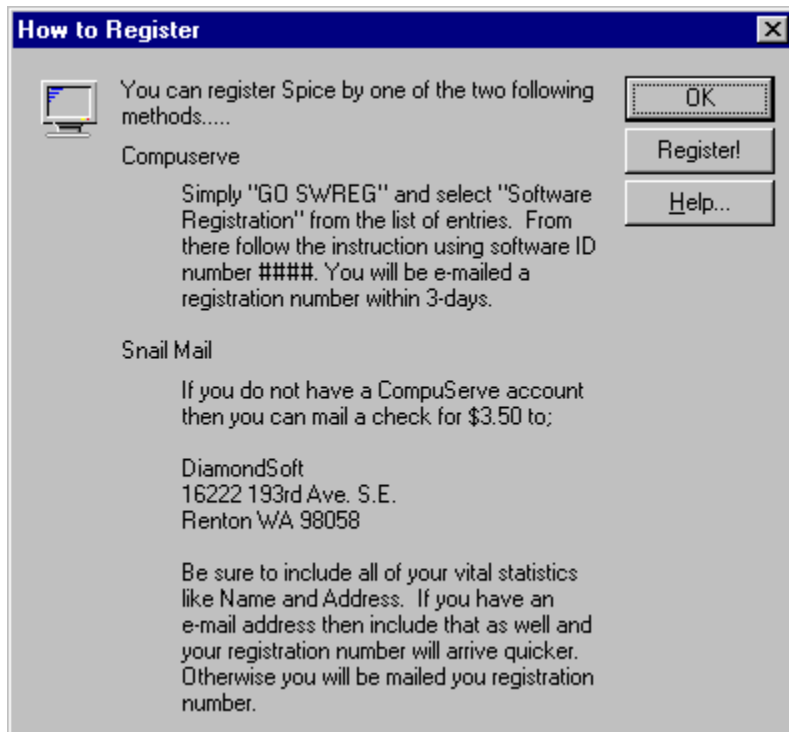
[Shareware Information](#)

[Disclaimer Agreement](#)

[How to get a free copy](#)

How to register

The “How to register” dialog box describes all the ways to register Spice.



If you have registered Spice and have received you registration number you can press the “Register...” button to get to the Register dialog which will allow you to enter the number.

See Also

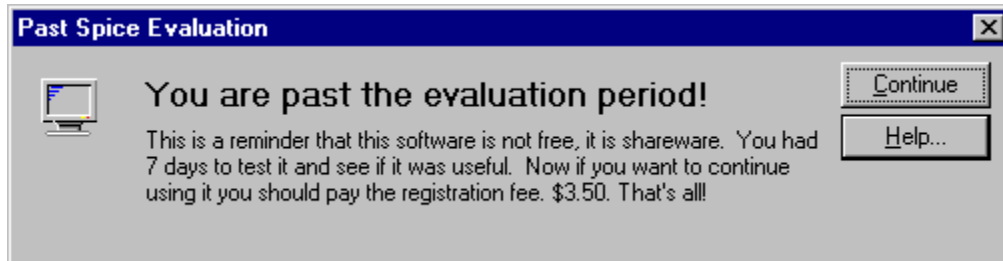
[Shareware Information](#)

[Disclaimer Agreement](#)

[How to get a free copy](#)

Past Evaluation Period

This dialog will start to appear after you have used Spice for seven days. As Spice is not a free program, but rather a shareware program you should register if after the evaluation period.



See Also

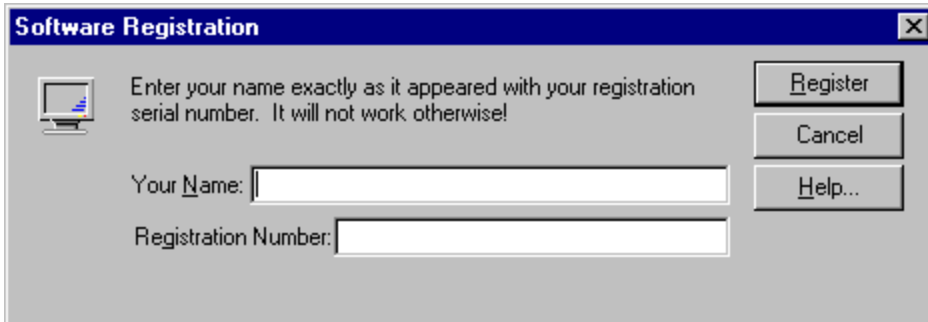
[Shareware Information](#)

[Disclaimer Agreement](#)

[How to get a free copy](#)

Registration Dialog

If you have registered Spice and have received your registration number from DiamondSoft then you will use this dialog box to enter the registration number. Note that you must enter your name exactly as it appears in your registration notice from DiamondSoft or it will not work.

A screenshot of a Windows-style dialog box titled "Software Registration". The dialog has a blue title bar with a close button (X) in the top right corner. On the left side, there is a small icon of a computer monitor. To the right of the icon, the text reads: "Enter your name exactly as it appeared with your registration serial number. It will not work otherwise!". Below this text are two input fields. The first is labeled "Your Name:" and the second is labeled "Registration Number:". To the right of the input fields are three buttons: "Register", "Cancel", and "Help...".

Software Registration

Enter your name exactly as it appeared with your registration serial number. It will not work otherwise!

Your Name:

Registration Number:

Register Cancel Help...

Enter your name in the "Your Name" box and then your number in the "Registration Number" box. Pressing "Register" will record the information and all the shareware notices will stop to appear.

See Also

[Shareware Information](#)

[Disclaimer Agreement](#)

Vendor.doc Information

DiamondSoft
16222 193rd Avenue S.E.
Renton WA 98059
Phone: (206)865-0678
FAX: (206)865-0675
CIS: 71574,1736
Internet: reaves@cyberspace.com
MSN: Reaves

1. You may distribute unlimited copies of this program in its original form to any legal place unless I notify you otherwise.
2. You may charge a copying/distribution fee as long as the total does not exceed \$5.00.
3. You must make it clear that users are NOT purchasing the software and that they must contact the author to legally register their shareware.

DiamondSoft Information

DiamondSoft is a Windows developer that can be reached by any of the following means. We would be happy to hear any comments you might have about Spice.

DiamondSoft

16222 193rd Avenue S.E.

Renton WA 98059

Phone: (206)865-0678

FAX: (206)865-0675

CIS: 71574,1736

Internet: reaves@cyberspace.com

MSN: Reaves

Getting a Free Copy of Spice

If you have a good idea on how to improve Spice send it to [DiamondSoft](#) and if we haven't heard about it before then we will send you a free registration number. Don't worry we are impeccably honest about this.

