



Notes 95

- [Introduction](#)
- [How It Works](#)
- [New Features](#)
- [Useful Keyboard Shortcuts](#)
- [Frequently Asked Questions](#)
- [Register Vulcan Notes 95](#)
- [Support](#)
- [Legal Notice](#)







This program is produced by a member of the Association of Shareware Professionals (ASP). ASP wants to make sure that the shareware principle works for you. If you are unable to resolve a shareware-related problem with an ASP member by contacting the member directly, ASP may be able to help. The ASP Ombudsman can help you resolve a dispute or problem with an ASP member, but does not provide technical support for members' products. Please write to the ASP Ombudsman at 545 Grover Road, Muskegon, MI 49442-9427 USA, FAX 616-788-2765 or send a CompuServe message via CompuServe Mail to ASP Ombudsman 70007,3536.

Introduction

Vulcan Technology is a startup Shareware company. In June 1995 we came out with the first version of Vulcan Notes for Windows 3.1. Since then, several improvements have been made (most of them suggestions from customers), and with the arrival of Windows 95 we now offer a true 32-bit version called ...

Vulcan Notes 95 is a "yellow sticky note" application which was designed to help you get your daily notes organized while minimizing your input and efforts. Whatever you type in a note will be saved automatically, each note's position, size and windowstate will be remembered for the next session, a note's first line will automatically show up in the Main Window's index for easy retrieval, etc.

What is new in Vulcan Notes 95 compared to the latest version for Win31?

-  Support for rich-text editing lets you change fonts and paragraph settings for each individual note
-  32-bit application for optimal performance under Windows 95 and Windows NT
-  Drag & Drop of selected text within a note, or to another note
-  Stay-on-top feature allows you to keep a note visible while working in another application



More keyboard-shortcuts



... and many small improvements

Give it a try! We hope you will enjoy Vulcan Notes 95!

How It Works

First of: there are two types of windows in Vulcan Notes 95:



The Main Window: serves as an index for all notes



The Note Window: which is the equivalent of a paper-sticky-note

On each of these two types of windows you have a menu at your disposal. The Main Window has a regular menu, while each Note Window has a popup menu (right-click with your mouse on a note or press F10 when a note is the active window -- see also keyboard shortcuts).

In addition to above two types of windows you also have several dialog windows:



Default Color ... (under Setup on the Main Window)

Sets the default fore- and backcolor for each note. The Main Window will not be affected by these settings. Note that since you can format each note in any way you like the default forecolor will not override specific color settings made to a text. The default backcolor will be applied to all notes.



Default Font ... (under Setup on the Main Window)

Set the default font which will be used when you create a new note or open a textfile as a note. Once you have existing notes and change the default font all notes will be updated with the new default font up to the point where you specifically formatted a text.



Open A File (under File on the Main Window and in each note's popup menu. Shortcut: Ctrl-O)

Opens an existing textfile or rich-text file on your system and puts it into a new note. Any changes you make to this note will not affect the original file.



Print (under File on the Main Window and in each note's popup menu. Shortcut: Ctrl-P)

Prints the currently selected note. You will first see the standard Windows 95/NT printer setup dialog where you can choose the printer (and settings) you would like to print to. Hint: most fax drivers support direct printing to them. So, selecting the fax driver in the printer setup dialog lets you send a note directly to another fax machine.



Set Alarm (under File on the Main Window and in each note's popup menu. Shortcut: Ctrl-A)

Sets an alarm date/time and optional repeat settings for the selected note. Note that Vulcan Notes 95 must be running at the time the alarm is set for.



Find (under File | Edit on the Main Window and in each note's popup menu. Shortcut: Ctrl-F)

Finds and marks a string of text in your notes.



Replace (under File | Edit on the Main Window and in each note's popup menu. Shortcut: Ctrl-R)
Finds and replaces a string of text with another in your notes. You can confirm each replace or replace all at once.



Font Dialog (in each note's popup menu under Font. Shortcut: Ctrl-T)
Sets the font (font name, size, color, and attributes) for the selected text. If there is no text selected the new font settings will start from the current cursor position.



Paragraph Dialog (in each note's popup menu under Paragraph. Shortcut: Ctrl-G)
Sets paragraph attributes for the selected text (leftbound, rightbound, centered, bulleted list, or left and right indents).

Useful Keyboard Shortcuts

Using keyboard shortcuts can dramatically improve your productivity. But, we also know that you have better things to do than to remember each application's shortcuts. So, we tried to keep them as much synchronized with the major applications on the market today as possible. Actually, you don't have to memorize them here (or at all), but you can find most of them in the menus. There are some shortcuts though which are not in the menus:

Shortcuts *NOT* in the menus

Ctrl-UpArrow	skips to the previous note
Ctrl-DownArrow	skips to the next note
Ctrl-TAB	same as Ctrl-DownArrow
F10	shows a popup-menu on each note
Menu Key	same as F10
Right-Click	same as F10
Ctrl-F4	closes active note
Alt-F4	closes Vulcan Notes 95

Shortcuts in the menus

Ctrl-N	creates a new note
Ctrl-O	opens a file (text or rich-text) as a new note
Ctrl-D	delete a note
Ctrl-P	prints a note
Ctrl-A	sets alarm for a note
Ctrl-T	displays font dialog window
Ctrl-B	toggles selected text between bold and non-bold
Ctrl-I	toggles selected text between italic and non-italic
Ctrl-U	toggles selected text between underlined and non-underlined
Ctrl-S	toggles selected text between strikeout and non-strikeout
Ctrl-G	displays paragraph-formatting dialog window
Ctrl-K	toggles "floating" (stay-on-top) state of a note
Ctrl-Z	undo recent changes in a note
Ctrl-X	cuts selected text
Ctrl-C	copies selected text
Ctrl-V	pastes text at cursor position
Ctrl-E	insert date/time
Ctrl-F	displays find dialog window
Ctrl-R	displays replace dialog window

Frequently Asked Questions

What are the benefits of purchasing a license?

When purchasing a license for Vulcan Notes 95 you will receive a serial number which eliminates all reminder screens and time-limiting restrictions. Additionally, you will receive free technical support, discounts on future versions and products, and free updates of minor versions.

What will happen if I decide not to pay?

During the 30-day evaluation period you will be reminded at startup that you are an unregistered user. After 30 days some of the functionality will be shut down (i.e.: New Note, Open Note). After 45 days you will only be able to view your existing notes, but you cannot manipulate them anymore.

Can I give a copy of this program to a friend of mine?

Yes. In fact, this is the idea of Shareware. Just click on Help | Copy Program for a Friend and select to which floppy disk you want to copy (A: or B:). Vulcan Notes 95 will then copy the unregistered version to the specified floppy drive.

Note: Please remind your friend that he/she is required to register Vulcan Notes 95 after the 30 day trial period.

Do I need a runtime module like VBRUN*.DLL to run Vulcan Notes 95?

No. The files in the ZIP file you downloaded is all you need.

Does Vulcan Notes copy any files to the WINDOWS or WINDOWS\SYSTEM folders?

No files will be copied to these folders.

How many notes can I have and how big can they be?

Vulcan Notes 95 allows you up to 100 notes. Each note can have a maximum size of 65,000 bytes.

Can I disable the splash screen on startup in the licensed version?

Yes. Starting with version 2.1 you can hide the splash screen on startup. Note, however, that loading might take a little bit longer when you hide the splash screen. This is because Windows now has to "paint" each note instead of hiding it behind the splash screen (screen painting is one of the most time-consuming elements in Windows).

Does Vulcan Notes 95 use a lot of my resources?

No. Considering what it does (rich-text editing, etc.) Vulcan Notes 95 is very modest when it comes to resources.

Is Vulcan Notes 95 a real Windows 95/NT application?

Yes. Vulcan Notes 95 is a true 32-bit application and uses system resources much more efficiently than comparable 16-bit (Win3.1/3.11) applications.

Will Vulcan Notes 95 run in Windows 3.1?

No. Windows 3.1 is a 16-bit operating system which would not know what to do with a 32-bit application.

Is there a version for Windows 3.1 and 3.11?

Yes. If you are interested you can download it from the World Wide Web at <http://www.webcom.com/vulcan> , and most probably from the same service where you downloaded Vulcan Notes 95.

Does the 16-bit Windows 3.1 version of Vulcan Notes run in Win95/NT?

Yes.

Register Vulcan Notes 95

You can register Vulcan Notes 95 for a flat fee of US\$ 19.95/copy.
If you register 5 or more copies at the same time the flat fee is US\$ 14.95/copy.

Please use the built-in Registration Module which interactively guides you through all steps necessary to register Vulcan Notes 95.
The Registration Module will automatically show at startup or when you select "Register | Register Here ...".

Support

Note: Technical support is available to REGISTERED USERS ONLY!

By E-Mail (please include your serial # when e-mailing us)

70242.3333@compuserve.com

(for CompuServe users: **70242,3333**)

By Phone (please have your serial # ready when calling)

+1 (303) 702-9577

On the World Wide Web

<http://www.webcom.com/vulcan>

The place to go if you are looking for the latest Vulcan products and upgrades!

On CompuServe

GO WINUSER

Another place to go if you are looking for the latest Vulcan products and upgrades!

Note: Registered users can find the serial # under Help | About.

Legal Notice

DISCLAIMER

THIS SOFTWARE IS PROVIDED AS IS. VULCAN TECHNOLOGY MAKES NO WARRANTY OF ANY KIND, EXPRESSED OR IMPLIED, INCLUDING WITHOUT LIMITATION, ANY WARRANTIES OF MERCHANTABILITY AND/OR FITNESS FOR A PARTICULAR PURPOSE.

REGISTERED VERSION LIFETIME WARRANTY

Vulcan Technology warrants the physical diskette(s) and physical documentation provided with registered versions to be free of defects in materials and workmanship. If Vulcan Technology receives notification of defects in materials and/or workmanship, and such notification is determined by Vulcan Technology to be correct, Vulcan Technology will replace the defective diskette(s) and/or documentation. The entire and exclusive liability and remedy for breach of this Warranty shall be limited to replacement of defective diskette(s) and/or documentation and shall not include or extend to any claim for and/or right to recover any other damages, including but not limited to, loss of profit, data, or use of the software, or special, incidental, or consequential damages or other similar claims, even if Vulcan Technology has been specifically advised of the possibility of such damages. In no event will Vulcan Technology's liability for any damages to you or any other person ever exceed the lower of suggested list price or actual price paid for the license to use this software, regardless of any form of the claim.

VULCAN TECHNOLOGY SPECIFICALLY DISCLAIMS ALL OTHER WARRANTIES, EXPRESS OR IMPLIED, INCLUDING BUT NOT LIMITED TO, ANY IMPLIED WARRANTY OF MERCHANTABILITY AND/OR FITNESS FOR A PARTICULAR PURPOSE.

TRADEMARKS

Vulcan Technology and Vulcan Notes are trademarks of Vulcan Technology.
Microsoft and Windows are registered trademarks of Microsoft Corporation.
CompuServe is a registered trademark of CompuServe, Inc.
America Online is a registered trademark of Quantum Computer Services, Inc.

Main Window Menu Structure



File Menu

	New Note	creates an empty new note window
	Open a File	opens a textfile or rich-text file as a new note
	Delete	deletes the currently selected note
	Print	prints the currently selected note
	Print List of Notes	prints a list of all titles with date updated & alarm
	Set Alarm	sets an alarm for the currently selected note
	Edit Find	searches for a string of text in all notes
	Edit Replace	searches for a string of text in all notes and replaces it with another
	Save All	saves all notes to disk (which also happens when you close Vulcan Notes 95)
	Hide All	hides all note windows
	Show All	shows all note windows
	Cascade All	cascades all note windows (including hidden ones)
	Delete All	deletes all notes
	Exit	exits (closes) Vulcan Notes 95



Setup Menu

	Show Toolbar	toggles toolbar on Main Window on/off
	Scrollbars	sets scrollbars on each note (wordwrap is on when set to None or Vertical Only, otherwise wordwrap is off)
	Show Hints	toggles showing of popup hints on/off
	Show Date/Time/Alarm	toggles statusbar on each note on/off
	Default Color	sets default color for each note
	Default Font	sets default font for each note
	Run Minimized	minimizes Vulcan Notes 95 on startup
	Hide Flash Screen	hides the flash screen on startup (registered version only)
	Alarm Sound	lets you specify how you want to be notified by an alarm

Register Menu

	Register Here ...	displays interactive registration module
	Enter Registration Code	lets you enter your name and serial# received from us

Help Menu

	Help Contents	displays the startup page of this helpfile
	Copy Program for a Friend	copies an unregistered copy of Vulcan Notes 95 to a floppy disk



About Vulcan Notes 95

displays the About window (with your name & serial# if you have registered)

Note Window Menu Structure

	Main Window	shows and activates the Main Window
	Font	sets the font for the currently selected text
	Paragraph	sets paragraph attributes for the currently selected paragraph
	Edit Cut	cuts the currently selected text
	Edit Copy	copies the currently selected text to the clipboard
	Edit Paste	pastes text from the clipboard
	Edit Select All	selects all text in this note
	Edit Find	searches for a string of text in all notes
	Edit Replace	searches for a string of text in all notes and replaces it with another
	Keep Note On Top	toggles the "floating" (stay-on-top) state of a note window
	New Note	creates an empty new note window
	Open a File	opens a textfile or rich-text file as a new note
	Delete	deletes this note
	Print	prints this note



Set Alarm sets an alarm for this note

Save All saves all notes to disk (which also happens when you close Vulcan Notes 95)

Hide Allhides all note windows

Show All shows all note windows

Cascade All cascades all note windows (including hidden ones)

Delete All deletes all notes

Exit exits (closes) Vulcan Notes 95

New Features



Old feature (but important and overlooked by many users): Right-clicking on a note will bring up a popup menu (shortcut: F10)



New: Stay-on-top feature (shortcut: Ctrl-K) allows a note to "float" on top of other windows/applications



New: Undo feature for changes in each note (shortcut: Ctrl-Z)



Fixed: Print-outs now have a "comfortable" left/top margin



New: Additional buttons on main window for Save All, Hide All, Show All, Cascade All



Removed: Help and Exit buttons on main window (use F1 and the "X" button instead)



New: Single-click on the main windows' list will now show the appropriate note (eliminating the need to double-click)



New: Insert Date/Time feature inserts your PC's current date/time at the cursor



New: Run Minimized on startup in the Setup menu (note: setting run minimized outside Vulcan Notes 95 will not have any effect)



New: Hide Flash Screen on startup in the Setup menu will hide the splash screen when loading



Fixed: Larger colorgrid in color setup




Fixed: All dates now show according to Windows' date/time settings (for international users)



Fixed: Overdue alarms will now be recognized



Non-repetitive alarms will notify you and reset themselves



Repetitive alarms will be shown (even if overdue) and the alarm date will be adjusted to the next time the alarm is due

New: Choose between different alarm notifications (Alarm Sound in the Setup menu):

No Sound

Windows Default (standard beep)

Custom Sound (allows you to select a *.WAV or *.MID file of your choice)

New: Notes with alarms set will now have a little clock next to them in the main windows' listing

New: Different icons for open/closed notes on the main windows' listing

New: Scrollbars on notes will only show anymore if they're needed (both vertically & horizontally)

New: Shortcut Ctrl-F4 to close a note

New: Interactive order module

Fixed: Improved compatibility with Windows NT

New: Print List of Notes

