


These boxes are the size of the Control Panel's General Controls desktop pattern edit box. Most of the patterns are from Windows 3.0 (I have to use an IBM at work). The patterns can be used by selecting either the blank white background or the solid black background in the edit box. Then, using the mouse, click or drag on individual squares to make the pattern. To put the pattern on the desktop, click on the sample pattern area.


NOTE: If you move to a different desktop pattern, the one you made will not be saved.

NOTE: The patterns can be used either black on white or white on black depending on the effect you want.


Waffle




Boxes




Scottie




Spinner




Quilt



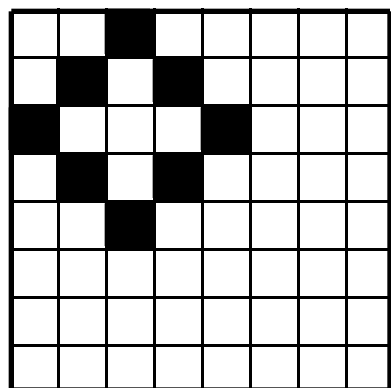
Paisley




Tulip




Diamonds



Critters



Blank



Try your own pattern

Weeds

Birds

Spirals