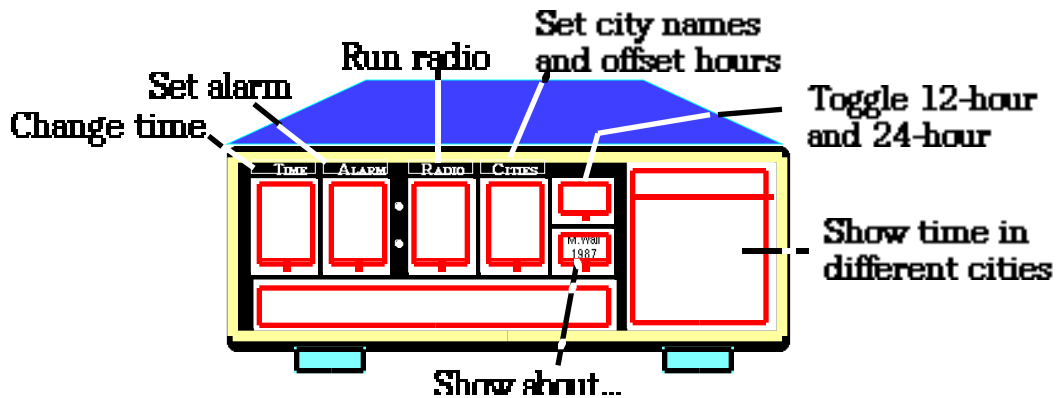


# Clock v4.2

December 26, 1987

## Click on these places:



### Notes:

1. If you change the time using the 'Time' button you will also change your Mac's master clock. But the 12-hour/24-hour toggle is only local to the application and does not remain true when you quit Clock.
2. The alarm is only local to the application, and the default alarm time is 12:00AM at startup. The clock checks the alarm time against **the current displayed time**, not the local time.

If the alarm is set then the 'Alarm' button is inverted. If you press the button again you will turn off the alarm, though the alarm time is kept. Also if the alarm is set and you press the 12-hour/24-hour toggle then the alarm will be turned off and the alarm time reset to 12:00AM.

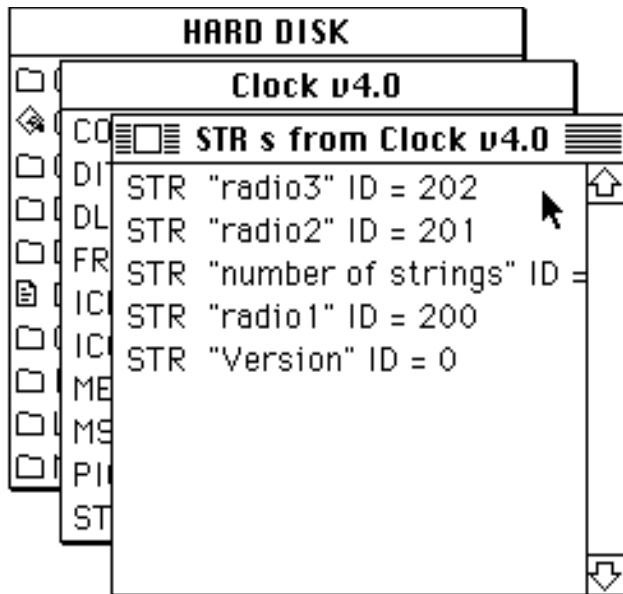
When the alarm goes off it beeps for 15 seconds and then just flashes the 'Alarm' button until you press the mouse button or any key. The date and the speaker volume are set using the Control Panel desk accessory.

3. To hear the radio you must have the file 'Macintalk' in your System Folder. You can get this file off most boards or from your local Apple dealer. You can add, edit, and remove the text that the clock speaks when the 'Radio' button is pressed by using ResEdit, the resource editor from Apple. You can find it on most communication boards also.

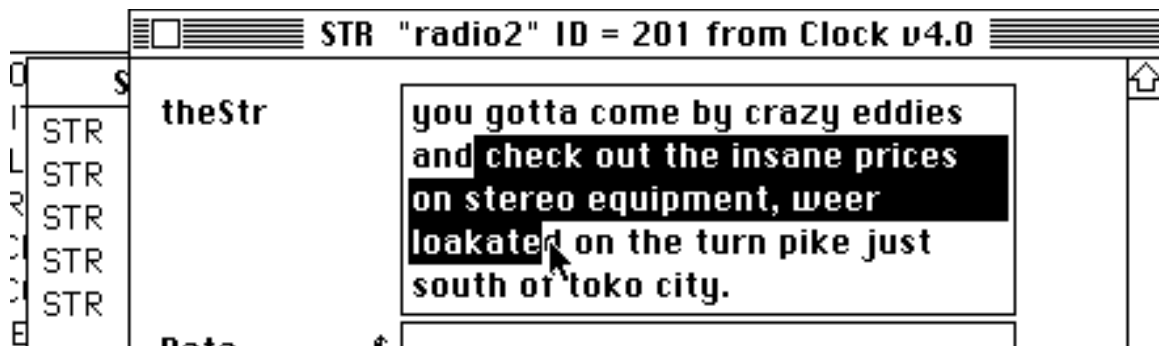
If you're still interested in fiddling with the radio text then do the following:

- a. Run ResEdit, open the Clock application, and open the 'STR ' resource.  
(You open by double-clicking on things)

- b. You should now see something like this:



- c. The string named "number of strings" holds the number of strings available for Clock to speak. This number corresponds to the number of strings whose IDs are greater than 199. In other words, the IDs of the strings that Clock speaks are: 200, 201, 202, .... and so on, **and they must be in sequence or it won't work properly.**
- d. To edit an existing string just open it and edit it.



- f. Remove a string involves selecting the string resource and choosing Clear from the Edit menu and then renumbering the rest of the string IDs so that they are in sequence starting with 200. Then subtract 1 from the value in the string named "number of strings" . As you see, removing one isn't so easy, it's better to just change it to something that you like better.
- g. **Most important: only use copies of any file that you are changing with ResEdit and SAVE the changes before quitting. You are asked if you want to save the changes when you choose Quit from the File menu.**

Have a great new year. I hope that you enjoy this, and if you find anything wrong or if you have any comments just drop me a line:

Mark S. Wall  
Green Mountain Software  
9404 Valley Lane  
Huntsville, AL 35803

GEne: MSWall  
CIS: 73047,1233

update info:

Version 4.2 fixes the alarm for the 24-hour setting and now allows the user to click on the individual clock digits to change the time and alarm setting. (ie. the tens digits are changed separately from the ones digits).