

Macintosh Technical Notes



#65: Macintosh Plus Pinouts

See also: Macintosh Hardware Manual

Written by: Mark Baumwell
modified by: Mark Baumwell

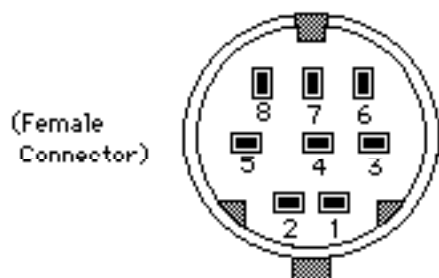
January 27, 1986
March 20, 1986

This note gives pinout descriptions for the Macintosh Plus ports and Macintosh Plus cables that are different than the Macintosh 128K and 512K Personal Computers.

Below are pinout descriptions for the Macintosh Plus ports and cables that are different than the Macintosh 128K and 512K Personal Computers. Note that any unconnected pins are omitted.

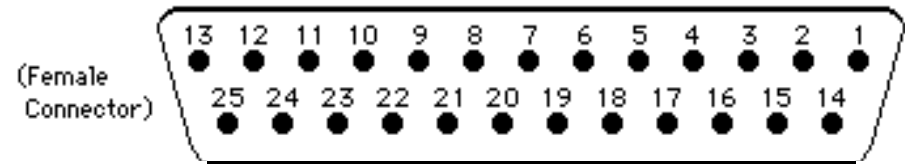
Macintosh Port Pinouts

Macintosh Plus Serial Connectors (Mini DIN-8)



<u>Pin</u>	<u>Name</u>	<u>Description/Notes</u>
1	HSKo	Output Handshake (from Zilog 8530 DTR pin)
2	HSKi/External Clock	Input Handshake (CTS) or TRxC (depends on 8530 mode)
3	TxD-	Transmit Data line
4	Ground	
5	RxD-	Receive Data line
6	TxD+	Transmit Data line
7	Not connected	
8	RxD+	Receive Data line; ground this line to emulate RS232

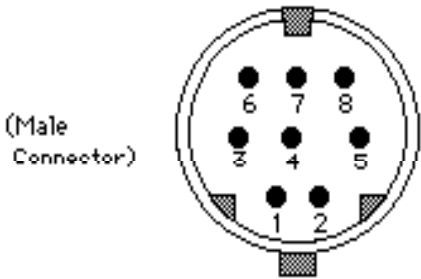
Macintosh Plus SCSI Connector (DB-25)



<u>Pin</u>	<u>Name</u>	<u>Description/Notes</u>
1	REQ-	
2	MSG-	
3	I/O-	
4	RST-	
5	ACK-	
6	BSY-	
7	Ground	
8	DB0-	
9	Ground	
10	DB3-	
11	DB5-	
12	DB6-	
13	DB7-	
14	Ground	
15	C/D-	
16	Ground	
17	ATN-	
18	Ground	
19	SEL-	
20	DBP-	
21	DB1-	
22	DB2-	
23	DB4-	
24	Ground	
25	TPWR	Not connected

Macintosh Plus Cable Pinouts

Apple System Peripheral-8 Cable (connects Macintosh Plus to ImageWriter II and Apple Personal Modem)
(Product part number: M0187)
(Cable assembly part number: 590-0340-A (stamped on cable itself).



(DIN-8)	(DIN-8)
1	2
2	1
3	5
4	4
5	3
6	8
7	7
8	6

Macintosh Plus Adapter Cable (connects Macintosh Plus DIN-8 to existing Macintosh DB-9 cables)
(Apple part number: M0189)
(Cable assembly part number: 590-0341-A (stamped on cable itself).

(DIN-8)	Name	(DB-9)	Notes
1	+12V	6	
2	HSK	7	
3	TxD-	5	
4	Ground	3	Jumpered to DB-9 pin 1 (in DB-9 connector)
5	RxD-	9	
6	TxD+	4	
7	no wire		
8	RxD+	8	
	Ground	1	Jumpered to DB-9 pin 3 (in DB-9 connector)