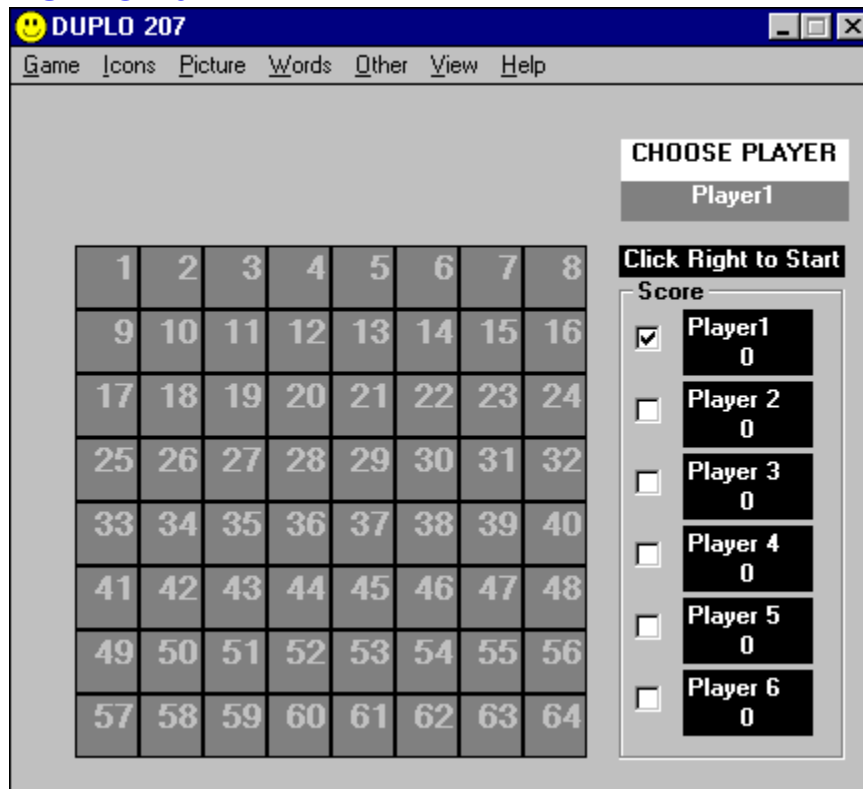


DUPLO 207



If you wanted some fun, you just found it !
Play Duplo with your friends and forget those boring winter evenings.

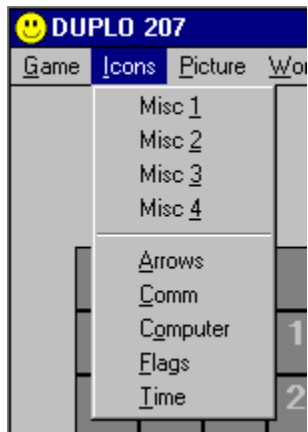
Read the [Intro](#) and [Requirements](#) chapter.

Duplo is a fine product of Best-ia Software Development.

Game



Icons

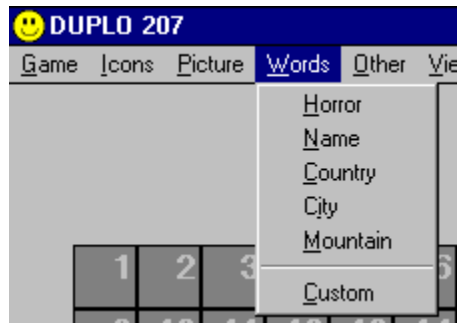


The first step is the Icon-Misc play. Let's warm it up!

Picture



Words

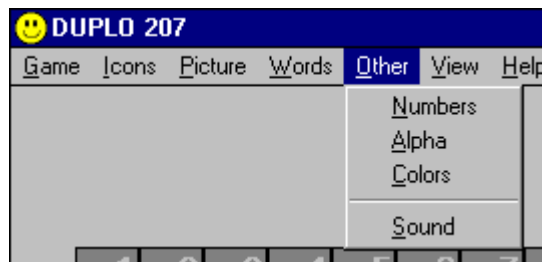


Very difficult.

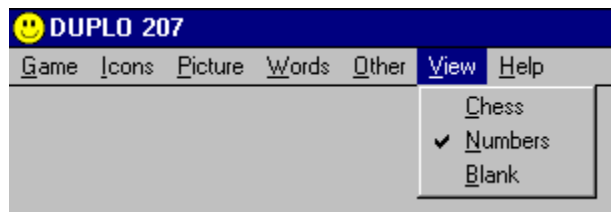
Our brain is made to memorise and understand pictures and places.

When you give it words and a location to link it on, then you see how in did it works.

Other



View



You can choose between three different designs of covers for your playground.

For chess addicted here is the "Chess" checkerboard.

The easiest is "Numbers" (but in Other-Numbers is pretty confusing ;-)

The hardest is Blank, close your eyes and you will see the same.

PlayerCheck

Before you start a new game check the players they wanna play.

PlayerName

Give names to players!

Just click in and type the new name.

Score

Who does it better?

The one with better memory or just fat luck.

InfoField

At the beginning of the game you have to choose the number of players and their name. After that click the right button to start playing.

At playtime it shows the number of trials.

If you chose Speed game, you can see here your time.

ChoosePlayer

This is only a warning!

Before you begin a new game you must check the players and give them names in the "Score" section.

At playtime it shows when you must click the right button to let the other player to play on.

OntheMove

Shows Who must play now.

PlayGround

Here you play, you win and you loose.

NewGame

Play a new game with the same parameters.

ShowPicture

View what you play right now.

Speed

If you want to try your fast eye and a running mouse, try this.
Watch your time at the right.

Memory

is the game to prove your brain capabilities.

Miscelaneous

Very funny icon game.

Icons Other

This other icons are more difficult.

PictureDefault

You can play also splitted pictures.
Huhh, huhh, huhh..

(((((You can also change them, if you don't like this stuff)))))

PictureCustom

Duplo can be played with your own pictures.

Put your pictures in BMP format.

Try to size it similarly to the ones brought with Duplo207.

And That's it!

WordDefault

Play the hardest game of all.

Try to find the word's pair of:

Horror words, Names, Countries, Cities and Mountains.

WordCustom

You can make your own Word file and use it here.

The rules are simple:

The file must be in Only-Text format.

Each word is located in one line.

Be careful to fill the file with more than 33 words.

Anyway, you can look at the default files and do the same.

OtherIcons

If you are bored with pictures try this alternative one.
Numbers and Alpha are easy to handle.
Color is not for color blind people ;-)

Sound

The most exciting of all games. Clean your ears and find the same sounds.

Intro

Let me introduce the game.
Duplo is a traditional memory game with some finest additions.

Try to find the pairs of pictures, sounds and words.
You can play it in memory or speed mode. The first is made to develop your brain , the second for your eyes and hand.

The executable finds the pictures, sounds and words in standard files, so you can change it if you want with the tools you already have.

Just try to follow some easy rules:

Pictures:

The bitmap is splitted by the program into iconsize tiles. So if you use a bigger bitmap it is possible that a single tile will be a little part of the bitmap and therefore unrecognisable.
Because the game need 32 tiles to play, the picture must not be too small.
The best way to try is to copy one of the defaults and to modify it.

Sounds:

Wav is the standard Windows format for saving sound samples. If you want to change it, just copy a wav file to one pre-existent file.

Words:

Words are saved in TextOnly files. Each word is in its own line. There must be more then 32 words in the file.

OK!
That's all folks!
Let's rock!

Requirements

- To play Duplo207 you need a Computer with Windows (3.xx or 95).
- In the Windows\system directory you need to have vbrun300.dll. If you haven't, you can find it on every BBS, internet or by friends. I assure you, it is very proliferated.
- The best resolution is the VGA standard with TrueColors.
- If you play it on major resolution, the icons might be too small.
- If you don't have True Colors or at least 256 Colors, you will lose the beauty of the rainbow.
- For playing the Sounds it is best to have some SoundCard, but it is possible also with the PC speaker if you have the Speaker.driv for playing Wav on it.

Glossary

| | | | | | | | | | | | | |
|---|---|---|---|---|---|---|---|---|---|---|---|---|
| A | B | C | D | E | F | G | H | I | J | K | L | M |
| N | O | P | Q | R | S | T | U | V | W | X | Y | Z |

M

Memory

Memory

