

Add or Delete Licenses

New Client Access License

Select Certificate to Remove Licenses

Product Name

Select the product name for which you are adding licenses.

Vendor

Type the name of the vendor of the product for which you are adding licenses.

Serial #

Type the serial number of the certificate you are installing.

Key Code

Type the key code of the certificate you are installing.

Activation Code

Type the activation code of the certificate you are installing.

Comment

Type a brief comment to aid in identifying the purchase.

License quantity

Click **All licenses** to add all the certificate's licenses to this server, or click **Only** and type the number of licenses to install on this server.

Select Certificate Source

If you are installing a secure paper certificate (with a key code and activation code), select **Paper Certificate** and click **OK**.
Otherwise, select **No Certificate** and click **OK**.







License mode

Shows the license mode for which these licenses will be added.

License Certificate Entry

Enables you to enter information from a secure license certificate, adding the certificate to the server.

For more information on this dialog box, click the following:

-  [Product Name](#)
-  [Vendor](#)
-  [Serial #](#)
-  [Key Code](#)
-  [Activation Code](#)
-  [Comment](#)
-  [License quantity](#)
-  [License mode](#)

Installed Certificates

Shows each certificate previously purchased for this product on this server.

Number of Licenses to remove

Specifies the number of licenses you want to remove from the selected certificate on this server.

Remove

Removes the number of certificates shown in **Number of Licenses to remove** from the certificate selected in **Installed Certificates**.





Refresh List

Immediately updates **Installed Certificates** with the most current information.

Select Certificate to Remove Licenses

Enables you to remove licenses for the selected product.

For more information on this dialog box, click the following:

-  [Installed Certificates](#)
-  [Number of Licenses to remove](#)
-  [Remove](#)
-  [Refresh List](#)

Product

Specifies the licensed product.

Quantity

Specifies the number of licenses you are adding.

For License Mode

Sets the license mode for this product on this server.





Comment

Type a brief comment to aid in identifying the purchase

New Client Access License

Enables you to add Client Access Licenses for a product.

For more information on this dialog box, click the following:

-  [Product](#)
-  [Quantity](#)
-  [For License Mode](#)
-  [Comment](#)

