


(This manual is produced in MS Word 4.0. For best printing result install Helvetica 10, 12 and 14 points. For best screen result set screen depth to 256 colours.)

## Table of Contents

How to Use WaitLess	.....	2
WaitLess' Menu	.....	3
	.....	3
File	.....	3
Edit	.....	4
Re-Scan of Cdevs	.....	5
Set a Folder to be Scanned	.....	6
Modifying WaitLess	.....	6
Known Conflict	.....	7
Avoiding Conflict	.....	7
Distribution	.....	8
Version History	.....	8
Thanks to	.....	10
Address	.....	10



~~~~~

**WaitLess** is a pseudo-Control Panel DA. Its great advantages to ordinary Control Panel are as follows:

1. This opens much faster than Control Panel.
2. Size of cdev's window becomes as small as possible.
3. Favourite cdev can be set as default rather than General in Control Panel.
4. A folder other than System Folder can be scanned.

### ***How to Use WaitLess***

=====

- i) **WaitLess** is a DA. Install this into your system using Font/DA Mover or a utility program such as Suitcase II or MasterJuggler.
- ii) Choose **WaitLess** from  menu. Then **WaitLess** automatically scans all cdevs in System Folder (Only first time. NO scan at all from the next time. This is because why it opens quicker than Control Panel ).
  - **Important : If you add or delete any cdev, you need to re-scan. Please refer "Re-Scan of cdevs" section on page 5.**
- iii) Window of WaitLess is brought up. If there is a General file in System Folder, it is shown first. If not, alphabetically first cdev is shown.
- iv) Now you can choose any cdev you like from **WaitLess'**  menu. You will notice that a name in **WaitLess'** title bar turns into one of cdev you chose.
- v) Please read "**Modifying WaitLess**" section below to choose cdev programmed to show icons such as Startup Device or Network.

## **WaitLess' Menu**

=====



a) **About WaitLess...**

Of course this tells you who wrote.

b) **Set favourite cdev**

You can set default cdev to be appeared first. Choose one and click this item. The one you just selected will be shown first from the next time. Please also refer “e) **Preferences...**” section below.

c) **list of cdevs**

Needless to explain, you can select a cdev as you do in Control Panel.

### **File**

a) **Show Directory...**

This shows a full path name of where [WaitLess](#) scans.

b) **Info about <cdev name>...**

To show following informations of cdev currently active.

- has INIT

If Yes, the cdev has “INIT” resources.

- mach

Tells you what Macintosh the cdev is able to work on. Four types are known at present.

Always called with macDev.

Available on all machines.

Available on Macintosh II only.

Available on machines with ADB.

As for others unknown, it just shows “unknown” with a flag.

- **version**

Shows cdev's version information. There are few cdevs which do not provide this information.

- c) **Quit**

Close [WaitLess](#). Yes, you may click a close box instead, of course.

## **Edit**

- a) **Undo, Cut, Copy, Paste, Clear**

To send a command to cdev selected. It is no meaning for cdev which has no function of these commands.

- b) **Zap PRam...**

Clears PRam, Parameter RAM, holding informations such as Speaker Volume, Startup Device etc. I don't recommend those who do not know what this is for. But do not worry about this! This is not dangerous but can be useful in some cases.

- c) **Resize Automatically**

When this toggle switch ON, cdev window you choose will be drawn as small as possible. There are few exceptions like Sound cdev.

- d) **Lock Menu**

When this toggle switch ON, once you click on WaitLess menu bar, WaitLess menu will be automatically pulled down and stayed without dragging nor holding mouse button pressed. To cancel menu selection, just click outside of menu.

- e) **Preferences...**

- 1) **Window font**

- Pop Up menu

To set font and its size to be used in cdev.


- Also menu

If this is checked, the font and size to be used in [WaitLess](#) menu will be same as one you selected in Window font.

## 2) **cdev at start up**

To set a default cdev.

- Favourite cdev

Cdev selected in “Set Favourite cdev” in  menu becomes a default cdev.

- Last used

Cdev you choose last time will be appeared first next time.

## 3) **Primary cdevs**

This is for power users who put cdevs into a folder other than System Folder by using utilities such as INIT Share written by Jaap Snijders and Walter Ravenek of the Netherlands. All others do not have to care about this. Refer “**Set a Folder to be Scanned**” section.

- Scan

To make [WaitLess](#) scan cdevs in System Folder (referred as primary cdevs) in addition to the extra System Folder.

- Move to top


This is available only when “Scan” is ON. Primary cdevs are shown top of list.

Note: Changes will take effect when you re-scan cdevs.

## **Re-Scan of Cdevs**


=====

This is very **important** if you add or delete any cdev. Because [WaitLess](#) scans cdevs only first time and omits scanning from next time to save time, it is necessary to do **Re-Scan** for proper work.

- Holding down Command key while choosing [WaitLess](#) from  menu to scan cdevs again.

## ***Set a Folder to be Scanned***

=====

- Holding down Shift and Command keys while selecting [WaitLess](#) from  menu to bring up a standard file dialog so that you can choose a folder to be scanned other than System Folder .

## ***Modifying WaitLess***

=====

If you want to choose cdev programmed to display icon, e.g. Startup Device, Network, etc., you must copy LDEF resource from Apple's Control Panel DA, and paste it into [WaitLess](#) using ResEdit. Please follow the instruction below.

1. Make a duplicate of WaitLess DA.
2. Make a suitcase file containing only Control Panel DA using Font/DA Mover. For detail please consult with Apple's manual.
3. Launch ResEdit.
4. Open Control Panel DA suitcase file and select "LDEF" resource.
5. Select "Copy" from "Edit" menu.
6. Open copy of WaitLess DA.
7. Select "Paste" from "Edit" menu.
8. Select "Save" from "File" menu.
9. Quit ResEdit.
10. Install duplicate of WaitLess DA. That's it!

If you are not familiar with using ResEdit, you had better to ask someone else. Otherwise you may ruin your whole system.

**Remark:** Do NOT distribute [WaitLess](#) containing this LDEF resource because LDEF resource is a property of Apple Computer Inc.

## **Known Conflict**

=====

### SCSI Probe 2.03 or later

Clicking SCSI Probe's title bar, or in some cases just selecting SCSI Probe 2.03 or even the latest version 2.0.7, causes system error. This seems to be caused by SCSI Probe's trick to rotate its icon. To solve this problem, either 1) simply use SCSI Probe 2.01 which works fine with [WaitLess](#), or 2) modify your System file using "cdev shrinker" which is useful utility application written by John Rotenstein, Australia. It changes list of icons in the Control Panel window to their file names. So it can avoid SCSI Probe's icon trick. But please note that solution #2 does not always work on some machines.

### FileSaver1.0.1

Unable to save settings except startup disk.

### Flash-It 2.1

It is sometimes happens that Help window of Flash-It 2.1 disappears at once after clicking of Help button. This is caused by Flash-It's minor bug. The author, Mr. Toge, kindly fixed this bug and wrote version 2.1c. However he is now in preparation of Flash-It 3.x and the bug is harmless to Flash-It's function, he has no intention to distribute version 2.1c. Nonetheless he will give it on demand to those who needs it.

## **Avoiding Conflict**

=====

Although I have tested Apple's genuine cdevs and widespread shareware / freeware cdevs as many as possible, there might be cdevs fatally conflicting with [WaitLess](#) such as SCSI Probe 2.03. If you find any, follow the next steps to modify [WaitLess](#) in order to omit uncongenial cdev.

1. Make a duplicate of WaitLess DA.
2. Launch ResEdit, open the copy of WaitLess DA and open ID=-16000 in "STR#" resource.

3. Select the last "\*\*\*\*\*" and choose "Insert New Field(s)" from "Resource" menu.
4. Type name of the cdev correctly in a newly created The String box. Repeat steps 3 to 4 for next cdev to be omitted.
5. Save the modification and quit ResEdit.
6. Install [WaitLess](#) modified.

## ***Distribution***

=====

[WaitLess](#) is a freeware, and may be distributed freely through BBSs and network services except commercial purposes. Please feel free to give it to your friends as many as you wish. But please make sure that this package is distributed in whole and intact, that is, [WaitLess](#) DA itself and this document.

If you like this convenient DA, send me a picture postcard of your country. I might send you a picture postcard in return.

## ***Version History***

=====

[WaitLess](#) is written in THINK C 4.0.2.

### 1.0

First release.

### 1.1

Fixed bugs:

- 1) in managing menu resource, which made menu resource purgeable!
- 2) in order to show long font name properly in "Window font" in "Preferences...".  
Mr. S. Otsuki pointed out this bug.
- 3) in managing preference file. Thanks to Mr. E. Takano for his cooperation.
- 4) that even if menu items are dimmed its keyboard shortcuts are workable.
- 5) in managing cursor animation.



New functions added:

- 1) info about <cdev name>...
- 2) to make [WaitLess](#) scan an extra System Folder and System Folder as well for INIT Runner or INIT Share users.
- 3) "Also menu" check box.
- 4) "Lock Menu".
- 5) application font in pop up menu in "Window font". This is Mr. M. Kuriyama's idea.

Specifications changed:

- 1) management of preference file.
- 2) way of displaying icons while scanning.
- 3) contents and name of preference file.
- 4) mouse pointer changed to beach ball instead of wristwatch.
- 5) so as to scan icon resources in the same way as Finder does.
- 6) contents of "About WaitLess...".
- 7) added "vers" resource.

#### 1.1.1

Improved way of scan of icon resources.

#### 1.1.2

Fixed bugs:

- 1) in null event management.
- 2) in error management in case of resouce error or memory error.
- 3) which caused problem when cursor to spin whlle changing cdev from one to another.

**Thanks to**

=====

My thanks to Motoki Kuriyama, Shoji Otsuki and Eiji Takano who tested beta versions and gave me various useful suggestions, Nobuhiko Yoshida who made English manual, i.e. one you are now reading, based on an original Japanese document, and is a godparent of [WaitLess](#), and all others who gave me E-Mails and picture postcards.

Special thanks to my wife, Akiko, and my son, Akira, for their cooperation and patience.

24th April, 1991

**Satoshi Nishi**

Any comments or bug to report :

by mail:

Satoshi Nishi  
4-17-13 Shimizu, Minami-Ku 201  
Fukuoka 815  
Japan

by E-Mail:

Nifty Serve: MHB02141

CompuServe : 73777,2222

( Mr. Yoshida's ID who will surely forward your message to me.)

Internet: 73777,2222@compuserve.com

Boston Computer Society Mac : Nobuhiko Yoshida