



Visual Basic Office

Copyright Notice

Visual Basic Office (**VBOffice**) is a powerful add-on to the Visual Basic for Windows development environment versions 2.0 and 3.0. VBOffice gives you lightning-fast access to your system without leaving the Visual Basic environment. Open programs, help files, or documents, add custom controls or move to other MAK files, all with a few mouse clicks!

VBOffice features the **Code Librarian** and **Code Typist**, which provide powerful code management and insertion functions. No need to re-invent the wheel with every new project, just save your favorite code blocks and they're always at your fingertips for quick and easy addition to your current project.

The **Handle List** allows you to view the handles and task IDs of all visible captioned windows currently open. When in **SpyMode** the Handle List allows you to view complete "behind the scenes" information about any window simply by moving the mouse cursor over the window.

VBOffice also provides Clipboard Monitoring, which automatically stores to disk every block of text copied to the Clipboard. The **ClipBoard Monitor File Manager** lets you search for and retrieve code from these saved files, providing you with virtually unlimited undo capability!

All of these features are provided via a compact **buttonbar** which takes up a minimum of screen space. No more clunky windows which get in the way and provide limited lists; instead you have a small, floating toolbar or toolbox which provides quick access to all the power functions you need. Click the button and the window pops up; select the action and the window closes! **VBOffice** keeps screen clutter to an absolute minimum.

VBOffice's features include...



Quick File Access



The Handle List



The Code Librarian



One-Click Save & Run



The Code Typist



HotKey Functionality



Project File Access



Full Configurability

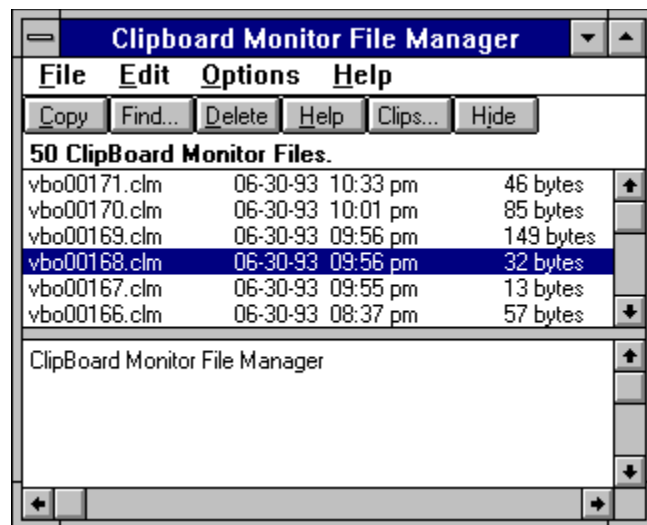


File Import/Export

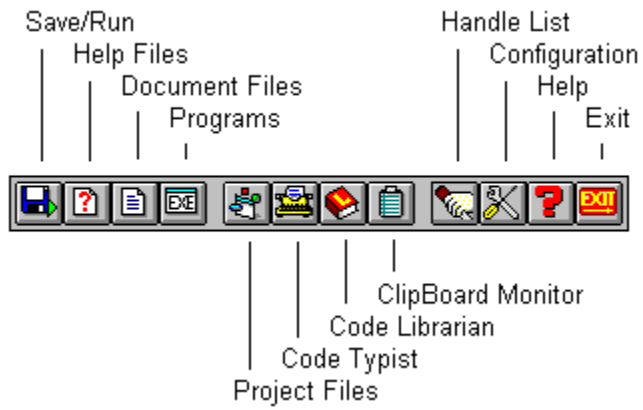


The ClipBoard Monitor File Manager

Project Files		
List	Options	Hide
3-D Control		
Animated Button		
CodeMaker! [MAK]		
Common Dialog		
Crystal Reports		
Gauge		
Graph		
Grid		
Keyboard Status		
Masked Edit Control		
MDI Notepad [MAK]		
MS Communications		
MS Mail API		
MS OLE 2.0 VBX		
MultiMedia Control Interface		
Outline Control		
Picture Clip		
Q+E MultiLink VBX		
Shell & Wait Demo [MAK]		
Spin Button		
Visual Basic Office [MAK]		
VSElastic Control		

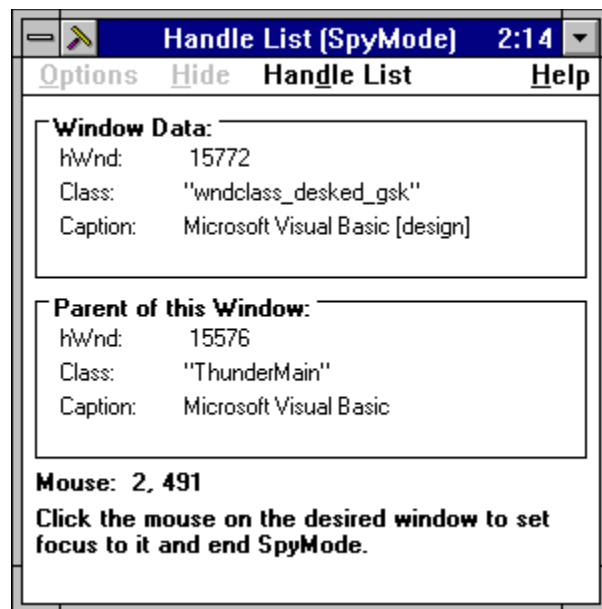


Handle List			2:07
<u>O</u> ptions	<u>H</u> ide	<u>S</u> pyMode	<u>H</u> elp
Task ID	Handle	Window Caption	
01591	4588	Program Manager	
02143	7312	U73:G70:M76	
07151	9484	Scheduler	
07263	7784	Clipboard Stack Manager	
08287	10676	Pro Mixer	
10687	15772	Microsoft Visual Basic [design]	
10687	18600	CODEMAKR.MAK	
12255	14752	Handle List	





Shift + Alt + ... F1 F2 F3 F4 F5 F6 F7 F8 F9 F10 F11 F12





Visual Basic Office

**Copyright © 1993 Barry Seymour
Marquette Computer Consultants**

22 Sirard Lane
San Rafael, CA 94901-1066
(415) 459-0835
CompuServe 70413,3405

VBOffice is available on CompuServe
in the MSBASICS forum; just search
for the keywords "Visual Basic Office."

VBOffice lets you quickly access any help file, document file or program you wish without switching away from the VB environment. Individual popup windows containing the files to access can be easily configured, allowing you to access help files, documents, programs, custom controls and MAK files, in any directory, on any drive. [Click here to see a popup window.](#)

The **VBOffice** Code Librarian stores and manages all your favorite subroutines and functions in a single directory. Now you can maintain a single library of your favorite code modules in one central location. These subs and functions can be easily added to any project, regardless of where it is on your hard disk.

The **VBOffice** Code Typist stores often-used code fragments for quick typing into your code window at the cursor location. You can create your own or import other code fragments, depending on how you work. With **VBOffice** you always have a speedy typing assistant only a mouse-click away, saving you from repetitious typing..

The Project Files popup window allows you to quickly add custom controls, forms and modules to your project. Specify their location once and these files will remain quickly accessible to your project no matter where they are on your disk. Double-click on one and it's added to your current project.

You can also open any MAK file from this window! Specify the location once and it'll be instantly accessible for opening at any time. Double click on a MAK file name in the list and **VBOffice** opens that project for you!

VBOffice can save a copy of each fragment of code you copy to the clipboard for later retrieval. You can specify as many or as few ClipMon files as you like if you wish to conserve disk space, or set the number to zero to disable it.

Using the **Clipboard Monitor File Manager** you can view and delete these files. You can even perform text searches through the saved files if you want to find and retrieve a piece of code you deleted. If it was copied to the ClipBoard, the ClipBoard Monitor can help you find it again! The ClipBoard Monitor provides an undo capability limited only by the free space on your hard disk and the number of files you choose to retain. [Click here to see the Clipboard Monitor File Manager.](#)

The **VBOffice** Handle List displays a list of all visible windows with captions, and includes their Task ID and Handle in the list. A single click on a list entry activates that window. Conversely, the Handle List always highlights the list item which is currently active.

The Handle List also features **SpyMode**, where you can discover information about any visible window by passing the mouse cursor over it. When in SpyMode the actual dimensions of each window are highlighted while information about the window's handle, class name, caption and parent are shown.

These Handle List functions are handy for evaluating API calls (where Window handles are often used), for quickly finding a window if it's buried under others and to determine exact information about a window using SpyMode. [Click here to see the Handle List.](#)

VBOffice's Save/Run button automatically saves your entire project before you run it, protecting you from code loss in the event of a General Protection Fault (GPF). The button can also be used to break program execution, and acts as a quick visual reminder of your current run mode.

The **VBOffice** toolbar matches the twelve function keys on your keyboard. Holding down [Shift]+[Alt] and pressing the appropriate function key is the same as pushing the button, even if you're not in Visual Basic! This provides quick access to all **VBOffice** tools, even if you're editing in a full-screen code window.

VBOffice can be configured to match the way you work. The ClipBoard Monitor can be set to store as many or as few files as you wish, and the ToolBar can be positioned in horizontal or vertical mode in any one of six different screen positions. The various **VBOffice** popup windows can be configured to remain open or disappear after they do their work and can be configured to display a font style suitable for your screen resolution. All **VBOffice** windows remember their location, size and configuration from session to session, and can be either hidden for greater speed or unloaded (closed) to conserve system resources.

VBOffice allows you to share Code Typist and Code Librarian files with other programmers; just use the File Export function to copy your files to another drive or directory, or use the File Import function to bring files into your library.

