

# fileSafe for Palm

Copyright (c) 1999-2000

## UPDATES

*Version 2.0* (7-6-2000) Added categories, fixed reset problem with no key entry.

*Version 1.4* (1-29-2000) Added database backup to PC during Hotsync and edit functions (cut, copy, paste).

*Version 1.3* (12-12-1999) This program was renamed from "eSafe for Palm" to "fileSafe for Palm". We were informed by the Israeli company ALADDIN the mark/term eSafe is a trademark owned by them and that the use of this mark in any computer hardware or software product infringes their intellectual property rights.

*Version 1.2* (10-23-1999) Added option to select graffiti or keyboard entry for opening the fileSafe program.

## DESCRIPTION

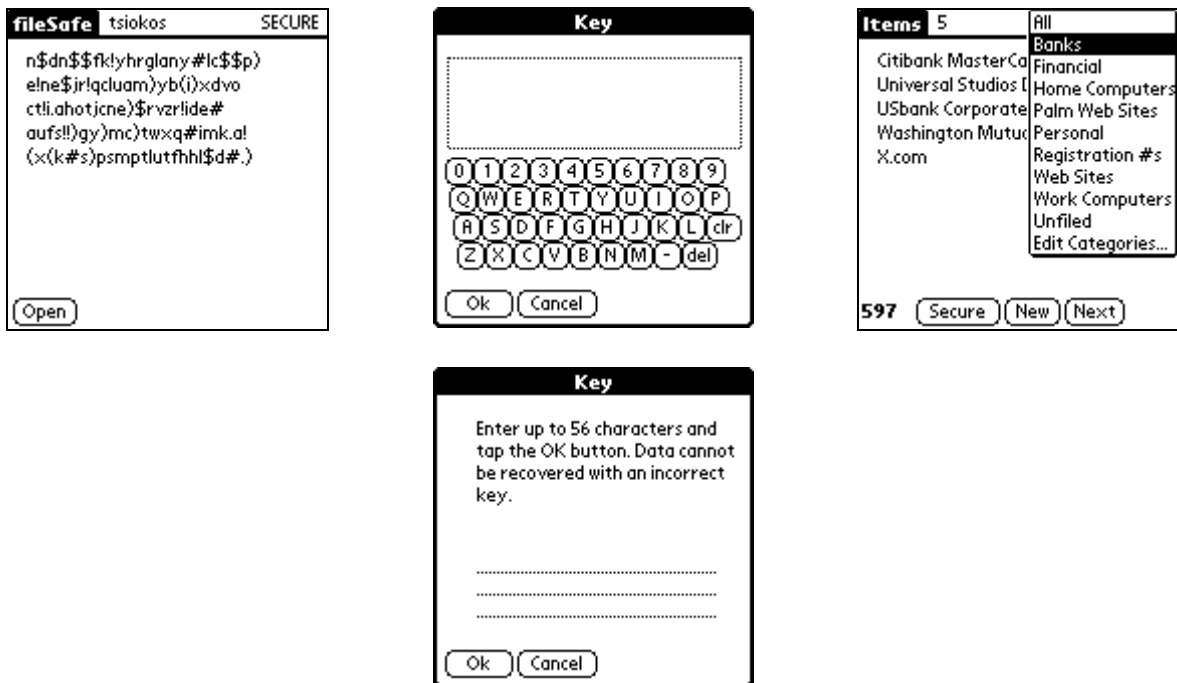
fileSafe provides a secure place in your Palm Pilot for keeping sensitive information such as computer user names, passwords, credit card account numbers, pin numbers and other confidential data. Data records are encrypted and decrypted using a user defined private key that can be as long as 448 bits. This key is not saved in any way by this program and if it is forgotten data cannot be recovered. The user may select one of two algorithms for encrypting records, TEA (Tiny Encryption Algorithm) and BLOWFISH. Both algorithms are in the public domain and several reference implementations are available on Internet. Because of long keys, 128-bit for TEA and 448-bit for BLOWFISH, these algorithms permit effective protection of stored data against unauthorized access.

Data records are text strings. The first line of each record is used as the record's title. When fileSafe is activated, it enters the secure mode and the record titles displayed are scrambled.




# OPEN fileSafe

To open fileSafe, tap the open button, enter your private key at the key screen, tap ok and the record titles will now be displayed. When fileSafe is opened a timeout also begins. The seconds timeout counter is displayed at the lower left hand corner of the screen. When the timeout expires, the program will return to its secure mode automatically. The secure button may be pressed at any time to do the same. To display records in the next category, tap the next button (it skips over the Unfiled category);

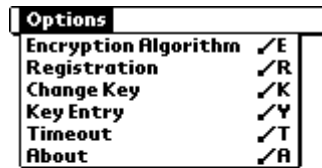


In the open mode, data records may be viewed, edited, deleted or new records may be created. Tap the record title to view, edit or delete a record. Tap the new button to create a new record.



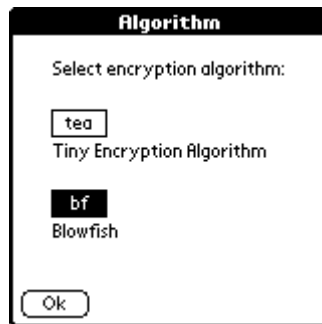
## OPTIONS

Several options are available when fileSafe is in the secure mode: algorithm selection, change of private key and timeout settings.

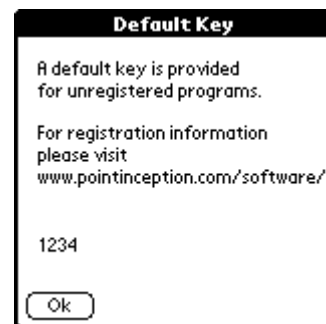
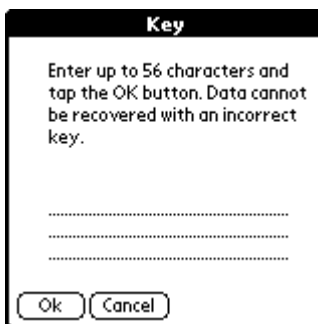


Open

Two choices are provided for the encryption algorithm: BLOWFISH and TEA. For information on the BLOWFISH algorithm refer to: 'Description of a New Variable-Length Key, 64-Bit Block Cipher (blowfish)' B. Schneier, Fast Software Encryption, Cambridge Security Workshop Proceedings (December 1993), Springer-Verlag, 1994, pp 191-204. For information on the TEA algorithm refer to description by David Wheeler and Roger Needham, Proceedings of the 1994 K.U. Leuven Workshop on Cryptographic Algorithms, Lecture Notes in Computer Science, Springer-Verlag, 1995.



Registered users can define and change their private encryption key. Unregistered users have full functionality of the program but they are provided with a default key.



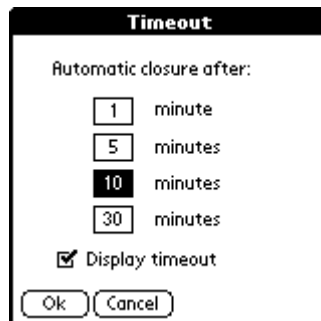
The change key option will encrypt existing records with the new key. Each record will be decoded using the old key and then encoded with the new key. Enter your current key and your

new key in the appropriate fields. After the ok button is pressed, the items number displays the current record as this process is going on.



A dialog box titled "Change Key" with a black header bar. Below the title, it says "Items 41". There are two sections: "Old Key:" followed by a text input field with a dotted line, and "New Key:" followed by a text input field with a dotted line. At the bottom, there are two buttons: "Ok" and "Cancel".

At the following screen select the timeout at which point fileSafe will automatically return to its secure mode.



A dialog box titled "Timeout" with a black header bar. Below the title, it says "Automatic closure after:". There are four radio button options: "1 minute", "5 minutes", "10 minutes" (which is selected), and "30 minutes". Below these is a checkbox labeled "Display timeout" which is checked. At the bottom, there are two buttons: "Ok" and "Cancel".

At the about screen tap (i) for a brief description of this program.



An "About" screen with a black header bar containing the word "About" and an information icon (i). The main content area features the "fileSafe" logo in a stylized font, flanked by two vertical bars. Below the logo, it says "Copyright (c) 1999-2000" and "tap (i) for brief description". At the bottom, there is a single button labeled "ok".

## **REGISTRATION**

This program is offered free of charge but the user is encouraged to register. Only registered users are allowed to select or change their private key. To register send \$15 US currency along with your first name, last name, and your email address to:

C. Tsiokos  
8018 Monier Way  
Orlando, FL 32835

When the money and information are received, your unique registration code will be forwarded to you by email. Enclose a self-addressed, stamped envelope if you prefer a written response.

For latest info or to register online, please visit our home page at

<http://www.pointinception.com/software/>

## **WARRANTY & LICENSE**

Although this software has been prepared with care and has been submitted to extensive testing, the author will not be liable for incidental or consequential damage resulting from executing this program.

The shareware version of this program may be freely copied and distributed in its original form. The shareware version and the registered version of fileSafe must not be altered or modified in any way. After registration is made the user is given a code, which allows for full functionality of the program. The registered user shall in no way make copies of the registered program, resell or give a copy of the registered program to another person.

Copyright laws protect this program. All rights reserved.