



WatchWork

Copyright © 1991 by Lawrence R. King
Version 1.0.0

WatchWork is a Macintosh utility application which displays a digital timepiece. It allows you to better utilize your time through the use of Alarm Reminders, Chimes, a StopWatch and a Timer. Run WatchWork in the background with Multifinder (or System 7) while you use other programs.

Among other clock programs, WatchWork was designed to provide more user-customizable functions such as font, color (if available), size, alarm sounds and screen position.

Key Features

- Customizable fonts, sizes, colors and screen position display
- Optional date and memory display
- Customizable alarm sounds and volume
- Up to 100 event alarms of either one-time or reoccurring status
- StopWatch, Timer and 'Chimes' functions
- Screen Saver option to prevent screen burn-in

System Requirements

This program has been extensively tested on many Macintosh models running system operating systems 6.0 and later. Though it may run with earlier operating systems, use of the sounds and alarms are not supported. Testing on earlier system versions has been sparse and I don't recommend WatchWork for use on systems before 6.0.

Menu Options

The following sections describes each menu choice and the operation of WatchWork.

Apple Menu

About WatchWork. A standard dialog box appears giving you information about copyrights and how to send in your ShareWare fee. If you've ordered a registered copy from me, your registration number will also appear here.

File Menu

Save Alarms. Though alarms are automatically saved when you quit WatchWork, it's a good idea to also save them as you go. That way, in a power failure, you're covered! In the worst case, you will lose those alarms that were created since the last 'start-up.' This menu item is disabled if there are no alarms to save.

Save Defaults. All of the menu configuration items are saved as defaults. In addition, the clock position and some dialog-box selections are also saved for your convenience.

Print Alarms. Prints the current alarms on your printer This menu item is disabled if there are no alarms to print.

Quit. Before quitting, WatchWork will warn you if you have changed any of the menu-based configuration options. It will also warn you if you have the Timer or StopWatch running. You will not be warned if other miscellaneous options have been changed (such as clock location), though they are remembered when you Save Defaults.

Edit Menu

Except for 'Copy' and 'New Alarm' the Edit-Menu features are dimmed and are present for compatibility with desk accessories.

Copy. By selecting 'Copy,' you place a copy of the clock display onto the Macintosh's clip board. This allows you to 'Paste' this information into some other application that supports pasting from the clip board. The entire contents of the clock window is copied, so you may want to set desired display options prior to executing the 'Copy.'

New Alarm. This is a short-cut way to add a new alarm without the Alarm Dialog showing. This menu item will be disabled if you already set the maximum number of alarms (100) or if you don't have System 6.0 or later. When you edit an existing alarm, or create a new one, you'll see this dialog:

Edit an Existing Alarm

Alarm Event Information:
Larry King was born many years ago (in a galaxy far, far away) on this day...

Year: 1991
Month: Dec.
Day: 19
Hour: 12 AM
Minute: 0
Second: 0

☐ One Time ☐ Weekly
☒ Annually ☐ Daily
☐ Monthly ☐ Hourly

☐ Same Day Alarm
☒ Mark Urgent

Cancel OK

Pop-up Menus to Select date and time

Check if you only want to be notified if WatchWork is running the same day the alarm comes up

Urgent Indicator

Alarm Type (allows Rescheduling)

Accept or Cancel the Alarm

Display Menu

Font. Allows you to change the clock display to any installed font.

WatchWork is SuitCase™ II compatible, so fonts installed using this (or similar utility programs) are available.

Style. Choose from various type styles to change the appearance of your clock.

Size. Pick any size (up to 200 points) to display your clock. Some of the larger sizes may more than fill-up your screen. If you want the clock to fill up your screen, you may want to start small and work your way up. The larger sizes also tend to cause the clock to 'flicker' since they must re-draw such a large portion of the screen.

Date Options. You can choose among several date-display options, or omit the date from display altogether.

Show Seconds. A 'toggle' to show seconds as part of the clock.

Show AM/PM. A 'toggle' to show 'AM' or 'PM' as part of the display. Note: if you have the control panel set to '24 hour' time format (so that WatchWork will use so called 'military' time), the AM/PM option is disabled. To re-enable it, change your Mac's control panel to show '12 hour' time and re-start WatchWork.

Show Memory. Indicates the total amount of free memory currently available in your Macintosh. This is usually a little larger than what is reported by the Finder since the Finder reports the largest unused block.

Screen Saver. A dialog is brought up allowing you to select from a variety of screen savers. Select 'No Screen Saver' if you are using another (probably much prettier) screen saver. The 'White Out LCD Screen Saver' should probably only be used for Macintosh Portables with LCD screens since it turns the LCD pixels 'off' by specifying them to be white. The delay setting should be between 1 and 10 minutes and is ignored if the screen saver is set to 'No Screen Saver.' The screen saver works best if WatchWork is running as the 'front' application. If you're planning to be away from your Mac and want to use the saver, make sure that WatchWork is the 'front-most' application (you can click on the clock). If another application is running in front, WatchWork may only blank-out the screen behind the active window. Any key-press or mouse-click when WatchWork is active will restore the screen.

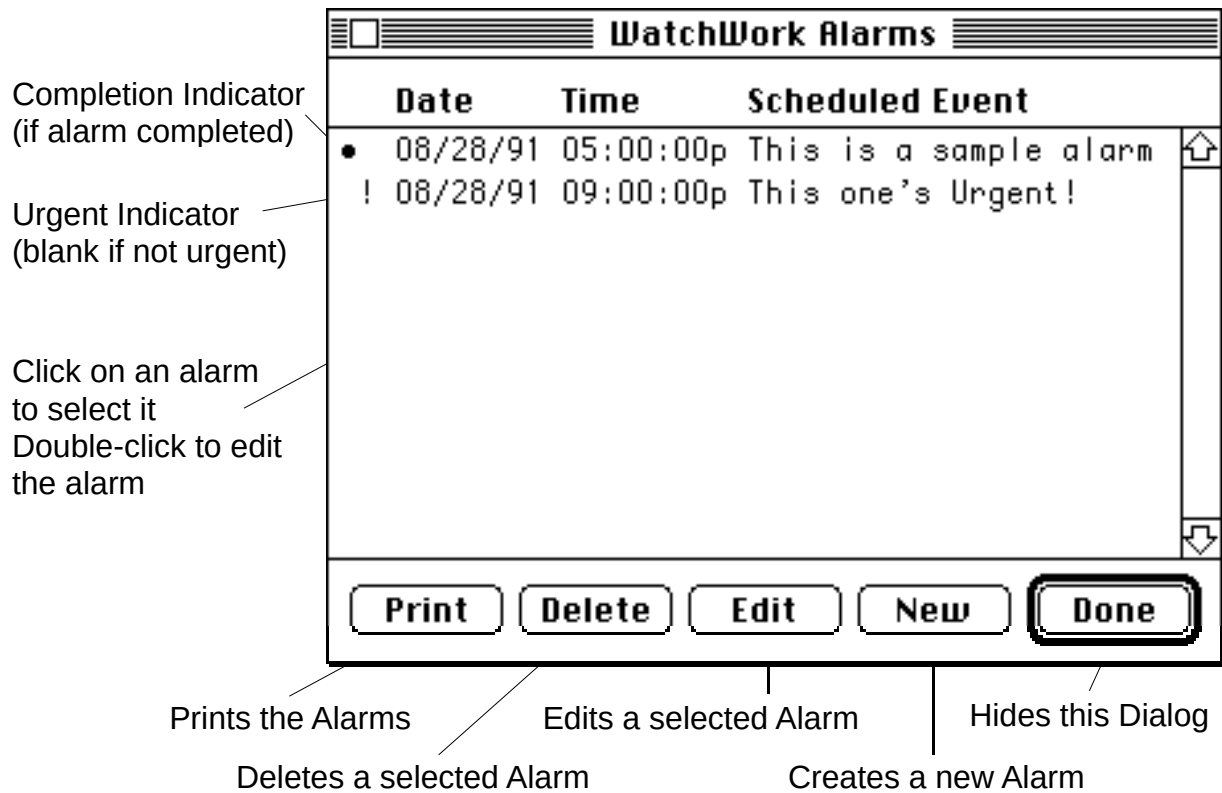
Color Menu

Background. Choose one of the 8 'original' Macintosh colors for your background display. If you have color quickdraw installed on your machine, you can use the standard 'color picker' to choose thousands of other colors. This 'Other' option will be dimmed if color quickdraw is not currently up and running. The colors chosen for the clock will also apply to the timer and stopwatch windows. Also note: on a black and white display, even the 8 original colors will end up either being black or white, so be careful you don't end up with black on black or white on white! If you've moved WatchWork from a color machine to a black-and-white Macintosh, your previously set color choices will be changed to black on a white background.

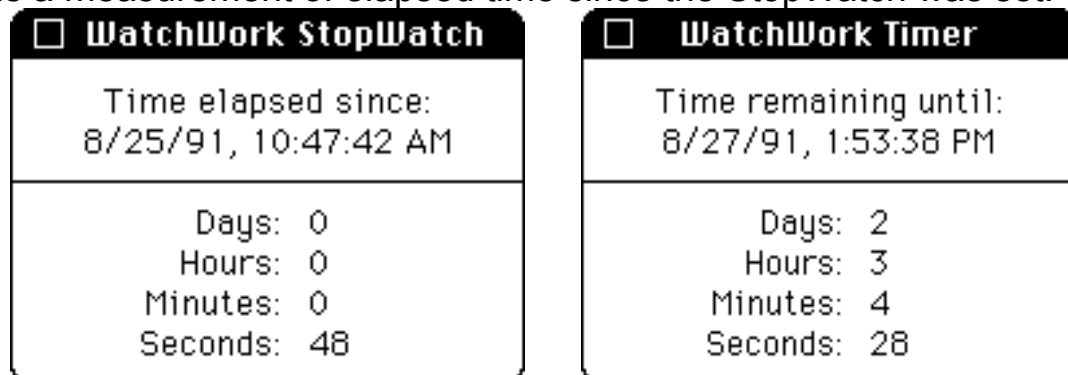
Text. The same options as above are available to set the text color for the clock.

Alarm Menu

Show Alarms/Hide Alarms. This 'toggles' the display of the Alarm Dialog:



Set Stopwatch/Stop Stopwatch. This starts or stops the Stopwatch. The Stopwatch is a measurement of elapsed time since the Stopwatch was set.



Set Timer/Stop Timer. This sets and starts the timer or stops it (if running). The Timer is a measurement of time remaining until a specified time is reached. The timer is shut off when you quit, so if you want to signal an event past shut-down, use an alarm instead. When the Timer reaches the specified time, it continues to run (showing negative seconds). This allows you to see when it went off—if you were away.

Chimes. Allows you to set a chime on the hour, half hour or quarter-hour. For the time fanatics, there's even an 'every ten minutes' option. The 'On

the Hour & Counted' will chime the number of hours. The 'Quarter-Hour & Counted' chimes once on the quarter-hour, twice at half-past, three times at the three-quarters mark and four times on the hour. The 'Tower of London' is a special combination of Westminster Chimes on the hour with 'Quarter-Hour & Counted.' Except for the hour-portion of Westminster, the chime will play using the sound and volume as chosen below.

Sounds. Lets you pick among those sounds currently installed in your System file or 'WatchWork.' When you choose a sound it is played to let you try it out. If you choose 'No Sound,' the menu bar is flashed instead of sound notification.

WatchWork can only play 'sampled' sounds, so if it finds a sound that uses a different Macintosh synthesizer resource, it will be dimmed (shown as unavailable) in the menu.

Volume. Sound volume can be set to one of 8 levels. You are given a sample of the sound level when you try one of the option. The 'Volume Off' option will substitute a menu bar 'flash' when the sound is played.

Licensing and Legal Stuff

This program is not in the public domain and is copyright 1991, Lawrence R. King. Since it was written using Think Pascal, parts are also copyrighted by Think Technologies, Inc. ResEdit and the Macintosh 'System' are copy-righted by Apple Computer. SuitCase™ II is copyrighted by Fifth Generation Systems, Inc. As a private individual, you may give copies of this program to others as long as this document accompanies it and you do not charge for it. Likewise, you may upload WatchWork to a BBS or on-line service as long as the documentation is included and there are no charges for the software. Commercial Publishers or Public Domain and ShareWare clearing houses may not distribute WatchWork without written permission. I cannot take responsibility for damages that may occur from use of WatchWork. Though I believe the software will perform as described, I cannot guarantee perfection. Don't hold me responsible for missed appointments or other problems that occur from use of WatchWork. Unsatisfied users may send their disk back for a full refund—no questions asked. If the program doesn't work as expected, I will fix things to your satisfaction or give you a refund.

If you find this program helpful and continue to use it beyond a 30-day evaluation period, you are honor-bound to send \$25.00 US to:

Lawrence R. King
8940 SW Jamieson Rd
Portland, OR, USA 97225-1360

By paying your license fee you insure several things:

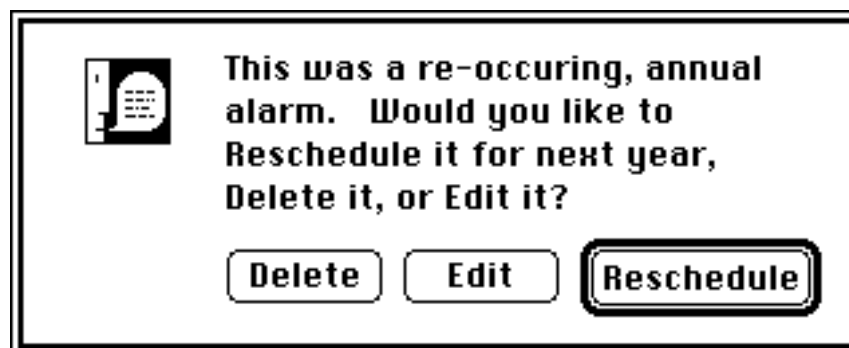
1. That you are not breaking the law
2. I'll keep writing other Macintosh, shareware software
3. You'll get one free upgrade to WatchWork (some new features are already being planned) and notification of subsequent upgrades.
4. You'll get 'WatchWork-Small'—a complete version that runs in 128k!

About the Alarms

The first time you use the 'alarms' feature, WatchWork will create a file called 'WatchWork Data.' This file is stored in the same folder as WatchWork. The file contains your alarms, so don't Trash it. If you Delete the last alarm, this file is automatically removed. Note: Alarms are not available unless you are running Macintosh System 6.0 or later.

Alarms marked 'urgent' will interrupt your current work and present you with an alert containing the text of the 'scheduled event.' If they are not urgent, when an alarm is due, WatchWork will flash a watch over the apple in the menu bar, telling you to check the alarm list.

A 're-schedule option' is triggered by reoccurring alarms (ones you marked as Annual, Monthly, Weekly, Daily or Hourly) after notification. If you delete or edit such an alarm (after it notifies you) the following alert is shown:



The Delete and Edit buttons perform the expected functions. If you select 'Re-schedule,' the alarm will be automatically re-scheduled for the next appropriate occurrence. Other characteristics of the alarm (urgency, event information, etc.) are preserved.

If the 'Same Day Alarm' indicator is checked, you will only be alerted if WatchWork is actually running within 24 hours of the alarm date and time. This is useful for alarms that only apply when you're at your Macintosh. You might want a Weekly alarm (for instance) that reminds you to fill-out your time sheet. If you're not in the office on that certain day, this alarm will not come up the next time you use your Macintosh. In fact, for alarms other than the one-time alarm, WatchWork will automatically re-schedule the alarm for you (you don't even get the above alert). This combination of re-occurring alarm and same-day indicator is especially useful for marking holidays and monthly or weekly social functions. You want to know when you're at your Macintosh—but you don't want to be bothered later (until the next time the event comes up).

Kids, don't try this at home

For those of you that use ResEdit or other resource editor and feel comfortable messing with a **COPY** of WatchWork, the following items may be of interest:

1. STR# resource Id 400, String #1 is the separator between the time and date on the clock. Any string can be substituted.
2. STR# resource Id 400, String #2 is the suffix applied to the current memory available.
3. STR# resource Id 400, Strings #7, 8, 9 and 10 carry the maximum values for days, hours, minutes and seconds of the timer (expressed in seconds).
4. STR# resource Id 400, Strings # 27 and #28 carry the font and point size of the alarm event list. These are used for both display and printing. If you change this to a font with proportional-width numerals, your columns will not line-up.
5. Feel free to add, change and delete 'snd ' resources! The program will look for them in either the 'WatchWork' file or the 'System' file. The Sound Menu is adjusted accordingly for you. If you add more sounds to WatchWork, you will need to adjust the memory requirements in the 'Get Info...' dialog. More sounds need more memory. Likewise, if you're short of memory you can make WatchWork's memory needs smaller by removing sounds and lowering the memory requirement in 'Get Info...' If you feel uncomfortable doing this yourself, use the 'WatchWork-Small' application (comes with your registration) instead of WatchWork. For other 'sound' configurations or special chime set-ups, drop me a line and I'll see what I can do. Note: if you remove or change the name of the 'Westminster' sound, the 'Tower of London' chime menu option will be dimmed. It needs the 'Westminster' sound to do its thing.
6. Changing the text of the pop-up menus, won't change the values selected so be careful with these. . .

WatchWork Registration Form

Name: _____

Address: _____

City/State/Zip: _____

Please send me _____ copies of WatchWork @ \$25.00 each.

Write for information concerning volume discount rates, or for customized changes to this software. If you wish to make comments and suggestions, you can also send me mail on GEnie (ID: L.KING6) or Compuserve (User: 70314,535). I generally check these on-line services about once a week. Registration of this software will entitle you to a free upgrade when WatchWork is enhanced to Version 2.0.0. The upgrade will automatically be mailed to you.

Checks (please do not send cash) should be made out to Lawrence R. King.
Return this form to:

Lawrence R. King
8940 SW Jamieson Rd.
Portland, OR 97225-1360