



## Killer Bees Help Contents

The Contents lists Help topics available for *Killer Bees*. Use the scroll bar to see entries not currently visible in the Help window.

To learn how to use Help, press F1.

[About Killer Bees](#)

[Playing the Game](#)

[Scoring](#)

[Game Menu](#)

[Options Menu](#)



## About Killer Bees

Copyright 1995  
Cosmi Corporation

Programming by Ron Paludan



## Playing the Game

### Object

The object of *Killer Bees* is to eliminate as many bees as possible without being stung.

### Starting a new game

On the Game menu, click New Game or click on the **New Game** button to begin playing.

### End of game

When all of your cans of insecticide are gone, the game is over.

### Using Insecticide







Use your mouse by placing the mouse cursor on the game display and moving it left or right to move the can of insecticide. Pressing the left mouse button to spray. You can also use the keyboard cursor keys: right arrow to move right, left arrow to move left, up arrow or space bar to spray.

### Getting Stung

Bees will launch stingers at you. If a bee or a stinger come into contact with your can of insecticide, the can will be punctured and you will have to get a new can. When there are no more cans of insecticide, the game is over.



## Scoring

Worker		10 points
Drone		20 points
Queen		40 points
Bumble		80 points
Bumble Queen		160 points
Hornet		320 points



## **Game Menu**

### **New Game**

Begin new game.

### **Pause Game**

Freezes game. Select again to resume playing.

### **High Scores**

View the top six previous scores.

### **Exit**

Exit Killer Bees.



## Options Menu

### Music

Toggle music on/off.

### Sound

Toggle sound effects on/off.

