
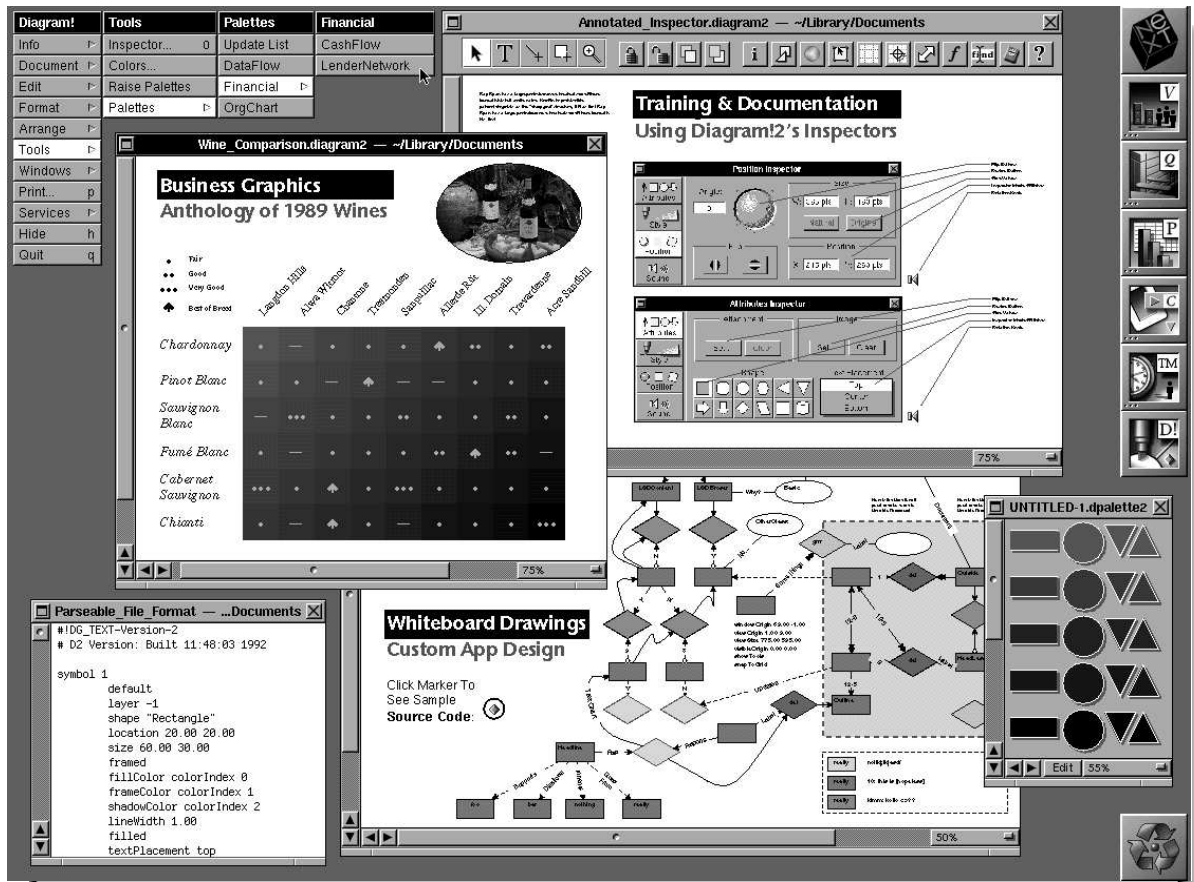


DIAGRAM!



Lighthouse Design's Diagram!™ 2.1 is NEXTSTEP's® best-selling drawing application for business and technical professionals. Diagram! is ideal for most general-purpose drawings—from organizational charts and business process (BPR) diagrams to object-oriented/CASE


Diagram! is the first "smart" general-purpose drawing program designed especially for information graphics—and the business and technical professionals who need to create them in time-critical environments.

graphics and technical documentation. Diagram!'s breakthrough features allow users to think and draw at the same time. A simple "drag and drop" approach to drawing eliminates the tedium normally associated with freehand illustration tools. And Diagram!'s customizable drawing palettes allow enterprises and workgroups to create consistent standards and drawing templates.

"Rubberbanding" lines and "sticky" labels redraw themselves when the symbols they connect are moved, automating the preparation of most structured *information graphics*—from floor plans to flow charts. And given that most drawings are used to communicate concepts, Diagram! can open the spreadsheets and reports that describe them, and replay voice annotation.

For technical users, a plain ASCII file format allows your custom applications to read Diagram! drawings, as well as create them—making Diagram! the ideal graphical developer's tool.

Diagram! 2.1 is the first general-purpose drawing program designed specifically for information graphics, and the business and technical professionals who use them.



Lighthouse
DESIGN LTD

DIAGRAM!

FEATURES AND BENEFITS

GRAPHICS	<ul style="list-style-type: none">• Drag and drop drawing palettes allow users to simply point at symbols and drag them onto the drawing canvas—ideal for new NEXTSTEP users• Support for all standard geometric shapes, as well as many technical symbols• Double-click symbols to add text that auto-wraps when symbols are resized• Full rotation of all text, graphics and groups• Easy-to-understand button ribbon provides quick access to program panels and features• Drag and drop color onto symbols and selections• Infinite Undo and Redo of all operations• Image cropping to drawing symbols (circle, square, diamond, etc.)
DRAWING PALETTES	<ul style="list-style-type: none">• Drawing palettes and the menus that raise them are customizable—enterprise standards can be presented to users on launch of the application• End-users can maintain separate palettes for personal symbol collections
“SMART” LINES AND LABELS	<ul style="list-style-type: none">• Lines drawn between objects redraw themselves when the objects are moved—this automatic “rubberbanding” automates the creation and revision of most technical and business graphics, including:<ul style="list-style-type: none">• Business Process (BPR) diagrams• Object-oriented CASE graphics• Logic trees, flow charts• General-purpose business and technical drawings• Organizational charts• Network diagrams• Text charts and diagrams• “Sticky” labels can be repositioned along lines, as well as rotated and offset• Multiple line heads and tails (arrows, double-arrows, dots, crosses, crow’s feet, etc.) for CASE graphics and database design (ER, DFD, ORD, etc.)• Multiple line types (straight, bezier), as well as dash styles, colors, shadows
LAYOUT	<ul style="list-style-type: none">• Support for unlimited multi-page documents• Full control over object layering (Bring to Front/Send to Back)• Direct manipulation of position and size for all objects• Rulers, resizable grids, and “snapping” allow precise document layout• Object-based Lock/Unlock enables portions of a drawing or diagram to remain “locked” so that changes made elsewhere do not effect it• Magnifier tool allows flexible zooming• Selection/Deselection by shape automates revisions to technical graphics• Full control over object alignment and distribution
TEXT HANDLING & FORMATTING	<ul style="list-style-type: none">• Full Rich Text Format (rtf) and drag and drop color text support• Control over text position (horizontal/vertical position, and justification)• EMACS-style quick keys enable rapid navigation between and within symbols• Spell checking• Find/Replace text editing
LINKING & ATTACHMENTS	<ul style="list-style-type: none">• Drag & drop to link any file (EPS/TIFF, application files, spreadsheets, drawings)• Support for NEXTSTEP Object Links• Support for sound allows your graphics to do the talking
TECHNICAL APPLICATIONS	<ul style="list-style-type: none">• Fully-documented ASCII file format can be used or generated by custom applications, including:<ul style="list-style-type: none">• Object-oriented CASE graphics that generate code• Custom scripts that draw logic trees, network diagrams/loads• User configurable hierarchical custom palette menus
PRO VERSION	<ul style="list-style-type: none">• PRO version adds hundreds of business and general-purpose clip art images
PRODUCT AVAILABILITY	<ul style="list-style-type: none">• Available now for NEXTSTEP 3.1 or later• Available in Q3 ‘94 for Hewlett-Packard’s PA-RISC workstations• Available in Q4 ‘94 for Sun Microsystems’ OpenStep™ Architecture• Includes complete user manual, on-line help and documentation• Technical support and training contracts are available• Site license and runtime licensing available
FOR MORE INFORMATION	<ul style="list-style-type: none">• Call 1-800-366-2279 or +1-415-570-7736• Send electronic mail to diagram@lighthouse.com• Over the internet, http://www.lighthouse.com/
