

## Billionaire

Billionaire is a business simulator, pretty much alike the old game "Monopoly". The game evolves around The Billionaire City, which is waiting for you to build your business in, gain market shares and make your opponents go bankrupt!

Billionaire isn't about having luck; it's about detailed planning and strategy thinking in the world of business, whether the deal is large or small!

Buy a lot and set up your own chain of companies and let your opponents pay enormous rents! You may want to loan money, or bet them at the car racing circuit. You can fast build up vast fortunes – but also loose them in the next second.

## Billionaire on the Internet!

Billionaire has its own web-site, where the latest Shareware-version is available for download at no cost! If you have registered your copy of Billionaire you can then match your fortune with other Billionaires. Visit us at: <http://gameon.swede.com>

## System requirements

- Windows 95/98/NT
- 486DX processor or faster are recommended
- 8 MB RAM (16 MB is recommended)
- 256 color VGA display (800x600 with 16-bit color display recommended) \*
- Windows compatible sound device

\* If the play-field is tilted and the tokens go outside the squares etc, you can change the size of the fonts to the one used by Billionaire to fix this problem. We recommend you to use 'Small fonts' (96 dpi). This is accomplished by:

- Right-click on the desktop and then click 'Properties'
- Choose 'Settings' and change the size of the fonts to 'Small'.

## Definition of Shareware

Shareware is a program/game, which you may freely distribute and test in a specified period of time. Then you MUST register in order to keep on using the program / playing the game. When you register you will receive a complete version, where all limitations from the Shareware-versions are removed.

Billionaire is a Shareware, and therefore, please register your copy if you enjoy playing Billionaire. The registration is very easy, and the game only costs \$20! For more ordering information see *Ordering Info* below.

## Starting a new game

When you start a new game, you have the option of choosing to play against a virtual (the computer) or a human opponent. If you choose to play against the computer, the starting-capital mustn't exceed 50 000 000 dollars. By increasing the computer's capital, you automatically increase the game's level of difficulty. You can also choose between these game-types:

- Keep on playing until one of the players have reached the Billionaire-status, i e, have a fortune that exceeds one billion dollars.
- Keeps on playing until one of the players reach a specified amount.
- Play for instance in one hour, and then decide who wins.
- Keep on playing until one of you is bankrupt. (Recommended for those of you that have a lot of time to spend.)

## Throwing the dice



When it's your turn to play, and you have closed today's deals, you click the "Throw"-button. The two dices are thrown and your piece will be moved the sum of the two dices clockwise. Then there will appear a window that presents to you where you are now, and what will happen next, or the options are presented to you. After you it's the opponent's turn, and so forth.

During the progress of the game you can follow up and comparing your and your opponents fortune in a graph which you reach by click on the player-info on the playing field.

## Lots and rents

There are 28 lots on the playing field with increasing prices as time goes. The prices are at the start set from 400 000 to 1 500 000 dollars. The prices of the lots are constantly changing during the progress of the game. When you start, Billionaire City owns all the lots, and they are for sale. The lots are partitioned in eight chains of stores, and in two types. Lots with or without buildings standing on them, and companies are equal in Billionaire.

One of the types is called "standard lots" and is a part of the four chains of stores with three lots each. Obviously, there are 12 "standard lots". These lots are cheaper to buy and construct on. A maximum of 12 buildings can be built on these lots.

The second type of lots are called "industrial lots", and are a part of the four chains of stores with four lots each. That totals 16 industrial lots. These lots are more expensive to buy and construct on. A maximum of 16 buildings can be built on these lots.

Every second chain of stores on the playing field are of the standard, - or industrial-type. As the prices on the lot's increases, the more expensive it is to construct on them. But on the other hand, the rent increases dramatically with a lot of buildings on a lot.

When you stop at a lot that is for sale, you have to option to buy it (if you have the funds). Otherwise you automatically sign up for loan. (Maximum 1 000 000 dollars when you buy a lot.)

When your opponent stops on your lot that has no buildings, you will not accumulate any rent. But if you buildings on it, your opponent has to pay rent to you, relative to the value of the lot. The rents are constantly changing, sometimes down, but more often up. If he or she would have insufficient cash, the amount is loaned from the bank.

You can sell your lots whenever you feel it's profitable or necessary. You will then sell it to its current value.

You may also take over companies (with buildings or without) from your opponent. At the agreement, you have to pay a lot of extra fees and taxes, so it's not always profitable as long as there are unoccupied lots left!





By clicking on a lot on the playing field, a fact-window concerning the company appears. You can for example get information on the lot's value, numbers of buildings and the value of these, current stockholders and the renting-list.

## Buildings

When it's your turn and before you throw the dices you can construct on your lots. First you choose what lot to build on by clicking the name of the lot. The number next to it tells you its number, which are next to all the lots on the playing field. Then you choose the number of buildings you want to construct on the current lot. You cannot have more than 12 or 16 buildings depending on the lot's type. (See: "Lots and rents") You cannot build more than your cash-supply allows. You can directly in the renting-list see the number of buildings and the new rent after you have constructed the buildings. The buildings' costs constantly change.

You can sell your buildings whenever you feel like. You do the same routine as when you construct; first you mark a lot and then you choose the number of buildings you want to sell.

Table of buildings

<u>Color</u>	<u>Amount</u>	<u>Type</u>
 Yellow buildings	1 - 4	Apartments
 Green buildings	5 - 8	Hotels
 Blue buildings	9 - 12	Skyscrapers
Industrial-lots only:		
 Red buildings:	13 - 16	Industries

## The stockmarket

A good alternative to making money on rents, is investing in stocks. You can whenever you want to buy and sell stocks. There is no limitation to how many stocks you can buy. The first stock belongs to the first lot, and as I described earlier, the company's name is equal to its lot. The same goes for all the other stocks, but with one restriction: the stocks in the bottom are more expensive than the stock's in the top.

There is a stockexchange-simulator in Billionaire, which means the exchange's reactions don't come accidentally. A stock's value increases when: buying the lot, constructing buildings, but mostly when your opponent gets to pay rent. The rate also increases when the company has a new and stronger owner than the last. The rate decreases when the lot is sold, buildings are sold and when the company has a new but weaker owner than the last. The average movement the rates can be seen on the TV-screen on the playing field. The rates are updated after each turn. You can also follow the individual stock history in graphs, which can be set for viewing the past 30 or 100 throws.

When you buy or sell stocks, you first mark the stock, and then choose to buy or sell. Finally, you select the number of stocks you want to buy or sell. The bank takes a 2 % fee on each transaction and selling the stocks means that the new owner is the bank.

A stock split normally occurs when the rate for a stock has exceeded 500 - 1 000 dollars, and all the stockowners are informed with information concerning the size of the split and the new rate. This also occurs when the opposite of a split occurs.

Dividend occurs when the company shows good results and then all the stockholders receive a specified amount per stock.

## Loans

You can loan whenever you are short of money or want to invest in something you think can be profitable. You are allowed to loan maximum 80% of your total fortune minus your former debts. But don't loan too much; the interest-rate is 14% and the amount is added to your debt every time you pass "Start". If you for instance loan 20 000 000 dollars, the rent will be 2 800 000!

## Passing "Start"

Every time you stop or passes "Start" (the first square), the following happens:

- You receive your salary, and if you are the mayor of Billionaire City, you get an extra 20%!
- 5% interest rate on your cash is added.
- You pay the interest of your loans. (14%)

## **Prison**

When make a halt on "Prison", you have the following options: trying to bribe the judge, or confess your crime. If you try to bribe the judge, the chance is 1 to 10 that you become accused of trying to bribe the judge and you must pass five to 10 throws. If you succeed, there will be no prison for you this time, but that has the price of 100 000 to 300 000 dollars. If you confess you get to pay 100 000 dollars and pass three to six throws. The fines increase during the progress of the game.

## **What is the goal of the game?**

Depending on the type of game you chose, the goal is not always to the same. But you can try to become the owner of the Billionaire City by using all your cunning and decent planning and make your opponent bankrupt!

## **Ordering info**

### ***Cash Orders***

You will receive the serial number by sending your order of Billionaire 2.6 and \$19.95 in a well sealed envelope to:

**Game ON Sweden**  
**Långdansgatan 176**  
**SE-603 66 Norrköping**  
**SWEDEN**

### ***Online Orders***

The registration is handled by an independent company called ShareIt. They are specialists in program registration and have many payment options, including credit card, check, fax or telephone order.

Go to <http://gameon.swede.com> and follow the links to ShareIt Online services. Enter the required information and after you have paid you will receive an e-mail with a serial number. This e-mail will usually be sent to you within 48 hours.

### ***Ordering by fax or phone***

If you don't have access to the Internet, you can register via phone or fax. Please print out the registration form, which you can find in the order.txt file, and fax it to:

**ShareIt!**  
**Habsburgerring 3**  
**D-50674 Koeln**  
**GERMANY**

US check orders can be sent to thier US office at:

**ShareIt Inc.**

**PO Box 844  
Greensburg, PA 15601-0844  
USA**

US customers may also order by calling Sharlt's toll-free order number **1-800-903-4152**, available on weekdays from 9am to 5pm (orders only please!). Remember that Billionaires program number is **101824**.

## **The Author of Billionaire**

My name is Mikael Mäkilä and I have initiated the Billionaire-game. I started developing this game back in 1992, when I and some friends of mine wanted a game similar to the classic game Monopoly, but with more options and "depth". The first version wasn't really a computer-game, but an ordinary board game, pretty different from today's version. Since then it has been improved in many ways and a couple of hundred hours have been spent in front of the computer. I have been programming in nearly 10 years in Basic, and therefore Billionaire is developed in Visual Basic 4.0

I'd really like to hear your opinion concerning the game, and if you have encountered with any bugs, please contact me. I can be reached at the following e-mail:

[support@gameon.swede.com](mailto:support@gameon.swede.com)