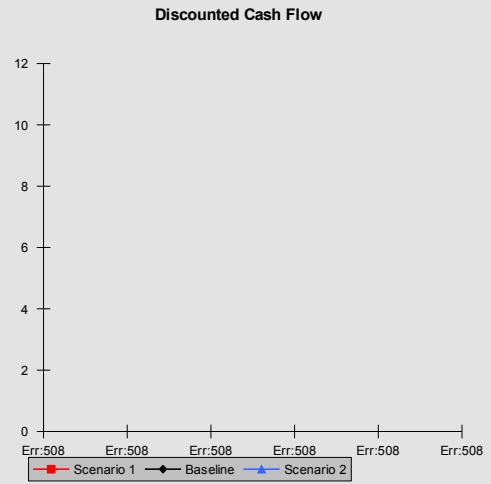
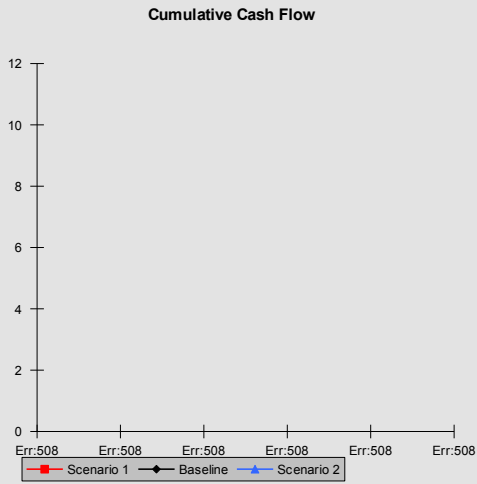
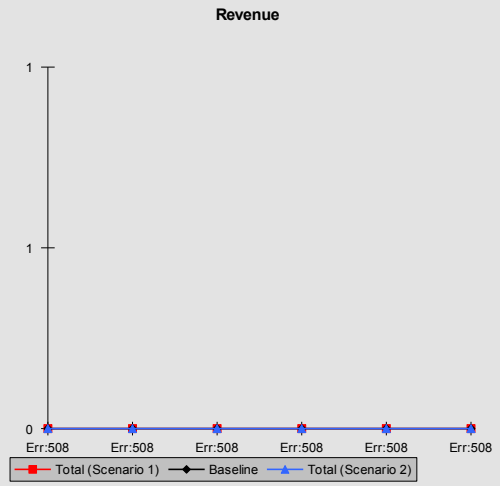
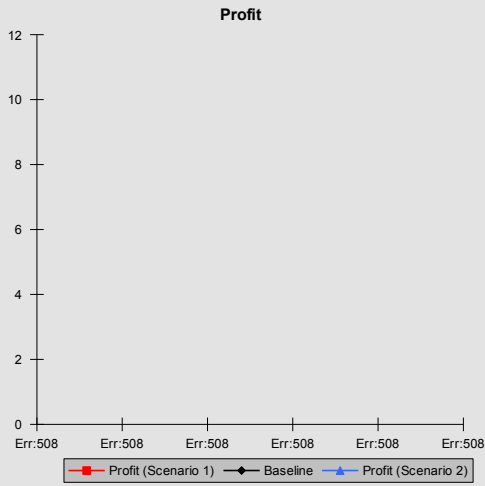


Plan Details		EXPIRED TRIAL COPY	
£'s	Home	Currency Multiplier	<input type="text" value="1"/>
Company Name	<input type="text"/>	Currency Symbol	<input type="text" value="£"/>
Product Name	<input type="text"/>	Year End Date	<input type="text" value="30 Dec 1899"/>
Plan Author	<input type="text"/>	Plan Start Date	<input type="text" value="30 Dec 1899"/>
Approved	<input type="text"/>	Review 1	<input type="text"/>
Authorised	<input type="text"/>	Review 2	<input type="text"/>
		Review 3	<input type="text"/>

Summary		EXPIRED TRIAL COPY							
£'s	Home	Revenue	Err:508	Err:508	Err:508	Err:508	Err:508	Err:508	Total
		Sales (Direct)	0	0	0	0	0	0	0
		Sales (OEM / Dealer)	0	0	0	0	0	0	0
		Total	0	0	0	0	0	0	0
		Development Recovery	0	0	0	0	0	0	0
		(% Revenue)							
		Total Revenue Less Development Recovery	0	0	0	0	0	0	0
		Variable Costs							
		Variable Costs (Direct)	0	0	0	0	0	0	0
		Variable Costs (OEM / Dealer)	0	0	0	0	0	0	0
		Total	0	0	0	0	0	0	0
		Manufacturing Costs	Err:508	Err:508	Err:508	Err:508	Err:508	Err:508	Err:508
		Gross Profit	Err:508	Err:508	Err:508	Err:508	Err:508	Err:508	Err:508
		Fixed Costs (Direct)							
		Marketing Communications	0	0	0	0	0	0	0
		Sales	0	0	0	0	0	0	0
		After Sales	0	0	0	0	0	0	0
		Indirect Costs	0	0	0	0	0	0	0
		Total	0	0	0	0	0	0	0
		Fixed Costs (OEM / Dealer)							
		Marketing Communications	0	0	0	0	0	0	0
		Sales	0	0	0	0	0	0	0
		After Sales	0	0	0	0	0	0	0
		Indirect Costs	0	0	0	0	0	0	0
		Total	0	0	0	0	0	0	0
		Development	0	0	0	0	0	0	0
		Total Fixed Costs	0	0	0	0	0	0	0
		Profit	Err:508	Err:508	Err:508	Err:508	Err:508	Err:508	Err:508
		Working Capital Requirement	0	0	0	0	0	0	0
		Cash Flow Surplus	Err:508	Err:508	Err:508	Err:508	Err:508	Err:508	Err:508
		Cash Flow Surplus (Cumulative)	Err:508	Err:508	Err:508	Err:508	Err:508	Err:508	Err:508
		NPV Ratio	1.000	1.000	1.000	1.000	1.000	1.000	
		Discounted Cash Flow Surplus	Err:508	Err:508	Err:508	Err:508	Err:508	Err:508	Err:508
		Cumulative Discounted Cash Flow Surplus	Err:508	Err:508	Err:508	Err:508	Err:508	Err:508	Err:508
		Capital Expenditure	0	0	0	0	0	0	0

Graphs
£'s

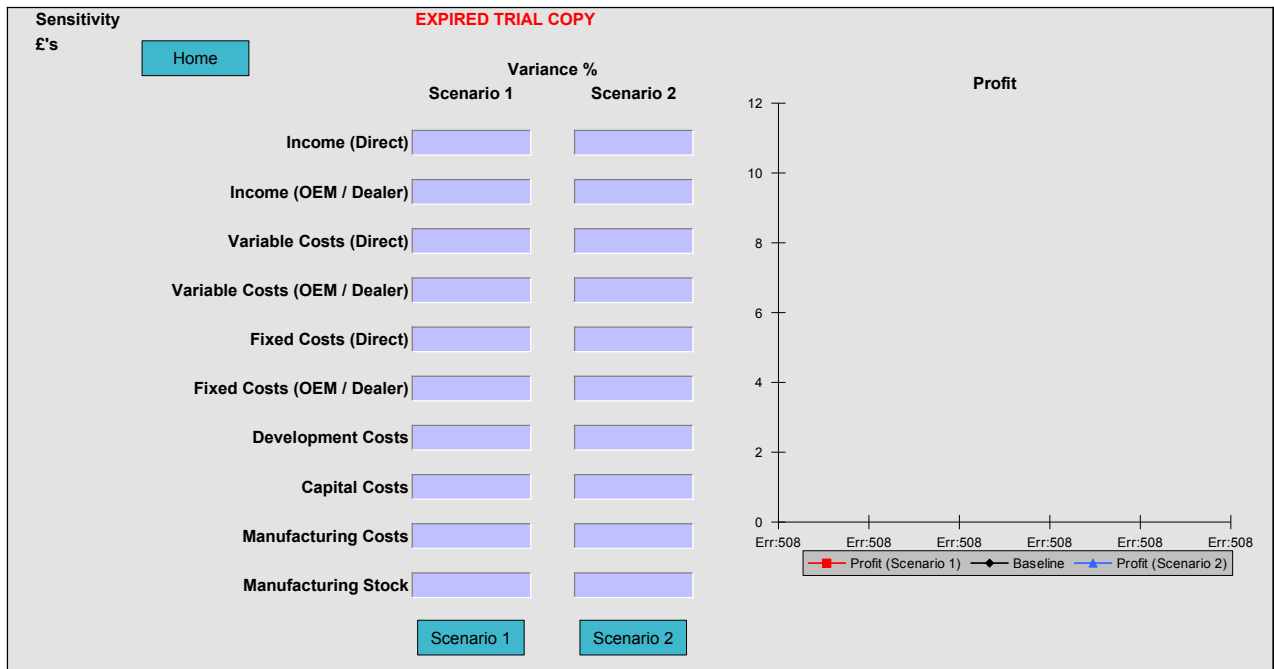
Home



Cost Breakdown

Financial Highlights

	£'s
Total Revenue	0
Variable Costs	Err:508
Gross Profit	Err:508
Fixed Costs	0
Profit	Err:508



EXPIRED TRIAL COPY

Ratios
£'s

Home

	Mission	This Project	Scenario 1	Scenario 2
Profit (% Sales)	<input type="text"/>	<input type="text"/>	<input type="text"/>	<input type="text"/>
Manufacturing cost (% Sales)	<input type="text"/>	<input type="text"/>	<input type="text"/>	<input type="text"/>
Total Fixed & Variable costs (% Sales)	<input type="text"/>	<input type="text"/>	<input type="text"/>	<input type="text"/>
Development recovery (% Sales)	<input type="text"/>	<input type="text"/>	<input type="text"/>	<input type="text"/>
Development cost	<input type="text"/>	0	0	0
Development cost (% Sales)	<input type="text"/>	<input type="text"/>	<input type="text"/>	<input type="text"/>
Capital cost	<input type="text"/>	0	0	0
Direct Sales (% Sales)	<input type="text"/>	<input type="text"/>	<input type="text"/>	<input type="text"/>
Indirect Sales (% Sales)	<input type="text"/>	<input type="text"/>	<input type="text"/>	<input type="text"/>
Marketing Communication (% Sales)	<input type="text"/>	<input type="text"/>	<input type="text"/>	<input type="text"/>
After Sales (% Sales)	<input type="text"/>	<input type="text"/>	<input type="text"/>	<input type="text"/>
Discounted Cash Flow Surplus after 0 years	<input type="text"/>	Err:508	Err:508	Err:508
	<input type="text"/>	<input type="text"/>	<input type="text"/>	<input type="text"/>
	<input type="text"/>	<input type="text"/>	<input type="text"/>	<input type="text"/>
	<input type="text"/>	<input type="text"/>	<input type="text"/>	<input type="text"/>
	<input type="text"/>	<input type="text"/>	<input type="text"/>	<input type="text"/>

Scenario 1		EXPIRED TRIAL COPY						
£'s								
		Home		Sensitivity				
Revenue		Err:508	Err:508	Err:508	Err:508	Err:508	Err:508	Total
Sales (Direct)		0	0	0	0	0	0	0
Sales (OEM / Dealer)		0	0	0	0	0	0	0
Total (Scenario 1)		0	0	0	0	0	0	0
Development Recovery		0	0	0	0	0	0	0
Total Revenue Less Development Recovery		0	0	0	0	0	0	0
Variable Costs								
Variable Costs (Direct)		0	0	0	0	0	0	0
Variable Costs (OEM / Dealer)		0	0	0	0	0	0	0
Total		0	0	0	0	0	0	0
Manufacturing Costs		Err:508	Err:508	Err:508	Err:508	Err:508	Err:508	Err:508
Gross Profit		Err:508	Err:508	Err:508	Err:508	Err:508	Err:508	Err:508
Fixed Costs (Direct)								
Marketing Communications		0	0	0	0	0	0	0
Sales		0	0	0	0	0	0	0
After Sales		0	0	0	0	0	0	0
Indirect Costs		0	0	0	0	0	0	0
Total		0	0	0	0	0	0	0
Fixed Costs (OEM / Dealer)								
Marketing Communications		0	0	0	0	0	0	0
Sales		0	0	0	0	0	0	0
After Sales		0	0	0	0	0	0	0
Indirect Costs		0	0	0	0	0	0	0
Total		0	0	0	0	0	0	0
Development Costs		0	0	0	0	0	0	0
Total Fixed Costs		0	0	0	0	0	0	0
Profit (Scenario 1)		Err:508	Err:508	Err:508	Err:508	Err:508	Err:508	Err:508
Baseline		Err:508	Err:508	Err:508	Err:508	Err:508	Err:508	Err:508
Profit Sensitivity		Err:508	Err:508	Err:508	Err:508	Err:508	Err:508	Err:508
Stock Value		0	0	0	0	0	0	0
Debtors / (Creditors)		0	0	0	0	0	0	0
Working Capital Requirement		0	0	0	0	0	0	0
Cash Flow Surplus		Err:508	Err:508	Err:508	Err:508	Err:508	Err:508	Err:508
Cash Flow Surplus (Cumulative)		Err:508	Err:508	Err:508	Err:508	Err:508	Err:508	Err:508
NPV Ratio		1.000	1.000	1.000	1.000	1.000	1.000	1.000
Discounted Cash Flow Surplus		Err:508	Err:508	Err:508	Err:508	Err:508	Err:508	Err:508
Cumulative Discounted Cash Flow Surplus		Err:508	Err:508	Err:508	Err:508	Err:508	Err:508	Err:508
Capital Expenditure		0	0	0	0	0	0	0

Scenario 2		EXPIRED TRIAL COPY						
£'s								
		Home		Sensitivity				
Revenue		Err:508	Err:508	Err:508	Err:508	Err:508	Err:508	Total
Sales (Direct)		0	0	0	0	0	0	0
Sales (OEM / Dealer)		0	0	0	0	0	0	0
Total (Scenario 2)		0	0	0	0	0	0	0
Development Recovery		0	0	0	0	0	0	0
Total Revenue Less Development Recovery		0	0	0	0	0	0	0
Variable Costs								
Variable Costs (Direct)		0	0	0	0	0	0	0
Variable Costs (OEM / Dealer)		0	0	0	0	0	0	0
Total		0	0	0	0	0	0	0
Manufacturing Costs		Err:508	Err:508	Err:508	Err:508	Err:508	Err:508	Err:508
Gross Profit		Err:508	Err:508	Err:508	Err:508	Err:508	Err:508	Err:508
Fixed Costs (Direct)								
Marketing Communications		0	0	0	0	0	0	0
Sales		0	0	0	0	0	0	0
After Sales		0	0	0	0	0	0	0
Indirect Costs		0	0	0	0	0	0	0
Total		0	0	0	0	0	0	0
Fixed Costs (OEM / Dealer)								
Marketing Communications		0	0	0	0	0	0	0
Sales		0	0	0	0	0	0	0
After Sales		0	0	0	0	0	0	0
Indirect Costs		0	0	0	0	0	0	0
Total		0	0	0	0	0	0	0
Development Costs		0	0	0	0	0	0	0
Total Fixed Costs		0	0	0	0	0	0	0
Profit (Scenario 2)		Err:508	Err:508	Err:508	Err:508	Err:508	Err:508	Err:508
Baseline		Err:508	Err:508	Err:508	Err:508	Err:508	Err:508	Err:508
Profit Sensitivity		Err:508	Err:508	Err:508	Err:508	Err:508	Err:508	Err:508
Stock Value		0	0	0	0	0	0	0
Debtors / (Creditors)		0	0	0	0	0	0	0
Working Capital Requirement		0	0	0	0	0	0	0
Cash Flow Surplus		Err:508	Err:508	Err:508	Err:508	Err:508	Err:508	Err:508
Cash Flow Surplus (Cumulative)		Err:508	Err:508	Err:508	Err:508	Err:508	Err:508	Err:508
NPV Ratio		1.000	1.000	1.000	1.000	1.000	1.000	1.000
Discounted Cash Flow Surplus		Err:508	Err:508	Err:508	Err:508	Err:508	Err:508	Err:508
Cumulative Discounted Cash Flow Surplus		Err:508	Err:508	Err:508	Err:508	Err:508	Err:508	Err:508
Capital Expenditure		0	0	0	0	0	0	0

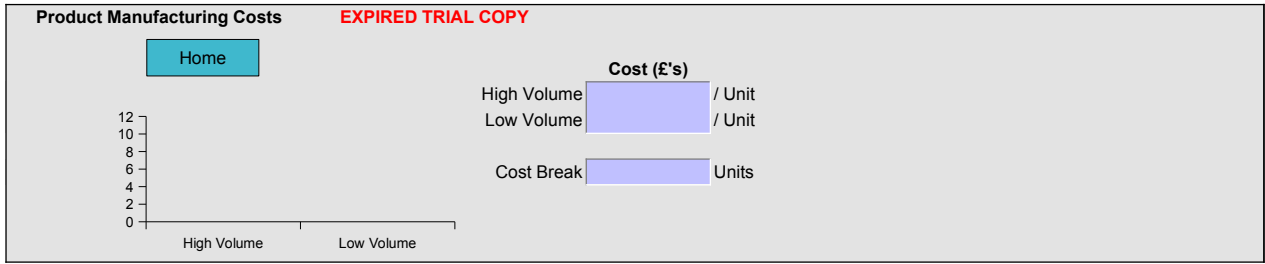
Assets & Liabilities		EXPIRED TRIAL COPY						
£'s	Home	Stock Value	Err:508	Err:508	Err:508	Err:508	Err:508	Err:508
Rotational Stock (% of mfg cost)	<input type="text"/>	0	0	0	0	0	0	0
Manufacturing Stock	<input type="text"/>	0	0	0	0	0	0	0
Total		0	0	0	0	0	0	0
Debtors (Days)	<input type="text"/>	0	0	0	0	0	0	0
Creditors (Days)	<input type="text"/>	0	0	0	0	0	0	0
Working Capital Requirement		0	0	0	0	0	0	0
Liquidity Ratio								
Current Ratio								
Development Costs	<input type="text"/>	0	0	0	0	0	0	0
Total Working Capital Requirement		0	0	0	0	0	0	0
Total Fixed Headcount	<input type="text"/>	0	0	0	0	0	0	0
Total Fixed Salaries	<input type="text"/>	0	0	0	0	0	0	0

EXPIRED TRIAL COPY

Fixed Costs (Direct Sales)
£'s [Home](#)

	Err:508	Err:508	Err:508	Err:508	Err:508	Err:508	Total
Marketing Communications							
Fixed Salaries							0
Brochures / Technical Leaflets							0
Graphic Designer							0
Gifts and Incentives							0
Media Advertising							0
Set up Costs							0
Other							0
Total	0	0	0	0	0	0	0
Headcount							
Sales							
Fixed Salaries							0
Other Fixed Sales Costs							0
Start up Costs							0
Other							0
Total	0	0	0	0	0	0	0
Headcount							
Aftersales							
Fixed Salaries							0
Installation							0
Training							0
Other							0
Total	0	0	0	0	0	0	0
Headcount							
Indirect Costs							
Fixed Salaries							0
Floor Space							0
Utilities							0
Other							0
Total	0	0	0	0	0	0	0
Headcount							
Total Headcount (Direct Sales)	0	0	0	0	0	0	0
Total Fixed Salaries (Direct Sales)	0	0	0	0	0	0	0
Total Fixed Costs (Direct Sales)	0	0	0	0	0	0	0

Fixed Costs (OEM / Dealer Sales)		EXPIRED TRIAL COPY						
£'s								
Home								
Marketing Communications		Err:508	Err:508	Err:508	Err:508	Err:508	Err:508	Total
Fixed Salaries								0
Brochures / Technical Leaflets								0
Graphic Designer								0
Gifts and Incentives								0
Media Advertising								0
Set up Costs								0
Other								0
Total		0	0	0	0	0	0	0
Headcount								
Sales								
Fixed Salaries								0
Other Fixed Sales Costs								0
Start up Costs								0
Other								0
Total		0	0	0	0	0	0	0
Headcount								
Aftersales								
Fixed Salaries								0
Installation								0
Training								0
Other								0
Total		0	0	0	0	0	0	0
Headcount								
Indirect Costs								
Fixed Salaries								0
Floor Space								0
Utilities								0
Other								0
Total		0	0	0	0	0	0	0
Headcount								
Total Headcount (OEM / Dealer Sales)		0	0	0	0	0	0	0
Total Fixed Salaries (OEM / Dealer Sales)		0	0	0	0	0	0	0
Total Fixed Costs (OEM / Dealer Sales)		0	0	0	0	0	0	0



Product Development Costs EXPIRED TRIAL COPY

£'s [Home](#)

Development Costs	Err:508	Err:508	Err:508	Err:508	Err:508	Err:508	Total
Feasibility Study							0
Development							0
Statutory Approvals							0
Materials							0
Consultants							0
Production Start Up							0
Development Costs (b/f)							0
Total	0	0	0	0	0	0	0
Capital Costs							
Plant and Machinery							0
Jigs and Fixtures							0
Test Equipment							0
							0
							0
							0
Total	0	0	0	0	0	0	0