

Mustek TWAIN Installation

All topics are listed below :

[Scanner Interface Card](#)

[Setting the I/O Address](#)

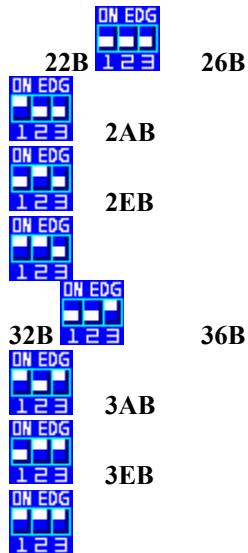
[About EMM386.EXE](#)

Setting the I/O Address

The scanner interface card has switches for changing the I/O address. Inspect the card closely and see what the current I/O address is. You can use the recommended I/O address **2AB** unless you have a device that uses the same I/O address.

Most conflicts occur when there are several devices/cards such as modems, fax cards, mouse cards, etc. installed in your computer. It is important that you know the settings used by each device so you could assign an unused settings for the scanner interface card. In some cases, it may be necessary for you to change the I/O address settings of device to accomodate the scanner interface card.

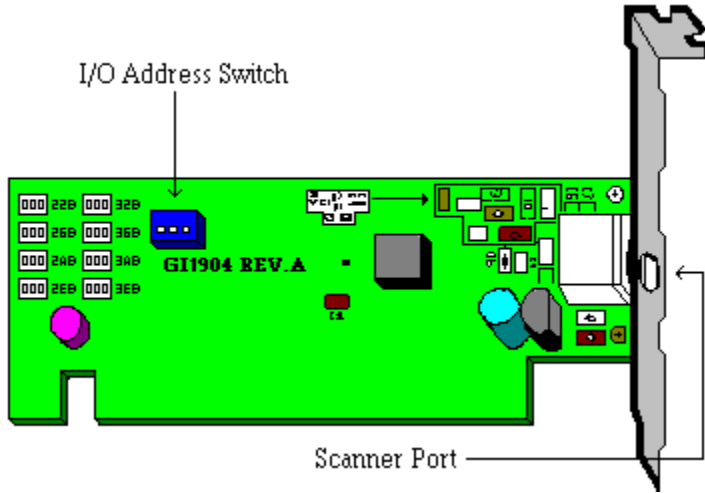
Figures below show the available I/O address on the scanner interface card. The small white squares represent the movable parts of the switch.



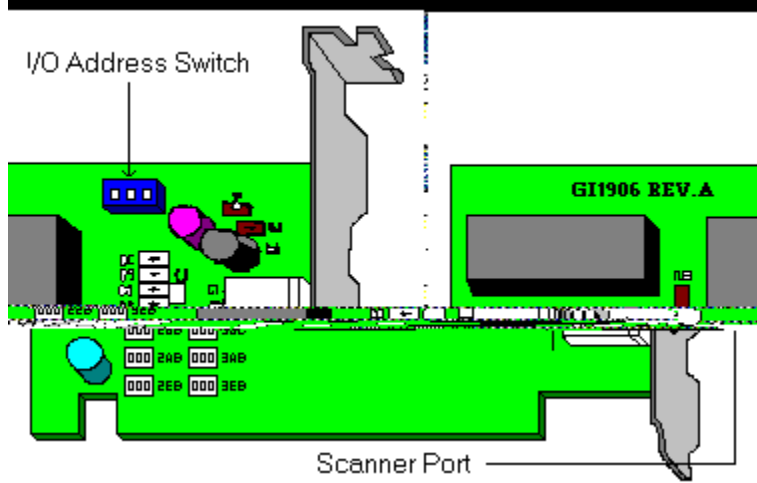
Scanner Interface Card

We now support three types of scanner interface card. They are :

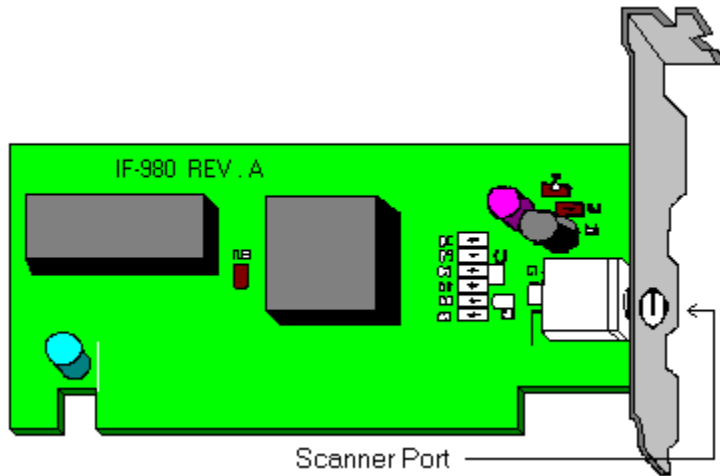
GI1904 Scanner Interface Card



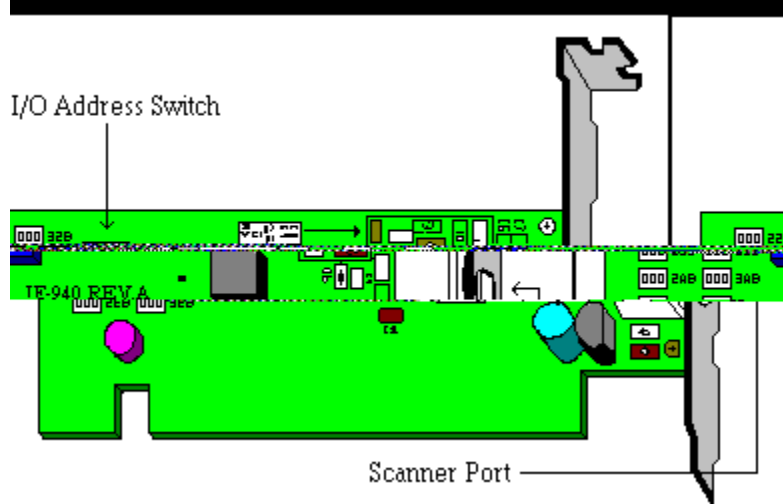
GI1906 Scanner Interface Card



IF-980 Scanner Interface Card



IF-940 Scanner Interface Card



PRINSCAN4 Scanner Interface Card



See Also [Setting the I/O Address](#)

About EMM386.EXE

1. Who need emm386.exe?

In the first time to install the PRINSCAN, the user is preferred to select the "NO" to not install the emm386.exe. If the scanned image is good then the user will not need to install the emm386.exe. If the PRINSCAN can not get good image in the scanning process and the system has more than two megabytes of extension memory, then you can run the install program again and select "YES" to install the emm386.exe to improve the scanning quality.

2. Install emm386.exe

The install program provide the user to install the emm386.exe(default is not to install), whcih is an expansion memory management driver supported by Windows.

NOTE: Please pay attention that emm386.exe should be used with himem.sys. Other XMS driver like qemm386.exe should not be used.

3. Side effects after installing the emm386.exe

3.1 Two megabytes of extension memory will be used as expansion memory and thus can not be used by Windows when running enhanced mode.

3.2 If the system has no more than four magabytes of total memory then after installing the emm386.exe the Windows may be run only under standard mode.

