



TNMFinger component

[Heirarchy](#)

[Properties](#)

[Methods](#)

[Events](#)

[Tasks](#)

Unit

NMFngr

Description

The TNMFinger component is used for getting information about a user from an internet finger server, using the Finger protocol described in RFC 1288.

TNMFinger Properties

[TNMFinger](#)

[Legend](#)

In TNMFinger



▶ [FingerStr](#)



[User](#)

Derived from TPowersock

■ [About](#)

▶ [BeenCanceled](#)



▶ [BeenTimedOut](#)



▶ [BytesRecvd](#)



▶ [BytesSent](#)



▶ [BytesTotal](#)



▶ [Connected](#)



▶ [Handle](#)



■ [Host](#)



[LastErrorNo](#)



▶ [LocalIP](#)



■ [Port](#)



■ [Proxy](#)



■ [ProxyPort](#)



▶ [RemotelIP](#)



▶ [ReplyNumber](#)



■ [ReportLevel](#)



▶ [Status](#)



■ [TimeOut](#)



▶ [TransactionReply](#)



▶ [WSAInfo](#)

Derived from TComponent

▶ [ComObject](#)

▶ [ComponentCount](#)

[ComponentIndex](#)

▶ [Components](#)

▶ [ComponentState](#)

▶ [ComponentStyle](#)











- Tag
 - ▶ DesignInfo
 - ▶ Owner
 - ▶ VCLComObject

TNMFinger Methods

[TNMFinger](#)

[Legend](#)

Derived from TPowersock

[Abort](#)
 [Accept](#)
 [Cancel](#)
 [CaptureFile](#)
 [CaptureStream](#)
 [CaptureString](#)
 [CertifyConnect](#)
 [Connect](#)
 [Create](#)
[Destroy](#)
 [Disconnect](#)
 [FilterHeader](#)
 [GetLocalAddress](#)
 [GetPortstring](#)
 [Listen](#)
 [read](#)
 [ReadLn](#)
 [RequestCloseSocket](#)
[SendBuffer](#)
 [SendFile](#)
 [SendStream](#)
 [Transaction](#)
 [write](#)
 [writeln](#)

Derived from TComponent

[DestroyComponents](#)
 [Destroying](#)
 [FindComponent](#)
[FreeNotification](#)
[FreeOnRelease](#)
[GetParentComponent](#)
[HasParent](#)
[InsertComponent](#)
[RemoveComponent](#)
[SafeCallException](#)

Derived from TPersistent

[Assign](#)
 [GetNamePath](#)

Derived from TObject

[ClassInfo](#)
 [ClassName](#)
 [ClassNamels](#)
 [ClassParent](#)
 [ClassType](#)
 [CleanupInstance](#)
 [DefaultHandler](#)
 [Dispatch](#)
 [FieldAddress](#)

[Free](#)
[FreeInstance](#)
[GetInterface](#)
[GetInterfaceEntry](#)
[GetInterfaceTable](#)
[InheritsFrom](#)
[InitInstance](#)
[InstanceSize](#)
[MethodAddress](#)
[MethodName](#)
[NewInstance](#)

TNMFinger Events

[TNMFinger](#)

[Legend](#)

Derived from TPowersock

- [OnAccept](#)
- [OnConnect](#)
 - [OnConnectionFailed](#)
- [OnConnectionRequired](#)
- [OnDisconnect](#)
- [OnError](#)
 - [OnHostResolved](#)
 - [OnInvalidHost](#)
 - [OnPacketRecvd](#)
 - [OnPacketSent](#)
 - [OnRead](#)
 - [OnStatus](#)



About the TNMFinger component

[TNMFinger reference](#)

Purpose

The purpose of the TNMFinger component is to retrieve information about an internet user from an internet Finger server using the finger protocol.

RFC: RFC 1288

Tasks

Before you can get the user information from the [FingerStr](#) property, you must set the [Host](#) property to an existing Finger server. The [Port](#) property normally need not be changed, since most finger servers listen on the well-known finger port 79.

FingerStr property

[See also](#)

[Example](#)

Declaration

```
property FingerStr: string;
```

Description

The FingerStr property contains information, if any, on the specified User

Scope: Public

Accessibility: RunTime, ReadOnly

Notes:

FingerStr returns a string saying User Not Found if the user information isn't found

Warnings:

The Host property must be set to a valid finger server, and the User property must be set.

See also

[User](#) property

Example

To recreate this example, you will need to create a new blank Delphi application.

Place a TButton, TMemo, and a TNMFinger on the form.

Insert the following code into Button1's OnClick event:

```
procedure TForm1.Button1Click(Sender: TObject);  
begin  
    NMFinger1.User := 'netmasters';  
    NMFinger1.Host := 'inc-net.com';  
    Memo1.Text := NMFinger1.FingerStr;  
end;
```

Example Description:

When the application is run and Button1 is clicked, the User property is set to NetMasters, the user we are looking for information on. The host is set to inc-net.com, which is where we can find this information. Finally, Memo1 is used to display the FingerStr property, which handles connecting to the finger host and retrieving the information on the user specified.

User property

[See also](#) [Example](#)

Applies to

[TNMFinger](#) component

Declaration

```
property User: string;
```

Description

The User property specifies the user to get information on

Scope: Published

Accessibility: DesignTime, RunTime

Notes:

You must specify a User before accessing the FingerStr property.

See also

[FingerStr](#) property

Legend

- ▶ Run-time only
- ▶ Read-Only
- Published
- Protected
- 🔑 Key item

Heirarchy

TObject

|

TPersistent

|

TComponent

|

TPowersock

