

Covering the TI99/4A and the Myarc 9640

# MICROpendium

Volume 6 Number 12

January 1990

\$2.50



*Getting music onto a program*

Page 31

Help for your spring garden

Page 28



# Software Choose from our big selection of software for the TI-99/4A Computer.

Tex Comp continues to stock the world's largest selection of TI Software. The TI Software library on module, disk and cassette and is considered the best in the home computer software field. TI utilized the talents of such industry leaders as Scott Forsman, Milton Bradley, Microsoft Corp., Scott Adams, Addison Wesley Publishing, DLM, Milliken Publishing, Scholastic Inc., Imagic, Spinnaker and the list goes on and on.

## Home Management, Personal Finance, Education, Arcade-type games — all in the big TI Computer software library.

Tex-Comp purchased TI's inventory of these outstanding titles in order to continue its support of the TI-99/4A user

With its five warehouses and financial resources, Tex-Comp has been able to assure you, the TI-99/4A user continued support.

### HOME ENTERTAINMENT

MODULES	
PHM 3229	Hopper.....4.95
PHM 3023	Hunt The Wumpus.....4.95
PHM 3052	Tombstone City.....4.95
PHM 3053	TI Invaders.....4.95
PHM 3054	Car Wars.....4.95
PHM 3057	Munch Man.....4.95
PHM 3056	Alpiner.....4.95
PHM 3112	Paraec.....4.95
PHM 3031	The Attack.....4.95
PHM 3194	Jawbreaker II.....4.95
PHM 3110	Chisholm Trail.....5.95
PHM 3034	Hustle.....6.95
PHM 3037	Hangman.....6.95
PHM 3025	Mind Challengers.....8.95
PHM 3036	Zero Zap.....8.95
PHM 3038	Connect Four.....8.95
PHM 3042D	Tunnels of Doom (with disk).....9.95
PHM 3042T	Tunnels of Doom (with tape).....9.95
PHM 3067	Othello.....9.95
PHM 3220	Microsurgeon.....9.95
PHM 3219	Super Demon Attack.....9.95
PHM 3222	Fathom.....9.95
PHM 3233	Burgertime.....9.95
PHM 3146	Munchmobile.....11.95
PHM 3197	Slymoids.....15.95

DISKETTE PROGRAMS	
PHD 5002	TI-TREK (TE-11 req. for speech).....4.95
PHD 5010	Mystery Melody.....4.95
PHD 5015	Oldies But Goodies I.....4.95
PHD 5017	Oldies But Goodies II.....4.95
****SPECIAL	Oldies But Goodies I & II.....7.95
PHD 5025	Sat. Night Bingo (Ex-Basic & Speech).....4.95
PHD 5037	Draw Poker (Ex-Basic).....4.95

CASSETTE PROGRAMS	
PHT 6002	TI-TREK (TE-11 req. for speech).....4.95
PHT 6010	Mystery Melody.....4.95
PHT 6015	Oldies But Goodies I.....4.95
PHT 6017	Oldies But Goodies II.....4.95
****SPECIAL	Oldies But Goodies I & II.....7.95
PHT 6026	Sat. Night Bingo (Ex-Basic & Speech).....4.95
PHT 6037	Draw Poker (Ex-Basic).....4.95

ADVENTURES	
PHM 3041D	Adventure Module & Pirate Adv. (disk).....6.95
PHM 3041T	Adventure Module & Pirate Adv. (tape).....6.95
ADVENTURE SERIES (must be used with PHM 3041 module)	
Specify disk or tape with order	
Adventureland.....	4.95
Mission Impossible.....	4.95
Voodoo Castle.....	4.95
The Count.....	4.95
Strange Odyssey.....	4.95
Mystery Fun House.....	4.95
Pyramid of Doom.....	4.95
Ghost Town.....	4.95
Savage Island I & II (two adventures).....	4.95
Golden Voyage.....	4.95
Knight Ironheart Adventure.....	4.95
****SPECIAL-ALL ABOVE ADVENTURES ON DISK OR TAPE.....	17.95
Spiderman Adventure.....	4.95
Incredible Hulk Adventure.....	4.95
Buckaroo Banzai: Adventure (based on the movie).....	4.95
Sorcerer of Claymore Castle.....	4.95
****SPECIAL-ALL OF THE ABOVE FOUR + HINT BOOK + TWO NEW BONUS ADVENTURES.....	17.95
****SUPER ADVENTURE SPECIAL-BOTH OF THE ABOVE SPECIALS + COMPLETE HINT BOOK + ADVENTURE MODULE.....	29.95
PHM 3189	Return to Pirate's Island (self contained adventure on module with graphics).....11.95

### COMPUTER PROGRAMMING AIDS

MODULES	
PHM 3026	Original TI Extended Basic.....39.95
PHM 3055	Editor-Assembler.....9.95
PHM 3056	Mini-Memory (with Writer II).....12.95

DISKETTE PROGRAMS	
PHD 5007	Teach Yourself 99/4A Basic.....4.95
PHD 5019	Teach Yourself Extended Basic.....4.95
PHD 5004	Programming Aids I.....4.95
PHD 5005	Programming Aids II.....4.95
PHD 5077	Programming Aids I, II, III.....9.95
PHD 5067	Beginning Basic Tutor.....4.95
PHD 5076	Text to Speech (Ex-Basic Speech).....4.95
PHD 5098	TI Forth & manual (Ed/Assem req.).....19.95
PHD 5078	TI Forth Demo Disk (Ed/Assem).....4.95
PHD 5079	TI Forth Source Code (2 disks).....4.95

CASSETTE PROGRAMS	
PHT 6006	Programming Aids I.....4.95
PHT 6007	Teach Yourself 99/4A Basic.....4.95
PHT 6019	Teach Yourself Extended Basic.....4.95
PHT 6067	Beginning Basic Tutor.....4.95

### EDUCATION

MODULES	
PHM 3002	Early Learning Fun.....4.95
PHM 3003	Beginning Grammar.....4.95
PHM 3010	Physical Fitness.....4.95
PHM 3020	Music Maker.....4.95
PHM 3004	Number Magic.....9.95
PHM 3021	Weight Control & Nutrition.....10.95
PHM 3109	TI Logo II (32K req.).....12.95
PHM 3043	Reading Fun.....9.95
PHM 3046	Reading On.....9.95
PHM 3047	Reading Roundup.....9.95
PHM 3048	Reading Rally.....9.95
PHM 3082	Reading Flight.....9.95
PHM 3027	Addition & Subtraction I.....9.95
PHM 3028	Addition & Subtraction II.....9.95
PHM 3029	Multiplication I.....9.95
PHM 3049	Division I.....9.95
PHM 3051	Numeration II.....9.95
PHM 3061	Scholastic Spelling 5 (speech).....9.95
PHM 3091	Milliken Subtraction.....9.95
PHM 3093	Milliken Division.....9.95
PHM 3094	Milliken Integers.....9.95
PHM 3096	Milliken Number Readiness.....4.95
PHM 3099	Milliken Laws of Arithmetic.....4.95
PHM 3101	Milliken Measurement of Formulas.....4.95
PHM 3114	Alligator Mix.....6.95
PHM 3115	Alien Addition.....6.95
PHM 3118	Minus Mission.....6.95
PHM 3177	Face Maker.....9.95
PHM 3178	Story Machine.....9.95

DISKETTE PROGRAMS	
PHD 5009	Music Skills Trainer.....4.95
PHD 5011	Computer Music Box.....4.95
PHD 5018	Market Simulation.....4.95
PHD 5030	Speak & Spell II (Ex-Basic req.).....9.95
PHD 5031	Speak & Math (TE-11 req.).....4.95
PHD 5042	Spell Writer (TE-11 req.).....4.95
PHD 5026	Bridge Bidding I.....4.95
PHD 5039	Bridge Bidding II.....4.95
PHD 5041	Bridge Bidding III.....4.95
SPECIAL!!	BRIDGE BIDDING I, II & III.....9.95
PHD 5020	Music Maker Demo (use with module!).....4.95
PHD 6010	Mystery Melody (stop the music quiz).....4.95

CASSETTE PROGRAMS*	
*see disc versions for requirements i.e. TE-11	
PHT 6009	Music Skills Trainer.....4.95
PHT 6010	Mystery Melody.....4.95
PHT 6011	Computer Music Box.....4.95
PHT 6018	Market Simulation.....4.95
PHT 6031	Speak & Math.....4.95
PHT 6042	Spell Writer.....4.95
PHT 6026	Bridge Bidding I.....4.95
PHT 6039	Bridge Bidding II.....4.95
PHT 6041	Bridge Bidding III.....4.95
SPECIAL!!	BRIDGE BIDDING I, II & III.....9.95
PHT 6020	Music Maker Demo (use with module).....4.95

### MANAGEMENT AND BUSINESS

MODULES	
PHM 3006	Home Financial Decisions.....4.95
PHM 3007	Household Budget Management.....4.95
PHM 3022	Personal.....4.95

PHM 3006	Home Financial Decisions.....4.95
PHM 3007	Household Budget Management.....4.95
PHM 3022	Personal Real Estate.....4.95
PHM 3016	Tax/Investment Rec. Keeping (disk req.).....4.95
PHM 3035	Terminal Emulator II.....9.95
PHM 3044	Personal Report Generator (PRK req.).....10.95
PHM 3113	Multiplan.....14.95
PHM 3112	TI Writer.....14.95
PHM 3013	Personal Record Keeping.....15.95

DISKETTE PROGRAMS	
PHD 5001	Mailing List (upgraded version).....4.95
PHD 5003	Personal Financial Aids.....4.95
PHD 5021	Checkbook Manager.....4.95
PHD 5022	Finance Manager.....4.95
PHD 5024	Inventory Management.....4.95
PHD 5027	Invoice Management.....4.95
PHD 5029	Cash Management.....4.95
PHD 5038	Lease/Purchase Decisions.....4.95
PHD 5075	TI/Multiplan upgrade disk.....4.95

CASSETTE PROGRAMS	
PHT 6003	Personal Financial Aids.....4.95
PHT 6038	Lease/Purchase Decisions.....4.95

### TI-COUNT BUSINESS SOFTWARE NEW LOW PRICE!

General Ledger.....**SPECIAL OFFER!!!**  
 Accounts Receivable.....**ALL SIX PROGRAMS**  
 Accounts Payable.....**PLUS AUTO COUNT**  
 Inventory.....**AUTO EXPENSE PROC**  
 Payroll.....**RAM. \$89.95+s&h.**  
 Mail System.....

### MATH AND ENGINEERING

specify disk or tape with order

Math Routine Library.....	4.95
Electrical Engineering Library.....	4.95
Graphing Package.....	4.95
Structural Engineering Library.....	4.95
AC Circuit Analysis.....	4.95
****SPECIAL--ALL 5 OF THE ABOVE ON DISK OR TAPE---	17.95

TERMS: All prices FOB Los Angeles. For fastest service use cashiers check or money order. Add 3% shipping and handling (\$3.00 minimum). East of Mississippi, 4% (free shipping on all software orders over \$100.00). COD to be paid by cash or certified check. All TI products are sold with the original manufacturer's guarantee only (sent on request). Prices and availability subject to change without notice. We reserve the right to limit quantities.

NOTE: Payment in full must accompany all orders. Credit Card Company Check or Money Order for immediate shipment. Personal checks require up to 4 weeks to clear. California orders add 6% sales tax.

# TEX+COMP

America's Number One TI computer retailer

P.O. Box 33084, Granada Hills, CA 91344


VISA & MASTERCARD  
HOLDERS CALL DIRECT




(818) 366-6631

24 HOURS A DAY  
7 Days a Week!





**ATTENTION OWNERS OF**



**ATARI MODULES FOR THE TI-99/4A**

**NOW GET A BACKUP... ON DISK**

ATARI HAS ADVISED US THAT THEY HAVE NO BACKUP INVENTORY OR PARTS TO REPAIR OR REPLACE DEFECTIVE ATARISOFT MODULES FOR THE 99/4A, EITHER IN OR OUT OF WARRANTY. IN ADDITION, THE ATARISOFT MODULES WILL NOT WORK ON 99/4A COMPUTERS MADE IN 1983 (v2.3) AND ATARI "FORGOT" TO MENTION THIS ON MANY OF THEIR PACKAGES.

IF YOU OWN ANY OF THESE MODULES THERE IS NO NEED TO FRET! NOW YOU CAN GET A DISK BACKUP OF YOUR FAVORITE ARCADE GAME ON ATARISOFT MODULES AT A VERY REASONABLE SERVICE FEE, ONLY \$4.95 PER MODULE. EACH BACKUP DISK LOADS IN EXTENDED BASIC AND PROVIDES YOU WITH THE PEACE OF MIND THAT ONLY AN UNPROTECTED BACKUP DISK CAN PROVIDE. EACH BACKUP DISK ONLY \$4.95

\$4.95 each

\$4.95 each

POLE POSITION  
CENTIPEDE  
DIG DUG  
JUNGLE HUNT  
PAC MAN  
Ms. PAC MAN



PROTECTOR II  
SHAMUS  
MOON PATROL  
DONKEY KONG  
DEFENDER  
PICNIC PARINOIA

## put the big names in software on line.

SPECIAL OFFER: TEX-COMP STILL HAS INVENTORY OF DONKEY KONG, PROTECTOR II, JUNGLE HUNT, DEFENDER, MOON PATROL CENTIPEDE & PICNIC PARINOIA ON MODULE AT \$9.95 EACH WITH PICNIC PARINOIA FREE WITH ANY OTHER TWO MODULES. ORDER ANY OF THESE REMAINING MODULES AT THE REGULAR PRICE OF \$9.95 AND ORDER A DISK BACKUP AT THE SAME TIME FOR ONLY 99¢ EACH.

**IMPORTANT NOTICE:** These disks are provided for the sole purpose of a backup for owners of the original module. Any other use may constitute a violation of the copyright laws of the United States. By ordering a backup the ordering entity appoints Tex-Comp its agent to make the backup and further warrants and represents to Tex-Comp that it is an owner of the original module.

Send order and make checks payable to:

**TEX+COMP**

P.O. BOX 33064 - GRANADA HILLS, CA 91344



AUTHORIZED DEALER



VISA and MASTERCARD  
HOLDERS CALL DIRECT  
**(818) 366-6631**  
24 Hour Order Line

**TERMS:** All prices F.O.B. Los Angeles. For fastest service use cashiers check or money order. Add 3% shipping and handling (\$3.00 Minimum). East of Mississippi 4 1/2%. Add 3% for Credit Card orders. Prices and availability subject to change without notice. We reserve the right to limit quantities.

**NOTE:** Payment in full must accompany all orders. Credit card, Company check or Money order for immediate shipment. Personal Checks require up to 4 weeks to clear. California orders add 6.5% sales tax.



# Contents

## MICROpendium

**MICROpendium (ISSN 10432299) is published monthly for \$25 per year by Burns-Koloen Communications Inc., 16606 Terrace Dr., Austin, TX 78728-1156. Second-class postage paid at Austin, Texas, and additional mailing offices. POSTMASTER: Send address changes to MICROpendium, P.O. Box 1343, Round Rock, TX 78680-1343.**

No information published in the pages of MICROpendium may be used without permission of the publisher. Only computer user groups that have exchange agreements with MICROpendium may excerpt articles appearing in MICROpendium without prior approval.

While all efforts are directed at providing factual and true information in published articles, the publisher cannot accept responsibility for errors that appear in advertising or text appearing in MICROpendium. The inclusion of brand names in text does not constitute an endorsement of any product by the publisher. Statements published by MICROpendium which reflect erroneously on individuals, products or companies will be corrected upon contacting the publisher.

Unless the author specifies, letters will be treated as unconditionally assigned for publication, copyright purposes and use in any other publication or brochure and are subject to MICROpendium's unrestricted right to edit and comment.

Display advertising deadlines and rates are available upon request.

All correspondence should be mailed to MICROpendium at P.O. Box 1343, Round Rock, TX 78680. We cannot take responsibility for unsolicited manuscripts but will give consideration to anything sent to the above address. Manuscripts will be returned only if a self-addressed stamped envelope is included.

Foreign subscriptions are \$30.25 (Mexico); \$32.50 (Canada); \$30.00, surface mail to other countries; \$42 airmail to other countries.

All editions of MICROpendium are mailed from the Round Rock (Texas) Post Office.

Mailing address: P.O. Box 1343, Round Rock TX 78680

Telephone: (512) 255-1512

CompuServe: 75156,3270

Delphi TI NET: MICROPENDIUM

Genie: J.Koloen

**John Koloen.....Publisher**  
**Laura Burns.....Editor**

### Regena on BASIC

A walking tour of Tuscon..... Page 10

### Extended BASIC

Transferring files from IBM to TI without a modem..... Page 16

### c99

The SEG\$ function..... Page 18

### Expanding your system

Some advice on adding a disk drive to your TI..... Page 21

### Planting time

A program that gives you directions for your spring vegetable garden..... Page 28

### Making music

How do they get so much music on one disk?..... Page 31

### Traffic Cop

When you get crashes in this program, you really get crashes in this program..... Page 34

### Reviews

Tris..... Page 36

The Printer's Apprentice (Geneve version)..... Page 37

Micro-reviews: Funnelweb Instructon Video, TI-TAX, Mailing List Manager, Publications Index, TI Print Shop..... Page 39

War of the Netherworlds..... Page 41

### Newsbytes

GuideLines from Texaments, software for would-be linguists, and a mixup on Fest-West reservations..... Page 42

### User Notes

Reducing wear and tear on your disk drives, keeping your programs from fading away, and producing right-justified text..... Page 43

**Classified..... Page 47**

#### **\*READ THIS**

Here are some tips to help you when entering programs from MICROpendium:  
1. All BASIC and Extended BASIC programs are run through Checksum, the numbers that follow exclamation at the end of each program line. Do not enter these numbers or exclamation points. Checksum was published in the October 1987 edition.  
2. Long XBASIC lines are entered by inputting until the screen stops accepting characters, pressing Enter, pressing FCTN REDO, cursoring to the end of the line and continuing input.



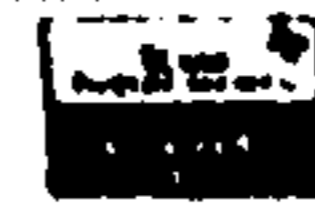
**TEX+COMP**  
Celebrating Our Tenth Year

**ONLY \$4.95** Per Disk  
Programs and Utilities to meet all your Computing Needs.



**FREEWARE**

•• Public Domain and Shareware for the  
Texas Instruments TI-99/4A Computer.



ANNOUNCING

**TETRAS** THE SOVIET MIND GAME **ONLY \$4.95**

NOW THE ULTIMATE SOVIET MIND TEASER IS AVAILABLE FOR THE 99/4A AT TEX-COMP'S LOW FREEWARE PRICE. THIS IS THE HOT GAME WITH VERSIONS CURRENTLY BEING OFFERED FOR NINTENDO AND IBM AT BIG PRICES. THIS FANTASTIC GAME FROM BEHIND THE IRON CURTAIN WILL KEEP YOU CHALLENGED FOR HOURS AT A TIME. COMPLETE WITH ALL NEW DIRECTIONS (IN ENGLISH) WRITTEN EXCLUSIVELY FOR TEX-COMP. REQUIRES DISK DRIVE AND 32K. AUTOLOADS IN EXBASIC....Disk #128

**MORE GREAT FREEWARE FOR 1990**

**GREAT 99/4A GAMES, VOL V (#123)**

THE FIFTH IN OUR BEST SELLING FREEWARE GAME COLLECTION SERIES. TWO DISK SIDES PACKED WITH THE BEST INCLUDING AARDVARK.

**GREAT 99/4A GAMES, VOL VI (#124)**

TWO MORE DISK SIDES FILLED WITH THE BEST GAMES AVAILABLE.

**BLACKJACK & POKER (#125)**

A DISK BACKUP FOR OWNERS OF THE ORIGINAL MODULE ONLY!

**VIDEO CHESS (#126)**

A DISK BACKUP FOR OWNERS OF THE ORIGINAL MODULE ONLY!

**PIX-GRAPHICS UTILITY (#127)**

THE FREEWARE VERSION OF JIM REISS' UTILITY THAT CAN DISPLAY TI ARTIST, GRAPHX AND RLE GRAPHICS AND CONVERT FORMATS.

**TETRAS--THE SOVIET MIND GAME (#128)**

THIS INTERNATIONAL HIT GAME IS NOW AVAILABLE FOR THE 99/4A. LOADS IN EXBASIC AND COMES WITH ENGLISH DOCUMENTATION.

**CASH DRAWER (#129)**

A COMPUTERIZED CASH REGISTER PROGRAM. PRINTS RECEIPTS; COMPUTES DAILY TOTALS AND EVEN CALCULATES SALES TAX ON EACH TRANSACTION.

**THE ORGANIZER (#130)**

THE ORIGINAL ORGANIZER PROGRAM WHICH LETS YOU ORGANIZE, SCHEDULE AND ARRANGE YOUR BUSINESS AND PERSONAL ACTIVITIES.

**COMPUTER CRAPS (#131)**

THE BEST CASINO CRAPS GAME AVAILABLE FOR THE 99/4A. THIS GREAT GAME COMES WITH FULL DOCUMENTATION.

**AMBULANCE (#132)**

A DISK BACKUP FOR OWNERS OF THIS DISCONTINUED MODULE BY FUNWARE

**DRIVING DEMON (#133)**

A DISK BACKUP FOR OWNERS OF THIS DISCONTINUED MODULE BY FUNWARE

**ROTO-RAIDER (#134)**

A DISK BACKUP FOR OWNERS OF THIS DISCONTINUED MODULE BY ROMOX.

**ARCTURUS (#135)**

A DISK BACKUP FOR OWNERS OF THIS MODULE BY SUNWARE.

Send order and make checks payable to:

**TEX+COMP**

P.O. BOX 33064 - GRANADA HILLS, CA 91344



AUTHORIZED DEALER



VISA and MASTERCARD  
HOLDERS CALL DIRECT  
**(818) 366-6631**  
24 Hour Order Line

**TERMS:** All prices F.O.B. Los Angeles. For fastest service use cashiers check or money order. Add 3% shipping and handling (\$3.00 Minimum). East of Mississippi 4 1/2%. Add 3% for Credit Card orders. Prices and availability subject to change without notice. We reserve the right to limit quantities.

**NOTE:** Payment in full must accompany all orders. Credit card. Company check or Money order for immediate shipment. Personal Checks require up to 4 weeks to clear. California orders add 6.5% sales tax



# Comments

## HFDC owners need V1.29 of MDM5

I don't want anyone to get me wrong: I like the Geneve 9640. The past couple of issues I've taken Myarc to task for not getting Geneve software out to users and for spending too much time developing hardware rather than concentrating on hardware. I still feel that way about the software issue but I want to emphasize that I continue to think the Geneve is a wonderful piece of hardware. It's now time to see some wonderful software to go along with it.

Myarc Advanced BASIC, of course, is a step in the right direction. The current version is 2.99A, and according to Myarc's Lou Phillips, it is all but final. Phillips told MICROpendium earlier this month that Advanced BASIC, MDOS 1.14F and MDOS 0.97h were virtually finished, though of the three the only one I haven't seen on the boards is 0.97h. The latest version I've got is 0.96h. As of early January, he said, the company was preparing a software mailout to registered buyers. Advanced BASIC is a nifty version of BASIC that is several notches ahead of TI Extended BASIC. I have used it only for relatively simple applications, but I like what I've seen from it. However, because it is still in V2.99, one can't assume that it is completely debugged. The same still holds true for MDOS.

Despite this, I'm glad I bought a Geneve and use it nearly every day.

Incidentally, because of the number of orders I'm getting for free updates of Geneve software, I'm going to formalize the proceedings a bit. You'll find an article about it elsewhere in this issue. I'm doing this primarily to help Geneve users who don't have modems. And let me say, there are quite a few of them.

### VERSION 1.29 of MDM5 DOES BACKUPS

Thanks to Jesse Slicer for putting me onto V1.29 of MDM5 (some say MDMV). This version of the Myarc Disk Manager supports the backup function with the Hard and Floppy Disk Controller. Make sure that you have the version 11 or higher EPROM. Last month I complained about not being able to do backups, but I was using V1.28.

### THANKS FOR THE CHRISTMAS CARDS

MICROpendium readers are wonderful. This year as in years past we received a bunch of Christmas cards, and we want you to know that we put all of them on the mantelpiece. Thanks for sharing your holiday cheer with us.

### ONE MORE COMMENT ON THE GENEVE

There is a debate currently going on about alternative operating systems for the Geneve. Some users seem to want a system capable of serious multi-tasking and other exotic functions. Comparisons are to the OS2 system by IBM and the Macintosh System 7, which hasn't been released yet. Both of these systems require megabytes of memory just to be loaded so you'd need a minimum of four megabytes or so to actually use the computer. Thanks, but no thanks. Memory isn't cheap, and multi-tasking is little more than a convenience for the vast majority of computer users. The market for such extravagant, memory hogging operating systems is limited to business. I doubt whether anyone wants to pay the price for

a similar application on the Geneve.

There are plenty of technical points about MDOS that could stand some refining, but that's true for any operating on an machine. There is no perfect operating system any more than there is a perfect computer. I would just like to see the existing finalized so software developers can rely on it as a standard for software development.

### IT'S BEEN A LONG TIME

It's hard to believe, but next month will mark the start of our seventh year publishing MICROpendium. A lot of our readers have been with us since day one and we are grateful. We hope to continue to earn your loyalty in 1990 and years beyond.

## USER SUPPORTED SOFTWARE UPDATE

### 40-COLUMN UTILITIES (V2.3)

This is an update of a package reviewed in the June 1989 MICROpendium. It requires a disk system and memory expansion. The package allows the use of a 40-column screen from Extended BASIC. However, both 32- and 40-column screens remain in memory. Either may be displayed instantly. One screen may be written to while the other is displayed. All the the TI's commands are still available.

Enhancements from V2.1 include: graphics screen dump; expanded documentation; GPLLNK and DSRLNK available for use with assembly programs; SCROLL in four directions instead of one; improvements to existing commands.

The package consists of two disks. Send \$6.50, a mailer and postage to: Brad Snyder, 148 Avenue A, Palmerton, PA 18071. Those with V2.1 may upgrade by sending the author \$4.

### MULTI-COLUMN PLUS

This program allows you to create multi-column text files and output them to a printer. It requires Extended BASIC, memory expansion, disk system and a printer. The program allows you to set page length, margins (top, bottom, left and right), type styles and fonts.

Send disk, mailer and postage to: Bill Harms, 6527 Hayes Court, Chino, CA 91710. A \$6.50 donation is requested if you use the program.

### CLASS

Create letters and special shapes for signs, flyers, math., art, etc. Enables screen and printout placement of letters and shapes anywhere of any size. Does polygons, rectangles, other shapes, borders, etc. based on coordinates. Compatible with TI-Artist. Requires Super Extended BASIC, disk system and memory expansion. Printer and joystick recommended.

Send \$10 to Bill Harms, 6527 Hayes Court, Chino, CA 91710.

**User Supported Software** is software written and distributed by the author. The list of available software is updated periodically. The complete list is available from MICROpendium for \$2. Authors who want to include their software in this list may send it to MICROpendium.



# THE GENEVE 9640 HAS LANDED

You will recognize it by its trade mark, a graceful gray swan swimming on blue water, an apt symbol. The ugly duckling TI no longer wanted, is no ugly duckling anymore. The GENEVE has surpassed everyones expectations, even our own; with power, speed, graphics, and adaptibility not found in other microcomputers. In fact, the GENEVE does so much, this ad can only begin to tell you about it.

- **Near 100% Compatible:**

- If you have a program written in Basic, Extended Basic, XBI, Assembly Language, Fortran, Pascal, you name it, if it runs on the 99/4A then it is near certain to run on the GENEVE.

- **32K No Wait State High Speed RAM:**

- Programs like MultiPlan, which are painfully slow on the 99/4A, run many times faster, thanks in part to the High Speed RAM.

- **V9938 Video Processor with 7 Graphics Modes:**

- Compatible with the 99/4A so you can use the GENEVE with the TV or monitor you are currently using. Same resolution as the Mac but with color. Faster than the Amiga, as fast as the Atari and does it with the aspect ratio, something the Amiga and IBM AT can not do. A 4:3 aspect ratio renders higher resolution, better color, and appearance through the use of square pixels. In the high resolution mode, 256 colors may be displayed on the screen at one time by the GENEVE, eight times as many as the Amiga can display in its high resolution mode.

- **Mouse Interface:**


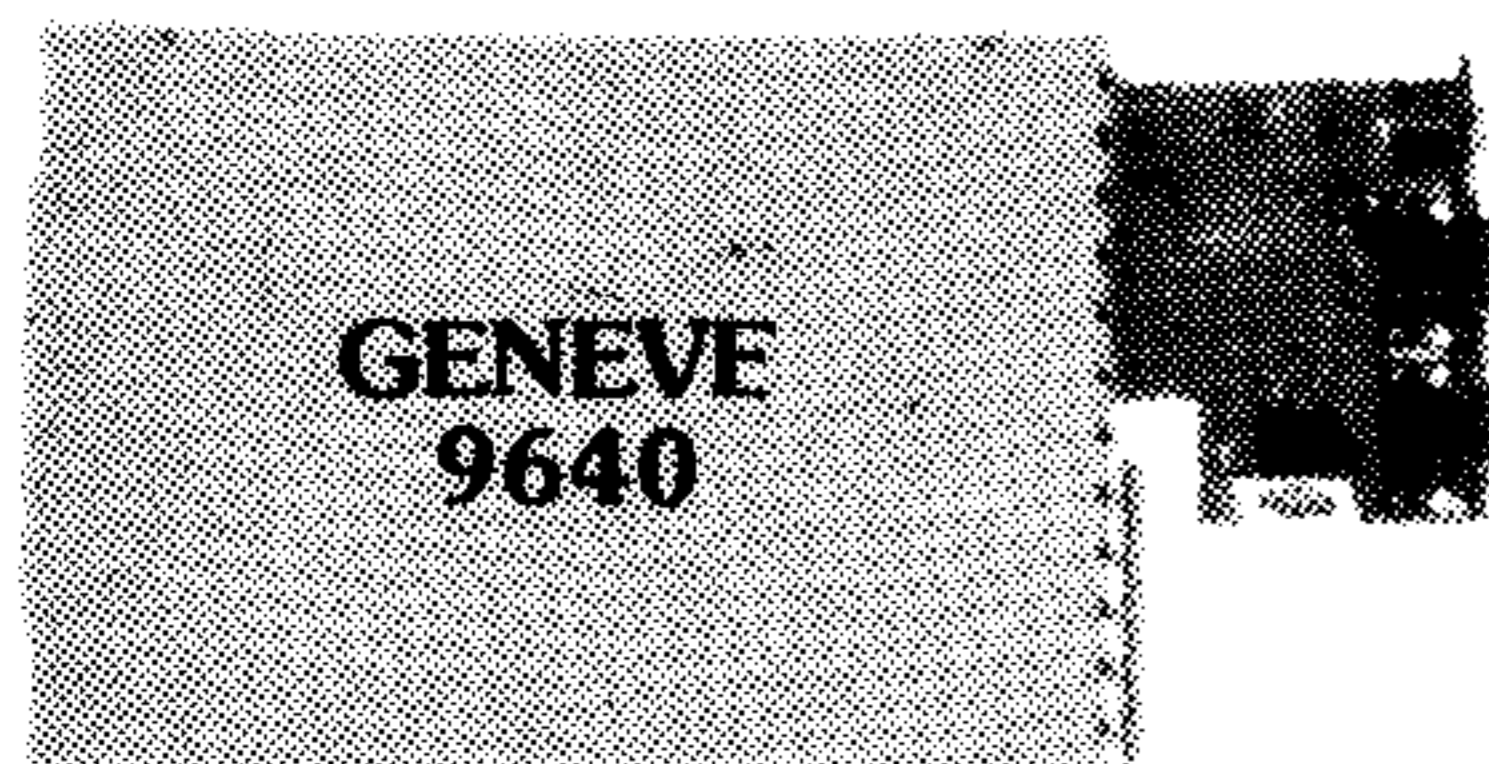
- The mouse interface is built in and ready to use with the MYARC mouse. But, we didn't stop there, it is also ready to support the newest hardware, like video digitizers, and that's just for starters.

- **6 Complete Pieces Of Software Are Included With The GENEVE. But, three you will not be able to see how you ever did without are:**

- My-Word Processor; 80 columns, help screens for all modes of operation including control-U, initialize a disk without leaving the program, print formatted text to the screen for viewing before sending it to the printer and that's still not all My-Word will do.

- Advanced Basic; the best and most powerful basic on the market today.

- Pascal V4.21; if you have a standard USCD Pascal program, you will be able to run it with this program. If you do not have any Pascal programs, let me tell you, one of the largest library of programs available, is Pascal. Compilers for Fortran, Modula 2, Lisp, and Pilot, as well as business programs from A to Z, are all there. USCD Pascal Software developed for computers from Apple to IBM, will run on the GENEVE, without modification.




MOUSE OPTIONAL

MONITOR  
OPTIONAL

ENHANCED  
KEYBOARD  
OPTIONAL

If you have heard enough, contact your MYARC dealer, they have one in stock for you. If you do not know who your stocking MYARC dealers are, or, if you want to know more about the GENEVE, telephone the number listed below, or mail your name and complete address with zip code to the address shown below. We will be happy to mail you a brochure covering the GENEVE in detail and a list of our stocking dealers. Supplies of the brochure are limited, so please hurry.

GENEVE  
P. O. Box 140  
Basking Ridge, New Jersey 07920-1014  
(205) 854-5843





# Feedback

## Where to get cables

I am dashing this off to make a fast response to the December '89 article about monitors.

For your info, TI type cables are available from All Electronics Corp., P.O. Box 567, Van Nuys, CA 91408, Part #DIN-RCA.

The same place also has keyboards, modulators, power transformers and power supply boards.

I recommend that users pick up spares for these. I have lost three keyboards, with another about to go, also two power supply boards. Maybe I am too hard on keyboards.

Merle Vogt  
Von Ormy, Texas

## Geneve TPA hailed

My vote for a good program that can be learned in a short time without being a hacker is Mike McCann's Printers Apprentice for the Geneve (MDOS version). It takes little time and with some practice anyone can use it. True, if you are a hacker many extra things can be done with this fine program, but to learn the basics is easy.

On the other hand, a program I found difficult to learn was the original Printers Apprentice for the 99/4A. Not seeing what you are doing onscreen is hard to understand and cumbersome.

Gary Kuehn  
Pittsburgh, Pennsylvania

## Expansion questions

I have a fairly "complete" system which includes: TI99/4A console with Extended BASIC (TIW, E/A), etc.; CorComp 9900 Micro-Expansion System; TI Speech Synthesizer; two 5.25 IEC disk drives; Epson LX-800 9-pin printer; ATD 1200 baud modem; 13" Sylvania TV set (used as a monitor); TI PHP-1100 remote controllers.

I find now that the Micro-Expansion System limits the expansion and utilization of newer developments such as hard drives and half-height drives.

One of my friends has offered to swap me a PEB with a RS-232 card and 32K memory expansion card plus \$100 in cash for the Micro-Expansion System. This

would still leave me without a controller card for the disk drives. After reading your article (October 1989), it would seem desirable to go to half-height drives as well. Is there a controller card that will control half-height and full-height drives as well as a hard drive? You mentioned the Myarc hard and floppy disk controller — can this control four floppy drives plus a hard card (two half-height drives plus two full-height drives plus a hard drive)? The IEC full-height drives have their own power supplies. Can the Myarc drive this combination?

George O. Dick  
Pittsburgh, Pennsylvania

*The Myarc Hard & Floppy Disk Controller will control up to four floppy disks drives and up to three hard disk drives. As it comes from the factory, it will handle disk formats from single-sided single-density to double-sided double-density. With the addition of an 80-track EPROM, it will also handle 720K 3.5-inch drives.*

*If you don't intend to purchase a hard disk drive, you can purchase a CorComp or Myarc floppy disk controller card. These will handle up to four 5.25-inch floppy disk drives in formats ranging from SSSD to DSDD.*

*As for half- versus full-height drives, this refers to the physical size of the drive. Half-height 5.25-inch drives are about half the width of a bulky full-height drive. In most cases, if you have a choice between a half-height or a full-height drive, take the half-height.*

*Except for the floppy drive that fits into the Peripheral Expansion Box, any drive will have to have its own power supply. It doesn't matter which controller you use in this regard.—Ed.*

## Backup for hard disks

I can't agree more with the December 1989 editorial on the need for a backup system for hard disks. I too find the individual file COPYING to be an inconvenient alternative. What really makes it tough, though, is the fact that MDM5 doesn't show the cumulative amount of sectors of all files to be copied (the way DM1000 does). Many times I find I will mark a group of files for backup only to discover

their combined size exceeds the capacity of my floppy disk. Sure would be nice to have a "cumulative-sectors" total displayed when Backup or Copy is selected. If that feature exists, I haven't found it, and would appreciate a clue as to its availability.

Another problem not addressed in the editorial is files larger than the maximum capacity of a floppy. I have what may be the largest TI99 data base in captivity (almost 8,000 records), that consumes more than 3,200 sectors on the hard disk in the TI-Base version and even more than that in the FirstBase version, that I can't back up at all. Both data bases just sit out there on my hard disk, unprotected from the perils of power surges, head crashes and the like. I sure would like to have some way to back them up, because I'll never be able (or willing) to duplicate them if destroyed.

Bill Gaskill  
Grand Junction, Colorado

*Try MDM5 v1.29 to back up your hard disk. Make sure you have EPROM No. 11 or higher. Earlier versions of MDM5 couldn't be used. Also, take note of the date and name you give the backup. They are required to restore the files to the hard disk.*

## Hard drive questions

I own a TI99/4A home computer with one floppy disk drive and 32K card within the PEB. My Extended BASIC cartridge is driving me crazy from so many system lockups. I tried cleaning the contacts as noted in your previous issues and it seems to work for a while. I recently attended a TI99/4A fair in Carlisle, Pennsylvania, where I spotted a five MEG hard drive for sale. Can you tell me if any suppliers have these drives as well as 10 MEG drives with their guarantees? I'm thinking of starting a little business and do not need a 20 or 30 MEG hard drive at this time. If I do purchase one of these drives, how hard is it to update them to more MEGs?

I am thinking of putting all my modules on the hard drive and use the one floppy drive as my data source. This way I won't have to worry about using any cartridges ever again. Also, I'll need a controller for the hard and floppy drives. Can you tell me

(See Page 9)



# Feedback

(Continued from Page 8)

what all this would cost and entails?

**Anthony J. Serio**  
Staten Island, New York

First of all, you can't upgrade or increase the capacity of a hard drive. What you buy is what you get. A 10-megabyte drive will always be a 10-megabyte drive, and so on. — Ed.

## 5½ years with 4A at 9

I got my TI99/4 on my 3½th birthday. I've been using it ever since and really added on to it. I think the 99/4A is one of the best computers. Though it might not be very powerful, if you use it in just the right ways it can seem like an IBM or an Apple.

Yesterday I got my first issue of MICROpendium. I read it all the way to the doctor's office (I had to have an allergy shot that day). It was love at first byte (heh-heh)!

Anyway, I just wanted you to know that even 9-year-old fourth-graders read MICROpendium. Please publish more good stuff.

**Andrew Davis**  
St. Cloud, Minnesota

## Installing drive

Concerning the letter in your December issue from Michael G. Mickelsen of the Windy City 99 Club and how he installed a 3.5-inch drive on his 99/4A, let me tell you what I did. I purchased two half-height Mitsubishi 720K AT drives at \$69.95 each (they can be purchased cheaper through *Computer Shopper*). They are the same size as the half height 5.75-inch drives and fit perfectly in my PEB.

No modification was required other than having them operate as drives No. 1 and No. 2. The existing wiring and cable for my previous drives was used to connect the 3.5-inch drives.

This was no great discovery on my part, as I was told by a multitude of persons that this could be done. If you want only one 3.5 external drive, you can purchase the necessary items (drive and case w/power) for approximately \$100 from ads in the *Computer Shopper*.

**Ted Halkyard**  
Alexandria, Virginia

# Guidelines

For TI Artist Plus!

## Banner Borders, Templates, Fonts, Instances and More!

This is the one you asked for. GuideLines. Two disks loaded with new and original graphics artwork for TI Artist PLUS!. Fonts, instances and slides, the standard components of any good TI Artist companion, are all included. What makes GuideLines truly special are the unique banner borders and templates found in this outstanding package.

Although not all too difficult, creating banners with TI Artist PLUS! can be a tedious trial and error process. With banner borders anyone, a novice or expert, can create elegant banners without failure (and all that wasted paper). The 12 different graphic banner styles included with GuideLines will have you producing beautiful banners in no time.

Templates, templates, and more templates. Seven in all. There are templates to assist you in creating fancy calendars, disk sleeves and jackets, standard mailing labels, banner borders, banners and full page drawings. Templates make your work easier and eliminate the guesswork involved in producing these items.

And lets not forget those "standard components"! Included with GuideLines are 15 fonts (with the exception of one, all of which contain upper and lower case letters, numbers, and full punctuation), 17 small instances and two full sets of slides.

**GuideLines Complete Only \$9.95**

**TI Artist Plus!**

**Only \$24.95! Existing TI Artist owners can upgrade to TI Artist PLUS! for only \$14.95! Just send in your original disk and front page of your manual.**

More than just an ordinary drawing package, TI Artist PLUS! is a complete drawing system that consists of six dynamic graphics development modules. With these modules virtually anyone can create, edit, transform, scale, print and present the most dazzling of graphics. And with its innovative point-and-shoot menu system, TI Artist PLUS! is extremely user friendly.

TI Artist PLUS! is also the most compatible program available. It works with almost any printer, including a few color printers. Its backwards compatible with all of the existing artwork available for the original TI Artist. And its compatible with the Geneve 9640 (in GPL mode), most RAMdisks, and the Myarc HFDC. (Please contact us regarding specific product compatibility).

## TEXAMENTS

**53 Center Street, Patchogue, New York 11772**

Please add \$2.50 for domestic first class (and Canadian) delivery, \$8.00 for foreign insured air mail delivery. Orders are usually shipped within a 48 hour period. C.O.D. orders are accepted and must be placed by phone. Sorry, no credit card orders accepted.



## BASIC

# A walking tour of Tucson

By REGENA

Last year for TI FEST-WEST '89, I wrote a program with a San Diego map. It showed many of the tourist attractions in the San Diego area — places to visit while we were visiting San Diego for the annual TI FEST-WEST. At that meeting, it was decided to try to hold TI FEST-WEST '90 in Tucson, Arizona, if possible. The SouthWest Ninety-Niners User Group has been working hard to make it a reality — and TI FEST-WEST '90 will be in Tucson Feb. 17-18.


Several of the committee members have been sending me brochures and information trying to show me how much reality is going on in Tucson (and they wanted a similar computer program). I have never been to Tucson, so I really am looking forward to attending FEST-WEST. I hope many of you MICROpendium readers will also be able to attend. There really are a lot of other attractions in the Tucson area, too, and I had a hard time putting together a program.

An area map of Tucson could show many sites — Titan Missile Museum and the Pima Air Museum, Saguaro National Monument, the Arizona-Sonora Desert Museum, Kitt Peak National Observatory, Tombstone (OK Corral), Tubac arts community, Bisbee mining town, Mission San Xavier del Bac, Mt. Lemmon, Colossal Cave, University of Arizona, golfing, shopping malls and Nogales, Mexico (about 60 miles away). I wasn't sure how to fit these into a program.

I finally decided on a program showing a map of the downtown area and a walking tour of some of the interesting areas there. This information is from the "Tucson Official Visitors Guide." I couldn't possibly fit everything in and include the surrounding tourist attractions, so you'll just have to visit Tucson in person.

Utah cities are generally laid out in nice square or rectangular city blocks, especially in the downtown areas. A nice grid pattern of city blocks is much easier to put on a computer screen — especially one like our TI with 8-by-8 squares within rows and columns. However, Tucson has a main diagonal street (and not exactly 45 degrees), then nearly all irregular blocks and streets at many angles. What you'll see on the screen is an approximation of those "blocks," and it took lots of memory to define characters (up to number 159) to draw the map. With a higher resolution I could get straighter lines, but with our TI method of graphics, the lines are jagged.

The actual recommended walking tour suggests 44 places, but I used only part of the map and 35 places. Printing a short description of each place also takes memory, but I finally fit 35 places



in (by abbreviating "Avenue" and "Street," using DATA statements to define characters, combining PRINT statements, and leaving out all REMark statements).

A map will be shown on the screen. When the program first starts, an asterisk will be blinking at the beginning point of the walking tour — Day's Inn Downtown, the site of TI-FEST-WEST '90. You may press the ENTER key to read a little more about this place. When you press any key to continue, the map reappears, and the asterisk automatically moves to the next place of interest on the tour. If you wish to skip over some places, use the right arrow key

(on the D key) to go to the next site. Each time you press the arrow key, the asterisk moves to the next place on the tour. If you want to back up or look at a previous site, press the left arrow key (on the S key). Any time you want to read about a particular location, press the ENTER key.

## EXPLANATION OF THE PROGRAM

Line 100 DIMensions variables X and Y for 35 (0 through 34) row and column coordinates used in moving the asterisk. Lines 110-410 print the instruction screen while defining characters and colors. Lines 130-160 define graphic characters, and the DATA statements in Lines 170-290 have a character number and character definition for 17 characters which will be used in the map. Lines 220-250 define graphic characters also, but C is used for the character number from 96 to 159, and the DATA statements in Lines 260-360 contain the character definitions for each of those characters. These take about 15 seconds to define.

Lines 370-390 define the X and Y coordinates for each site on the tour. The data in Lines 360, 400 and 410 are row and column numbers in pairs for each of the 35 sites. If you get any error messages when you try to run this program, the most likely cause is a typing error in the DATA statements.

Lines 420-440 wait for the user to press the ENTER key to start the program. Line 450 clears the screen, then Lines 460-510 define more graphics characters, the screen color as dark blue and the character colors as white. Line 520 initializes the variable C at zero for the first site on the tour.

Line 530 clears the screen, and Lines 540-800 print the map on the screen row by row. Notice that the PRINT statements print the characters which have been redefined for the map. When you are typing these, switch the alpha lock off so you can get "lower case"

(See Page 11)



## REGENA ON BASIC —

(Continued from Page 10)

letters. Some of the symbols require the FCTN key. If the map really looks funny, the error could be in typing these statements or in typing the DATA statements that defined the graphics.

Line 810 uses CALL GCHAR to determine what character is originally on the screen at a certain position. Lines 820-850 blink the asterisk at the position by alternating the asterisk with the original graphic character G while waiting for a key to be pressed. Lines 860-900 increment the value of C if the right arrow key is pressed. Lines 910-950 decrease the value of C if the left arrow key is pressed.

Lines 960-1060 contain the procedure if the ENTER key is pressed. The screen clears and the program goes to a subroutine depending on the value of C. The subroutine PRINTs the information. Lines 1020-1040 wait for the user to press any key to continue the program. When a key is pressed, Line 1050 increments

C, and Line 1060 branches appropriately to redraw the map. Lines 1070-2410 contain the subroutines for the information to be printed about each site.

Remember this is a full-memory program, so you must use this procedure before typing in or loading this program:

```
CALL FILES(1)      (ENTER)
NEW                (ENTER)
```

Also remember, the programs in MICROpendium have been put through a checksum program (see notes on Table of Contents page), and you do NOT type the ! and numbers at the end of each line.

If you wish to save typing effort, you may have a copy of this program by sending \$4 to *REGENA, 918 Cedar Knolls West, Cedar City UT 84720*. Be sure to specify that you need the TI version of "Tucson," and whether you want cassette or diskette.

## TUSCON

```
100 DIM X(34),Y(34)!042
110 CALL CLEAR !209
120 PRINT " WALKING TOUR OF
TUCSON" !227
130 FOR S=1 TO 17 !122
140 READ C,C$ !244
150 CALL CHAR(C,C$)!081
160 NEXT S !233
170 DATA 33,000E7E7E7E7E0E,3
5,7F3F1F0F0783C1E,36,4303000
0000001,37,F0F8FCFEFFFC,38,
0301000000080C0E !245
180 DATA 40,00000000C3C3C3C3
,41,000000E0FFFFFF,43,0000
00000F0F0F0F,47,030303030303
0303,61,83C1E0F,63,3F3F3F3F
!117
190 DATA 58,83C1C0C0C0C0C2C3
,59,0080C0E0F0F0F0F,64,C3C3C
3C3,91,0381C0E0F0F8FCFF,93,0
000000003030303,94,F0F0F0F !
189
200 PRINT : : "TAKE A WALK IN
DOWNTOWN": "TUCSON, ARIZONA.
": : "USE THE RIGHT ARROW KEY
": "TO GO TO THE NEXT POINT"
!071
210 PRINT "OF INTEREST.": : "
USE THE LEFT ARROW KEY": "TO
BACK UP.": : "PRESS <ENTER> T
O READ ABOUT THE SITE.": : :
:!047
220 FOR C=96 TO 159 !225
230 READ C$ !254
240 CALL CHAR(C,C$)!081
250 NEXT C !217
260 DATA FFFFFFFFFFFFFFFF,F0
F0F0F0F0F0F0F,FFFF00000000FF
FF,0F0F0F0F0F0F0F0F,00000000
FFFFFFFF,FFFFFFFF !057
270 DATA 7F3F1F0F070301,0080
C0E0F0F8FCFE,00000000F0F0F0F
,F0F000000000F0F,C3C3C3C3C3C
3C3C3,C3C300000000C3C3 !060
280 DATA 3F3F3F3F3F3F3F3F,0F
0F0F0F,8F8FC7C7E3E3F1F1,F1F1
F9F8F8FCFCFC,FEFFFFFFFFFEF0C
,008080C08 !094
290 DATA FCFCFCFCFEFEFEFE,FF
7F7F3F3F3F3F3F,7F7F7F3E3,FEF
8C0000001073F,C00000000E3E3F
1F,0000073F3F1F1F1F !219
300 DATA 07C7C3C3E3E1E1E1,FC
FEFEFCFC0C0C0E,FE70000000000E
7F,00000000071F1F0F,00011FFF
FFFFFFFF,1F1F1F0F0F0F0707 !2
01
310 DATA 1F1F8F8F8FCFC78,E0E
0E0F0F0F,3F3F3F3F,00203038,0
00000000080C0E,0F0F00000000
01,0080C3C3E3E1C18 !135
320 DATA 0063E3E1F1F0C,1CFCF
CF880000E7F,FFFFFFFF7F3F1F0F07
,7E38000000033F3F,0000001CFC
FCFEFE,00001C3C3C3C3 !144
330 DATA 0707038380808,00000
00043C3E3E3,000000000F0F0F0F
,E0C08,0CFCFCFC8C,00010303838
18181,E3E3E3E1E1E1E1E !248
340 DATA 01070F1F1F3F3F3F,C0
F0F8FCFEFEFFFF,0707070703030
101,070000000000073F,0000000
00F7FFFFFF,808080C0C0C0E0E !2
47
350 DATA FFFFCE,E08000000000
00C7C,FFFCF8F8F8F8FC,1F1F1
F180000010F,FFF00000000FFFFFF
,3F3C00000000F0FF !227
360 DATA 1818181818181818,00
F0FEFEFEFCFCFC8,13,23,13,21,1
5,19,12,18,14,17,13,16,11,16
,10,16,8,14,8,15 !151
370 FOR C=0 TO 34 !104
380 READ X(C),Y(C)!091
390 NEXT C !217
400 DATA 8,16,6,16,6,15,5,15
,3,14,2,13,2,11,4,12,5,13,6,
14,7,15,7,14,7,13,7,8,10,13,
10,11,14,14 !000
410 DATA 15,16,20,17,15,24,1
3,25,11,28,10,28,7,26,11,20
!215
420 PRINT : : : "PRESS <ENTER
> TO START." !221
430 CALL KEY(0,K,S)!187
440 IF K<>13 THEN 430 !164
450 CALL CLEAR !209
460 CALL CHAR(60,"F0F0F07030
1")!006
470 CALL CHAR(62,"C3C3C3C3")
!128
480 CALL SCREEN(5)!150
490 FOR C=1 TO 16 !105
500 CALL COLOR(C,16,1)!042
510 NEXT C !217
520 C=0 !250
```

(See Page 12)



## REGENA ON BASIC—

(Continued from Page 11)

```

530 CALL CLEAR !209
540 PRINT "      `no`o`oopqee"
;CHR$(130);"f`gf`c`j`a`" !00
5
550 PRINT "      `orsptuvwx`lc
gf`gfc`j`a`" !232
560 PRINT "      `yz{!x`}`~";CH
R$(127);"e";CHR$(128);"me";C
HR$(129);"f`g";CHR$(131);"bk
bib" !208
570 L$=CHR$(132)&CHR$(133)&C
HR$(134)!141
580 PRINT "      ``x`o`";L$;"
}`c`l`gf`";CHR$(130);"f`j`a`"
!092
590 L$=CHR$(135)&CHR$(112)&C
HR$(136)&CHR$(137)&CHR$(138)
&"`"&CHR$(139)&CHR$(117)&CHR
$(140)!079
600 PRINT "      ``a";L$;"dd"
;CHR$(141);"d#cg$bib" !082
610 L$=CHR$(142)&CHR$(123)&C
HR$(137)&CHR$(125)&"p"&CHR$(
143)&"u"&CHR$(144)&"`"&CHR$(
145)!208
620 PRINT "      `e";L$;"`c`
%&";CHR$(135);"gca`" !231
630 L$=CHR$(146)&CHR$(147)&C
HR$(148)&"p"&CHR$(149)&CHR$(
150)&"!";" &CHR$(151)&"`"&CHR$(
127)!070
640 PRINT "      l`";L$;"tu";C
HR$(149);CHR$(150);"!c[";CHR
$(135);"g b" !113
650 L$=CHR$(152)&CHR$(153)&C
HR$(136)&CHR$(137)!244
660 PRINT TAB(10);"!`p";L$;
"s`l`c`:";CHR$(135);"!`" !1
13
670 L$=CHR$(154)&CHR$(149)&C
HR$(150)!150
680 PRINT TAB(10);"!";L$;"!p
m";CHR$(152);"?emeeme>=<`" !
200
690 L$=CHR$(157)&"`"&CHR$(15
8)!221
700 PRINT TAB(11);"u";L$;"!c
`l`/`c`j`a#`" !127
710 PRINT " DOWNTOWN ````";C
HR$(159);"+d+d]dd+d(dhd" !19
6
720 L$=CHR$(155)&CHR$(156)&C
HR$(155)&CHR$(156)!252
730 PRINT " TUCSON ";CHR$(
136);CHR$(150);"``a";L$;"`/`
c`j`a`" !001
740 PRINT TAB(11);"c` ``a";CH
R$(156);"dhd]dd+dddhd" !240
750 PRINT TAB(11);"c` ``ateib
/`c` ``a`" !121
760 PRINT TAB(11);"m` ``c`ae
@eemeee^e" !157
770 PRINT TAB(12);"f` ``c`a`j
``c` ``a`" !054
780 PRINT TAB(13);"`` ``c`a`j`
`c` ``a`" !208
790 PRINT TAB(13);"bibkd!+)d
d+d(dhd" !057
800 PRINT TAB(13);"a`j`c`
`c`j`a`": : : :!174
810 CALL GCHAR(X(C),Y(C),G)!
250
820 CALL KEY(0,K,S)!187
830 CALL HCHAR(X(C),Y(C),42)
!228
840 CALL HCHAR(X(C),Y(C),G)!
251
850 IF S<1 THEN 820 !064
860 IF (K=68)+(K=100)+(K=9)<
>-1 THEN 910 !067
870 C=C+1 !255
880 IF C<35 THEN 810 !094
890 C=0 !250
900 GOTO 810 !124
910 IF (K=83)+(K=115)+(K=8)<
>-1 THEN 960 !119
920 C=C-1 !000
930 IF C>=0 THEN 810 !228
940 C=34 !050
950 GOTO 810 !124
960 IF K<>13 THEN 820 !044
970 CALL CLEAR !209
980 IF C>17 THEN 1010 !039
990 ON C+1 GOSUB 1070,1100,1
130,1160,1200,1240,1280,1330
,1370,1400,1450,1490,1530,15
70,1620,1670,1720,1760 !128
1000 GOTO 1020 !078
1010 ON C-17 GOSUB 1800,1840
,1880,1920,1960,2010,2050,20
80,2110,2160,2210,2260,2280,
2310,2340,2370,2390 !234
1020 PRINT : : : "PRESS ANY K
EY TO CONTINUE." !176
1030 CALL KEY(0,K,S)!187
1040 IF S<1 THEN 1030 !019
1050 C=C+1 !255
1060 IF C<35 THEN 530 ELSE 5
20 !153
1070 PRINT "DAY'S INN DOWNTOW
N": : "88 EAST BROADWAY": :
:"SITE OF TI FEST-WEST '90"
!000
1080 PRINT : : "FORMERLY SANT
A RITA HOTEL, BUILT IN 1904
." !169
1090 RETURN !136
1100 PRINT "METROPOLITAN TUC
SON": "CONVENTION AND VISITOR
S BUREAU": : "130 S. SCOT
T AVE." !249
1110 PRINT : : : "THIS 60-YEA
R-OLD BUILDING WAS THE ORI
GINAL SITE OF THETHOMAS-DAVI
S CLINIC." !160
1120 RETURN !136
1130 PRINT "ST. AUGUSTINE CA
THEDRAL": : "192 S. STONE AVE
." : : : "THIS BUILDING WAS ST
ARTED IN1896." !202
1140 PRINT : "ABOVE THE ENTRY
IS THE": "BRONZE STATUE OF":
"ST. AUGUSTINE AND SYMBOLS O
FTHE ARIZONA DESERT." !130
1150 RETURN !136
1160 PRINT "CHARLES O. BROWN
HOUSE": "AND OLD ADOBE PATIO
": : "40 W. BROADWAY BLVD.":
: : "THE OLD ADOBE PATIO IS"
!202
1170 PRINT "PART OF THE BROW
N HOUSE.": : "THE FIRST BROWN
HOME WAS THEMEXICAN TERRITO
RIAL-STYLE" !002
1180 PRINT "STRUCTURE AT THE
SOUTH END OF THE PATIO FAC
ING JACKSON STREET." !092
1190 RETURN !136
1200 PRINT "SAMANIEGO HOUSE"
: : "222 S. CHURCH AVE." !043
1210 PRINT : : "NOW A RESTAUR
ANT, THIS TYPICAL TOWNH
OUSE OF THE 1880S WAS THE
RESIDENCE" !248
1220 PRINT "OF CIVIC AND POL
ITICAL LEADER MARIANO G
. SAMANIEGO." !125
1230 RETURN !136
1240 PRINT "LA PLACITA VILLA
GE": : "120 W. BROADWAY BLVD.
" !177
1250 PRINT : : "THIS COMPLEX
OF OFFICES AND SHOPS IS FASH
IONED AFTER A MEXICAN MARKE
TPLACE." !025
1260 PRINT : "BETWEEN 10 A.M.
(See Page 13)

```



## REGENA ON BASIC—

(Continued from Page 12)

- AND 3 P.M. ON FRIDAYS, IT BECOMES THE SITE OF AN OPEN-AIR FARMERS MARKET." !244  
1270 RETURN !136  
1280 PRINT "GARCES FOOTBRIDGE" !046  
1290 PRINT : : "THIS BRIDGE OVER CONGRESS STREET BETWEEN CHURCH AND GRANADA AVENUES IS A" !209  
1300 PRINT "MEMORIAL TO FRANCISCO GARCES, AN EXPLORER AND THE FIRST FRANCISCAN MISSIONARY" !074  
1310 PRINT "TO THE PIMA INDIAN VILLAGE AT THE FOOT OF SENTINEL PEAK." !214  
1320 RETURN !136  
1330 PRINT "PIMA COUNTY GOVERNMENTAL": "CENTER": : "130 W. CONGRESS ST." !143  
1340 PRINT : : "THE HOME OF COUNTY": "GOVERNMENT OPERATIONS, THIS NEAT ROW OF BUILDINGS THAT" !070  
1350 PRINT "EXTENDS FOR A BLOCK FACES A PICTURESQUE MEDIUM OF INDIGENOUS VEGETATION." !184  
1360 RETURN !136  
1370 PRINT "TUCSON CITY HALL": : "255 W. ALAMEDA ST." !103  
1380 PRINT : : "THE BASE FOR CITY": "ACTIVITIES, THIS 10-STORY TAN STRUCTURE FACES": "EL PRESIDIO PARK." !156  
1390 RETURN !136  
1400 PRINT "EL PRESIDIO PARK": : "IN THE 100 BLOCK OF CHURCH AVENUE" !142  
1410 PRINT : : "IN 1775, LT. COL. HUGO": "O'CONNOR OF THE ROYAL": "SPANISH ARMY SELECTED THIS" !246  
1420 PRINT "SITE FOR A NEW FRONTIER PRESIDIO. THIS PARK IS THE SOUTHERN HALF OF THAT" !105  
1430 PRINT "PRESIDIO, THE PLAZA DE LAS ARMAS." !052  
1440 RETURN !136  
1450 PRINT "PIMA COUNTY COURTHOUSE": : "155 N. CHURCH AVE." !084  
1460 PRINT : : "THIS BUILDING COMBINES": "SPANISH AND SOUTHWESTERN ARCHITECTURE IN ITS COLUMNS," !200  
1470 PRINT "ARCHES, DECORATED FACADE, TILED DOME, INTERIOR COURT, AND FOUNTAIN." !098  
1480 RETURN !136  
1490 PRINT "GOVERNOR'S CORNER": : "177 N. CHURCH AVE." !206  
1500 PRINT : : "THIS WAS THE LOCATION OF THE EXPANSIVE, ONE-STORY ADOBE HOME OF LOUIS C. HUGHES," !037  
1510 PRINT "GOVERNOR OF THE TERRITORY FROM 1893 TO 1896." !031  
1520 RETURN !136  
1530 PRINT "OLD TOWN ARTISANS": : "186 N. MEYER AVE." !137  
1540 PRINT : : "NOW AN ARTISANS": "MARKETPLACE, THE TWO FRONT ROOMS, WHICH FEATURE": "SAGUARO-RIB CEILINGS," !243  
1550 PRINT "CONSTITUTE THE ORIGINAL ADOBE BUILT BETWEEN 1862 AND 1875." !088  
1560 RETURN !136  
1570 PRINT "SOUTHWEST PARKS AND": "MONUMENTS ASSOCIATION": "OFFICES AND BOOKSTORE": : "221 N. COURT AVE." !057  
1580 PRINT : : "PROCEEDS FROM BOOKS SOLD HERE ON ALL FACETS OF": "SOUTHWESTERN CULTURE AND" !002  
1590 PRINT "NATURAL HISTORY HELP FUND THE NATIONAL PARK SERVICE'S EDUCATIONAL AND RESEARCH" !011  
1600 PRINT "PROGRAMS.": : "THE HOUSE WAS ONCE THE": "STORK'S NEST MATERNITY WARD." !122  
1610 RETURN !136  
1620 PRINT "EL CHARRO": : "311 N. COURT AVE." !038  
1630 PRINT : : "A CONTEMPORARY VERSION OF A LONGTIME FAVORITE": "RESTAURANT, IT IS MADE OF" !136  
1640 PRINT "THE DARK STONE FROM SENTINEL PEAK.": : "IT WAS BUILT AS A FAMILY": "HOME IN 1900 BY JULIUS FLIN," !139  
1650 PRINT "A SKILLED FRENCH STONEMASON WHO WORKED ON THE": "ST. AUGUSTINE CATHEDRAL." !194  
1660 RETURN !136  
1670 PRINT "BETTERIDGE JEWELERS, LTD.": : "407 N. MEYER AVE." !127  
1680 PRINT : : "BUILT IN THE 1880S, THIS ADOBE BUILDING IS PART OF THE BARRIO PRESIDIO HISTORIC" !086  
1690 PRINT "DISTRICT AND WAS PLACED IN THE NATIONAL REGISTER OF" !076  
1700 PRINT "HISTORIC PLACES IN 1975." !147  
1710 RETURN !136  
1720 PRINT "THE OWL'S CLUB MANSION": : "378 N. MAIN AVE." !079  
1730 PRINT : : "LISTED IN THE NATIONAL": "REGISTER OF HISTORIC PLACES, THIS ONCE GRAND GENTLEMEN'S" !110  
1740 PRINT "CLUB BUILDING WAS DESIGNED IN 1901 BY HENRY TROST." !165  
1750 RETURN !136  
1760 PRINT "STEINFELD HOUSE": : "300 N. MAIN AVE." !147  
1770 PRINT : : "BUILT OF BRICK STUCCO IN": "SPANISH MISSION-STYLE AND DESIGNED BY NATIONALLY-KNOWN" !061  
1780 PRINT "ARCHITECT HENRY TROST AT THE TURN-OF-THE-CENTURY." !224  
1790 RETURN !136  
1800 PRINT "SAM HUGHES HOUSE": : "223 N. MAIN AVE.": "AT WASHINGTON ST." !248  
1810 PRINT : : "NOW A SERIES OF GARDEN": "APARTMENTS, THE HOME WAS": "SMALL WHEN HUGHES AND HIS" !248  
1820 PRINT "BRIDE MOVED INTO IT IN 1864. IT WAS ENLARGED TO": "ACCOMMODATE THEIR 15": "CHILDREN." !025  
1830 RETURN !136  
1840 PRINT "ROMERO HOUSE": : "ON MEYER, NORTHEAST OF THE  
(See Page 14)



## REGENA ON BASIC—

(Continued from Page 13)

- MUSEUM OF ART" !018  
 1850 PRINT : : "BUILT ABOUT 1868, IT IS PART OF THE TUCSON MUSEUM OF ART SCHOOL." !122  
 1860 PRINT : : "THE HOME WAS BUILT OVER PART OF THE ORIGINAL PRESIDIO WALL." !250  
 1870 RETURN !136  
 1880 PRINT "LA CASA CORDOVA" : : "175 N. MEYER AVE." : : : "THIS IS BELIEVED TO BE ONE OF THE OLDEST BUILDINGS IN" !193  
 1890 PRINT "TUCSON" : : "RESTORED AS A MEXICAN" : "HERITAGE MUSEUM, IT IS" : "LISTED IN THE NATIONAL" !046  
 1900 PRINT "REGISTER OF HISTORIC PLACES." !036  
 1910 RETURN !136  
 1920 PRINT "TUCSON MUSEUM OF ART" : : "140 N. MAIN AVE." : : "BUILT IN 1975, ITS EXHIBITS" !214  
 1930 PRINT "INCLUDE CONTEMPORARY WORKS." : : "PERMANENT COLLECTIONS" : "EMBRACE PRE-COLUMBIAN" !198  
 1940 PRINT "ARTIFACTS AND SPANISH" : "COLONIAL FURNISHINGS AND" : "PAINTINGS." !235  
 1950 RETURN !136  
 1960 PRINT "FISH HOUSE" : : "120 N. MAIN AVE." !026  
 1970 PRINT : : "BUILT IN 1868 ON THE SITE OF AN OLD BARRACK, THE HOME OF MERCHANT, ENTREPRENEUR AND" !052  
 1980 PRINT "POLITICAL REPRESENTATIVE EDWARD NYE FISH HAS 15-FOOT HIGH-BEAMED CEILINGS AND" !133  
 1990 PRINT "SAGUARO-RIB LACINGS." : : "THIS BUILDING IS NOW THE" : "TUCSON MUSEUM OF ART" : "LIBRARY." !141  
 2000 RETURN !136  
 2010 PRINT "THE MANNING HOUSE" : : "9 W. PASEO REDONDO" !005  
 2020 PRINT : : "TERRITORIAL IN STYLE, THIS BUILDING WAS BUILT IN 1900 BY LEVI HOWELL MANNING." !159  
 2030 PRINT : : "FORMERLY, IT WAS THE ELKS CLUB OF TUCSON N." !017  
 2040 RETURN !136  
 2050 PRINT "FEDERAL BUILDING" : : "301 W. CONGRESS ST." : : "THIS EIGHT-STORY EXAMPLE OF" !067  
 2060 PRINT "MODERN TERRITORIAL DESIGN STANDS ON HUGE CYLINDRICAL CONCRETE PILLARS." !053  
 2070 RETURN !136  
 2080 PRINT "ARIZONA STATE OFFICE BUILDING" : : "401 W. CONGRESS ST." : : "THE FRONT OF THIS RAMBLING," !073  
 2090 PRINT "PINK ADOBE STRUCTURE" : "FEATURES A COLORFUL MOSAIC COMPOSED OF INTRICATE INLAID TILES." !131  
 2100 RETURN !136  
 2110 PRINT "ARIZONA HISTORICAL SOCIETY JOHN C. FREMONT HOUSE" : : "151 S. GRANADA AVE." !141  
 2120 PRINT : : "BUILT BY THE JOSE MARIA SOZAFAMILY IN THE 1850S, THE" : "HOUSE BECAME THE RESIDENCE" !231  
 2130 PRINT "OF THE FIFTH TERRITORIAL GOVERNOR, JOHN C. FREMONT, IN THE 1880S." : : "RESTORED BY THE TUCSON" !086  
 2140 PRINT "HERITAGE FOUNDATION, IT IS OWNED BY THE ARIZONA" : "HISTORICAL SOCIETY." !052  
 2150 RETURN !136  
 2160 PRINT "TUCSON CONVENTION CENTER" : : "260 S. CHURCH AVE." !222  
 2170 PRINT : : "THIS COMPLEX INCLUDES A" : "SPORTS ARENA, CONVENTION FACILITIES, A CONCERT HALL," !037  
 2180 PRINT "A LITTLE THEATRE, LANDSCAPED GARDENS, PUBLIC PAVILIONS, AND PARKING AREAS." !045  
 2190 PRINT : : "1989 ADDITIONS INCLUDE AN EXHIBIT HALL, A GRAND" : "BALLROOM, AND A GALLERY." !046  
 2200 RETURN !136  
 2210 PRINT "CUSHING STREET BAR AND" : "RESTAURANT" : : "343 S. MEYER AVE." !065  
 2220 PRINT : : "THIS COMBINES THE JOSEPH" : "FERRIN HOME AND A COUNTRY STORE BUILT MORE THAN 100" !187  
 2230 PRINT "YEARS AGO AND IS NAMED FOR ARMY OFFICER HOWARD CUSHING." : : : "MONTIJO HOUSE WAS BUILT" !152  
 2240 PRINT "DURING THE CIVIL WAR AND" : "REMODELED IN THE 1890S INTO ONE OF TUCSON'S ELEGANT" : "VICTORIAN HOUSES." !030  
 2250 RETURN !136  
 2260 PRINT "TUCSON PUBLIC LIBRARY" : "MAIN BRANCH" : : : "200 S. SIXTH AVE." !230  
 2270 RETURN !136  
 2280 PRINT "U.S. POST OFFICE" !169  
 2290 PRINT : : "141 S. SIXTH AVE." !239  
 2300 RETURN !136  
 2310 PRINT "TRAILWAYS BUS DEPOT" : : "201 E. BROADWAY BLVD." !055  
 2320 PRINT : : : "GREYHOUND BUS DEPOT" : : "2 S. FOURTH AVE." !038  
 2330 RETURN !136  
 2340 PRINT "CONGRESS HOTEL" : : "311 E. CONGRESS ST." : : : "A 1934 FIRE THAT PARTIALLY DESTROYED THIS ELEGANT," !161  
 2350 PRINT "THREE-STORY HOTEL ALSO" : "ULTIMATELY LED TO THE ARREST OF JOHN DILLINGER AND HIS GANG." !087  
 2360 RETURN !136  
 2370 PRINT "SOUTHERN PACIFIC RAILROAD STATION--AMTRAK" : : : "400 E. TOOLE AVE." !010  
 2380 RETURN !136  
 2390 PRINT "VALLEY NATIONAL BANK" : : "2 E. CONGRESS ST." : : : "TUCSON'S FIRST SKYSCRAPER." !201  
 2400 PRINT : "GIANT MURALS IN SIDE THE" : "BUILDING DEPICT LIFE IN" : "EARLY TUCSON" !037  
 2410 RETURN !136  
 2420 END !139



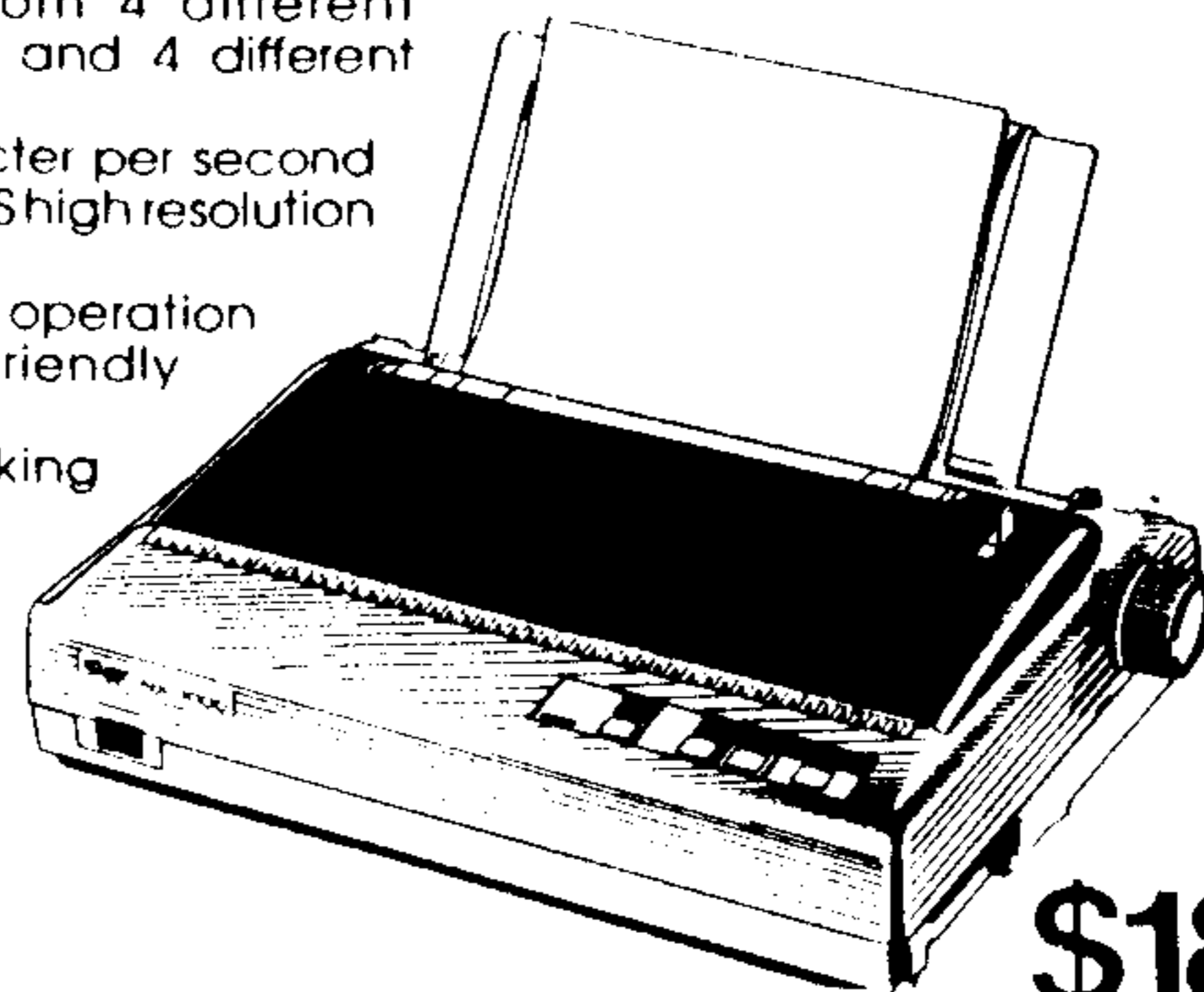


**NEW FOR 1990!**  
**STAR NX-1000-2 Multi-Font**  
**FASTER~WITH FULL**  
**99/4A COMPATIBILITY**  
**Buy A Star Printer**  
**And Get . . . .**

- The Most Advanced Printhead
- Letter Quality Type
- High Speed Operation
- Sophisticated Paper Handling
- Full TI® Compatibility

**9-Pin Dot Matrix Computer Printer with Near-Letter Quality Print Mode**

- choose from 4 different type styles and 4 different sizes
- 180 character per second draft, 45 CPS high resolution printing
- soft-touch operation with user-friendly panel
- paper parking lets you use both tractor feed and single-sheet paper


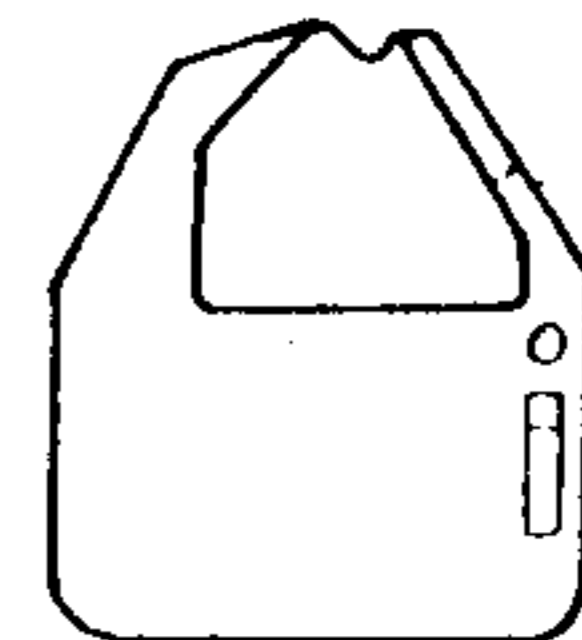


**\$189<sup>95</sup>**  
 +S&H

**Plus \$100 In FREE**

**Accessories, Software & Discounts.**

TEX-COMP has a great deal in store for you when you buy a STAR printer from us. With your purchase you will receive a free package of printer accessories and discounts on printer related software for the TI-99/4A with a total value of over \$100. For starters, you will receive free a \$19.95 copy holder, a \$9.95 copy of 99 Writer II, the disk version of TI Writer, a \$19.95 copy of Better Banners and the \$9.95 Better Banners Companion, a \$4.95 copy of the TEX-Comp STAR Demo disk, a \$7.95 spare ribbon and a \$9.95 Head brand printer care kit. In addition, you also receive a \$5 discount on a printer stand (reg \$14.95), printer cable (reg. \$24.95), and a RS232 card or CorComp PIO printer interface. All discounts must be taken at the time of the printer is ordered.



copy holder

**THE ALL NEW NX-1000-2\***

Here's the printer with the features you've been waiting for. **AVAILABLE NOW FOR IMMEDIATE DELIVERY!!!**

**A VERSATILE SELECTION OF FONTS AND TYPE STYLES**

The NX-1000 gives you plenty of options for attractive and creative text printing with Courier, Sanserif, Orator I and Orator-2 type styles, in a choice of Pica, Elite, Condensed Pica and Condensed Elite sizes. In addition, Italic Printing is available in all print modes

**HIGH RESOLUTION NLO AND DRAFT PRINTING**

Star's micro-precision engineering allows the NX-1000 to deliver excellent near letter-quality printing results at 45 cps, plus very presentable draft quality at 180 cps printing speed.

**STRAIGHTFORWARD OPERATION WITH USER FRIENDLY PANEL**

The operator panel on the NX-1000 is extremely easy to use and enables soft-touch selection of

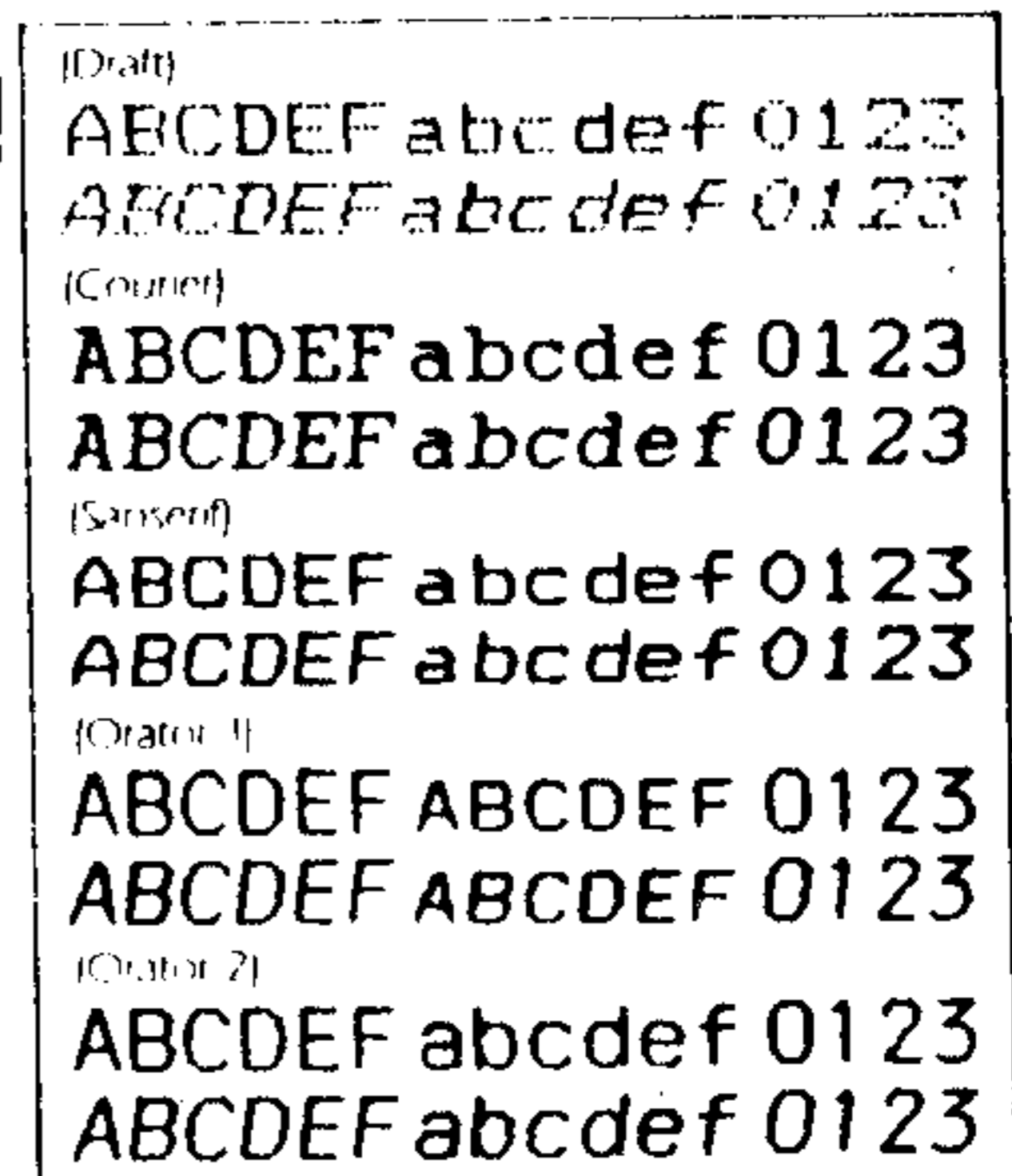
specific printing requirements. It also comes equipped with LED indicators for instant confirmation of power, type style, print pitch and on-line status.

**PAPER PARKING GIVES YOU THE BEST OF BOTH WORLDS**

You don't have to remove the tractor feeder when you want to print onto a single sheet of paper. With the NX-1000's paper parking function, you can take full advantage of tractor feeding while hanging on to the versatility that single sheet feeding provides

**WIDELY COMPATIBLE, HIGHLY CAPABLE AND VERY COMPETITIVE**

Featuring Epson-based control codes in the Standard mode and IBM Proprinter II in the IBM mode, the NX-1000 will perform outstandingly well with a host of different computer systems. And, with extra features like enlarged and proportional printing, it easily outdistances most other printers in its class



Draft and various NLO type styles

**NX-1000 RIBBONS NOW AVAILABLE IN RED, GREEN AND BLUE AT ONLY \$7.95 EA.**

**TEX+COMP**

America's Number One Computer Retailer

P.O. Box 33084, Granada Hills, CA 91344

VISA & MASTERCARD  
 HOLDERS CALL DIRECT

**(818) 366-6631**

**24 HOURS A DAY**  
 7 Days a Week!

**TERMS:** All prices FOB Los Angeles. For fastest service use cashiers check or money order. Add 3% shipping and handling (\$3.00 minimum). East of Mississippi 4% free shipping on all software orders over \$100.00. COD to be paid by cash or certified check. All TI products are sold with the original manufacturer's guarantee only (sent on request). Prices and availability subject to change without notice. We reserve the right to limit quantities.  
**NOTE:** Payment in full must accompany all orders. Credit Card Company Check or Money Order for immediate shipment. Personal checks require up to 4 weeks to clear. California orders add 8.25% sales tax.



## EXTENDED BASIC

# Transferring files between the 4A and PCs without a modem

By JERRY STERN  
©1990 J.L. Stern

Sometimes I need a text file in the wrong place. That is, my computer table has both a TI 99/4A and a PC-compatible computer on it, and they get equal space because I use them both. But sometimes the files I want are on the other system. I need to be able to transfer files anytime I want. There are several ways to do this, but not all of them are practical.

There are several programs available that will emulate an IBM drive on a TI 99/4A, but they require a double-sided, double-density drive. And of course, that disk drive needs a disk drive controller that can recognize double-density. The original TI controller card can't do that, although most of the other manufacturers' cards can. Ah, but my controller card dates back to when TI discouraged other manufacturers from doing business.

There has to be a cheaper option than upgrading drives and controller cards. Using two modems and a telephone line between them will work, but my computers are right next to each other, and they share just one external modem. And it has a maximum rate of 1200 baud. That's adequate, but not ideal, and modem file transfers of text files tend toward carriage return mayhem. The carriage return ghouls float through the phone lines, sprinkling some returns here and there, and stealing complete sets of them somewhere else. I think they breed extra carriage returns, because I always seem to get back more of them than I lost.

The easiest solution to this problem is to forget the ghouls, and a lot of other problems. I've simply wired the two computers together with a straight cable from one RS-232 port on one computer directly to the RS-232 port on the other computer. That shouldn't work. Two computers wired together that way would both try to send data on the same wire, and should similarly both try to receive data on another single wire. Two IBM PC's, or two clones, or two

TI 99/4As cannot be wired together that way.

When Texas Instruments designed the RS-232 card, they either were trying to be obstinate, or they were planning to sell the 99/4A as a terminal for a central computer. Wires No. 2 and No. 3 on the RS-232 connections are reversed from the conventional pattern. As it happens, those are the same wires that are crossed in a "null modem." That is a little gadget that allows two PC's, or a TI and a Geneve, to be wired together. It flips the data sending and data receiving wires around so that the two computers can get their signals straight.

When TI designed the RS-232 card, they either were trying to be obstinate, or they were planning to sell the 99/4A as a terminal for a central computer. Wires No. 2 and No. 3 on the RS-232 connections are reversed from the conventional pattern. As it happens, those are the same wires that are crossed in a 'null modem.'

When TI flipped those two wires, they caused us a lot of aggravation. In order to hook up a modem or most serial printers, we need a special cable that flips those two wires. The TI Impact Printer is the exception to that rule. It was ordered by TI from Epson to match that funny wire setup, so only the TI 99/4A can use it without converting it to a parallel printer.

Those flipped wires allow us to do only one thing more easily than we could do otherwise: we can hook a TI and a PC together without a null modem or any fancy cables, using just a plain DB-25 plug at the TI end, and whatever plug the PC needs at the other. Using a direct connection

means that we don't need a modem at either end, and therefore we aren't limited to the speed of our modems. The TI RS-232 board can handle up to 9600 baud. That's 9,600 bits of information per second. It takes eight bits to make a byte of data, and it takes one byte to send one character across a communication line. So 9600 baud would be 1,200 characters per second, but some time is taken up with error checking and spacing between characters. Effectively the speed is not that high, but it is still very good for our purposes.

So much for hardware. Let's try software. At the PC end, we'll need a terminal program like Procomm, or Boyan, or whatever you prefer. Any terminal software should be fine, because we won't need any special features beyond sending typed messages, logging incoming text to a diskfile, and sending (UPloading) an ASCII file to the remote system.

A word processor will be needed, of course. Any word processing program will do, but you will need search and replace capabilities that can handle not just characters like a, b, c, but also special codes like TAB, and RETURN. WordPerfect is great for this project. It can handle the special character searches, and it can place them in a macro, too. Macros can be a big help by performing all the steps of a complex series of procedures automatically.

At the TI or Geneve end, you'll need TI-Writer, or equivalent, and Telco, or similar. The requirements for this software are even less stringent than at the PC end. The word processor won't need any fancy search, replace or macro capabilities because the Extended BASIC programs TEXT-PC and PC-TEXT will take care of the special replacements. The terminal program only needs to be able to save an incoming text file as a log file on disk.

Of course, Telco could send an unprocessed text file to the PC without benefit

(See Page 17)



## EXTENDED BASIC—

(Continued from Page 16)

of TEXT-PC. It could, but without a lot of tinkering with the line settings, it would probably arrive as an unformatted mass of text with either a carriage return at the end of every line, or no carriage returns at all. Either way, that would make reformatting the text very difficult.

We'll look at sending files to the PC separately from receiving text files back. The techniques are similar, but some of the steps will vary slightly.

Begin with a text file. Choose something that is just text, with no formatter commands or embedded printer control codes. Save it in the usual fashion; from TI-Writer you may use either Save File (SF) or Print File (PF). Print file can either print the file to a printer, or it can save a file to disk without the tab line at the end. It doesn't matter which option you use. TEXT-PC will remove the tab line if it finds one. No special format is needed, but a file with no blank spaces on the left margin will be easier to format when it arrives at the PC. Got it? That's no blanks at the left end, no formatter commands, and no embedded commands for the printer.

Load TEXT-PC. Think of it as TEXT going TO the PC. Next month's program will bring it back. On the PC, load the terminal program, and set the communications options. Use 9600 baud, eight data bits, one stop bit, and no parity. Turn the echo off. Most bulletin boards use these same settings; 1200 baud with 8N1 is used on most boards. You might not have to change any setting other than the baud rate.

Next, turn on the log file at the PC. You will need to provide a new name (and probably a path) for the new file.

Now, with the log waiting at the PC, run TEXT-PC. The settings for communication are already set in the default port setting: "RS232.BA=9600.DA=8.PA=N.CRLF" In English, that's 9600 BAud, eight DATA bits, No PARity, and add no Carriage Returns or Line Feeds. Press ENTER to use the default port setting. You could use a disk file, but we'll try that a little later. TEXT-PC will ask for a file name next. Enter the drive number and file name and press ENTER.

The file should start appearing on the PC screen. When TEXT-PC asks about prin-

### Quick Reference: from TI to PC

1. Prepare a text file: No formatter commands or printer codes.
2. At PC: Load terminal program. Set parameters: 9600 baud, 8 data bits, 1 stop bit, no parity. Open a log file.
3. At TI: Run TEXT-PC. Send text file over cable to PC. Shut down TI.
4. At PC: Close log file.
5. Load log file into word processor.
6. Search: remove all carriage returns.
7. Search and replace: replace `||` with carriage return and TAB.
8. Save the file.

ting another listing, close the log file on the PC. If you do want to send another file, reopen a new log file under a new name.

No, we're not done. The file that TEXT-PC sent over the cable is a little unusual. In order to make this process easier for anybody, I've eliminated the worrisome decisions about how to scare off the carriage return ghouls. Normally, both the sending program and the receiving program can add a return, remove the returns, or leave them alone. The same options apply, again on both ends, for line feeds. That's three decisions times four choices. This must be where the ghouls multiply the carriage returns. Better to not give them the chance.

Since carriage returns usually limit paragraphs for reformatting in a word processor, they are needed in the file. Rather than mess with resetting all four of those options three different ways, TEXT-PC has simply removed all of the carriage returns, and replaced them with the symbol "`||`" instead. In order to prevent the file from being fractured at random by the receiving terminal program, a single blank space has been added at the end of each line.

This is where those search and replace capabilities come in. Load the logged text file into your PC word processing program. It will look all smashed together, as if it were all one big paragraph. On some programs, it will appear as just one line. If that happens, just scroll down, and the text should reformat so that it all becomes visible. Go to the top of the file. Using the search and replace function, search globally for every occurrence of "`||`" and replace each of them with a carriage return and a TAB. (Globally means all of them, or "no confirmation.") If you prefer block format

instead of indented paragraphs, replace with two carriage returns and NO tabs, instead. The text should now reform into a properly formatted set of paragraphs.

If your word processor on the PC has macros, create a macro that includes all of the conversion steps above. Be sure to begin with the instruction to go to the very beginning of the document to start the searches.

That's about it for sending text from the TI to the PC. The program itself is very simple. TEXT-PC simply opens a source file, reads a line, replaces any carriage returns it finds with, adds one blank character, and sends it over the cable to the other computer. One variation is possible. If your two computers are separated by precisely the distance that separates your home and office, and therefore the cable between them is a phone line, it may be easier to go ahead and use Telco to do the sending. If you are sending the data in care of a bulletin board, or BBS, then definitely use Telco for the entire process. In that case, substitute a file name when TEXT-PC requests confirmation of the RS232.BA=9600... port description. That will send the doctored file to a disk file, and that new file can be sent to the remote computer, or via the BBS, as an ASCII upload.

While you are looking up macros on your PC word processor, write another one. Make one that will start with a normal text file, add `||` before each carriage return, without removing any, and add `||~||` at the very end of the file. You'll use that next month to prepare a text file to go back the other way, from the PC to TI-Writer.

(See Page 18)







## TRIALS OF A c99 BEGINNER—

(Continued from Page 18)

the first field. In other words, the first keyword might be PEN-  
NY or PEN or INDIAN or IND or NICKLE or NIC or BUF-  
FALO or BUF, etc. The whole word does not have to be used,  
just enough to keep from getting mixed up with other keywords,  
if used. Any consecutive group of characters can be used as a  
keyword (including a blank). Each of the next three fields in the  
record contains the date, the condition, the location, and the value.  
You, of course, can choose your own abbreviation scheme. For  
this example, the last eight columns of each field are used for  
the coin value. This value must be converted to a floating-point  
number so that a total can be obtained.

A total of five keywords may be used. If two keywords, PEN-  
NY and 1906, are used, the 1st two fields of this record are printed.  
If NICKLE and 1919 are used, the 1st and 3rd field are printed.  
The coin type (first keyword) may be omitted. If only a date is  
chosen as the keyword, the first field with all fields containing  
that date will be printed. If only one keyword, BUFFALO, is  
chosen, all BUFFALO nickles will be printed. If only one  
keyword, BU, is chosen, all BUFFALO NICKLES and all BU  
condition will be printed. If you want to print out only BU type  
coins, choose BU followed by a blank for the keyword. Or you  
could use a blank as the first keyword and BU as the second one.  
A total is printed at the end of the printout.

In order to use the floating-point function stof(s,f) to convert

the string s to the float array f, there can not be any leading blanks  
before the number in the string. A function value(d,a) is written  
to eliminate the leading blanks. Actually, all that is done is to move  
the pointer to the right before converting.

The `findstr()` function with the program uses pointers rather  
than arrays as in the April issue.

```

/*INVENTORY SEARCH PROGRAM*/
#include DSK1.STDIO
#include DSK1.FLOATI
main()
{
  char buff[81],fnc[25],ic[5],c[21],d[21];
  int a,b,col,in,i,out,pr,k,fn,r,k1,k2,t;
  int n,nr,blen,j,x,m,keyln,yn,pt,cl,p,u;
  char key[6][20]; /*keywords*/
  int keylen[6]; /*length of keywords*/
  char kk[20]; /*one keyword for argument*/
  char s[10];
  float amt[8],tot[8];
  puts(" INVENTORY SEARCH PROGRAM\n");
  puts(" Charles E. Kirkwood, Jr.\n");
  puts(" Box 1241, Clemson, SC 29633\n");
  puts("Input disk and file name ");
  fn=getc(fnc);

```

(See Page 20)


# Hard Disk Users!

*HardMaster* is the most capable sector editor available for the *HFDC*! Fix corrupted files, back-up essential information, get a "tree" like listing of your directories and files, and much more! Also excellent for use with floppies. Easy to use and with extensive documentation on hard-drives, the essential tool for any *HFDC* user. Requires *HFDC* system, disk, 32K or Geneve. By Colin Christensen.

Only **\$14.95** Asgard Software  
 P.O. Box 10306  
 Rockville, MD 20849  
 (703)255-3085

Plus \$1.00 S&H  
 (Airmail add  
 \$3.00)





**LAFAMME & WRIGLEY  
WHOLESALE**

5480 Canotek Road, Unit #16  
GLOUCESTER, ONTARIO  
K1J 9H6  
TEL: (613) 745-2225 Fax: 744-4784

LAFAMME & WRIGLEY DATA PHONES:  
DELPHI "JANELAFAMME" (no space)  
CompuServe "76046,2006"  
Ottawa BBS(TELLINK) (613) 738-0617

*Authorized Distributor for the following:*

ASGARD Software JP Software LGMA Products  
 Insebot, Inc. MYARC, Inc. T and J Software

**Support your Canadian dealers:**

**COMPUTER DOWNLOAD  
UNLIMITED**  
 8 Talon St.  
 North Bay, Ontario  
 P1A 1N5  
 (705) 476-9391  
 Data (TELLINK) 476-3043  
 CompuServe "73657,3617"  
 DELPHI I.D. "CDU"

**DATA\*PORT**  
 2846 Gottingen St.  
 Halifax, N.S.  
 B3K 3E1  
 (902) 454-0232  
 Data (TELLINK) 455-2076

*Dealer enquiries welcome!*



## TRIALS OF A c99 BEGINNER—

(Continued from Page 19)

```

col=81;
puts("Input number of key words ");
n=atoi(gets(ic));
while(n>0)
{
    in=fopen(fn,"r");
    puts("Input number of matches required ");
    nr=atoi(gets(ic));
    puts("Do you want a print out? (Y/N) ");
    yn=getchar();
    if(yn=='Y')
        pt=fopen("PIO","w");
    b='a';
    puts("\nInput key word(s), terminate each with <ENTER>");
    putchar(10);
    for(i=1;i<=n;++i) /*input keywords*/
    {
        gets(buff);
        strcpy(&key[i][0],buff);
        keylen[i]=strlen(&key[i][0]);
    }
    putchar(10);
    u=0;
    itof(0,tot);
    k2=20;
    c1=20;
    while(b)
    {
        p=0;
        b=fgets(buff,col,in); /*input record*/
        k1=0;
        seg(c,b,k1,k2);
        keyln=keylen[1];
        strcpy(kk,&key[1][0]);
        p=fndstr(c,c1,keyln,kk);
        k1=k1+20;
        while(buff[k1])
        {
            r=p;
            seg(d,b,k1,k2);
            for(m=1;m<=n;++m)
            {
                keyln=keylen[m];
                strcpy(kk,&key[m][0]);
                k=fndstr(d,c1,keyln,kk);
                r=k+r;
                if(r)=nr
                {
                    if(yn=='Y')
                    {
                        fputs(c,pt);
                        fputs(d,pt);
                       putc(10,pt);
                        value(d,amt);
                    }
                }
            }
            r=p;
            fexp(tot,"+",amt,tot);
        }
        k1=k1+20;
    }
    puts("TOTAL VALUE = $");
    fpput(tot,s);
    fclose(in);
    if(yn=='Y')
    {
        fputs("TOTAL VALUE = ",pt);
        fputs(ftos(tot,s,0,0,2),pt);
        fclose(pt);
    }
    puts("\nType 0 to stop.");
    puts("\nInput number of key words ");
    n=atoi(gets(ic));
}

/*SEARCH FUNCTION*/
fndstr(b,blen,keyln,kk)
int blen,keyln;
char *b,*kk;
{
    int i,j,p,s,k;
    p=blen-keyln;
    j=0;
    while(j<=p)
    {
        if(*kk==*(b+j))
        {
            s=0;
            while((s<keyln)&*(kk+s)==*(b+j+s))
                ++s;
            if(s==keyln)
            {
                k=1;
                return(k);
            }
        }
        ++j;
    }
}

```

(See Page 21)



## TRIALS OF A c99 BEGINNER—

(Continued from Page 20)

```

    }
  }
  ++j;
}
k=0;
return(k);
}

/*COPY A SEGMENT OF A STRING*/
seg(y,x,m,n)
char *x,*y;
int m,n;
{
  int i,k;
  k=m+n-1;
  for(i=m;i<=k;++i)
    *y++=*x+i;
  *y=0;
  return;
}

/*VALUE FUNCTION*/
value(d,a)
char *d;
float a[];
{
  int m,n;
  char *e;
  m=12;
  n=8;
  e="          ";
  seg(e,d,m,n);

```

```

while(*e==' ')
  ++e;
stof(e,a);
return(a);
}

```

Some amount of compilation and assembly time can be saved by including the needed functions, `atoi()`, `strlen()`, `strcmp()`, `strcpy()` along with your program rather than include the entire `STRING` and `CONV` libraries. Don't forget to link `CSUP`, `CFIO`, and `FLOAT` with your program after assembly.

### MICROpendium INDEX

Do you have your MICROpendium index? If you haven't, you can obtain an index disk by sending \$5.00 to MICROpendium. It is well worth the money.

There have been a number of index programs in the magazine over the last couple years. Most of them have been in Extended BASIC with the index in DATA statements. A considerable time and effort went into going through the magazines for this information. Each program on the index disk sorts the annual index in an alphabetic order and prints it out. Also included on this disk is a program by Jacques GrosLouis for retrieving specific articles using keywords.

The April 1988 c99 program `SEARCH` can be used for any D/V 80 file, which can also include an index. But there is one important thing missing — data for the program, an index. Now, this program can have data very easily by getting this index disk, modifying the programs slightly to store the index files on disk in a D/V 80 format. Each article should be stored as a separate record. In this way you can add additional information as you see fit to help you when you want to make a search later on. In the same April 1988 issue is an I/O program in which you can merge yearly indices as you desire.

# Expanding your system

## Adding a disk drive, what to expect and what to look for

By JOHN KOLOEN

I think it is safe to say that anyone who is serious about using his computer should seriously consider acquiring a disk drive. A disk drive and controller are more important than memory expansions, RAM-disks, printers or color monitors. The only piece of equipment that might be more important than a disk controller/disk drive system is a Peripheral Expansion Box, though you can have a disk drive system without a PEB by using a CorComp Micro Expansion System or stand-alone sidecar disk controller.

For the purposes of this article, we'll

look at three system variations: a PEB with controller and disk drive; and briefly a MES with a disk drive; and a sidecar controller with a disk drive. The last of these is not recommended, but it is better than relying on a cassette recorder for data storage.

### ENTRY LEVEL CASSETTE SYSTEM

Cassette storage of data is an entry-level system that allows buyers of the TI console to save and load relatively short BASIC and Extended BASIC programs. It was not designed to utilize memory expansions, assembly language programs or other powerful tools. This isn't a bad arrangement as

long as you are satisfied with using cartridge-based software. But the best software isn't available on cartridge. While there may be several hundred cartridge-based programs, there are thousands of programs that aren't on cartridges. In fact, there are devices, which we'll get into in a subsequent installment, that allow you to dump the contents of most cartridges to disk and load and run them without the cartridge.

Anyone who has upgraded from a cassette to a disk system probably remembers the first time he used the disk drive. I know I do. The first time I accessed the drive I

(See Page 26)



**TEX+COMP**  
Celebrating Our Tenth Year

ONLY **\$4.95** Per Disk

**FREEWARE** THE TOP IN QUALITY, SELECTION AND VALUE

•• Public Domain and Shareware for the Texas Instruments TI-99/4A Computer.

**INCREDIBLE SOFTWARE**




**BONUS**

FREE DELUXE DISK STORAGE CASE WITH EACH ORDER OF FOUR OR MORE DISKS!!!

GAMES • BUSINESS • GRAPHICS • WORD PROCESSING • UTILITIES • DATABASE • MUSIC • COMMUNICATIONS • HOME

The TEX-COMP Freeware program is a disk distribution service which is operated to support the TI-99/4A user and programmer and to keep the TI-99/4A the best value in the computer world. The nominal charge (4.95) that is charged for each title is for distribution services only and includes the cost of duplication, premium grade disks, labels, advertising and packaging including plastic disk cases that we include at no extra cost with orders of four or more disks. When a program requires more than one disk side, we supply a floppy or even a second disk at no extra cost. The programs we distribute come from all over the world and are either public domain or the author has expressly agreed to freeware distribution or has placed the program into freeware distribution by providing it to a commercial bulletin board service.



**#1. THE SINGING TI-99/4A SPEECH & MUSIC DISK**

This is the disk everyone is talking about. The computer voice actually sings to animated graphics. Includes routines by master programmer Ken Gilliland. Bert & Earnie, Maltilda & much much more. 2 disk sides, speech & 32 K req. Exbasic autoloader.

**#2. WHEEL OF FORTUNE, BLACKJACK & JOKER POKER**

Three fantastic freeware programs on one disk. Professional quality and the best "wheel" game around at any price. Vanna would love it!

**#3. DUMPIT**

This disk helps you transfer many TI modules to disk. Recommended for users with some programming ability. Ed/Assembler and "widget" recommended.

**#4. PRINTART**

Two disk sides filled with files that print out great quality pictures on most printers. Many famous TV and comic characters on this disk. "Beam me up Scotty."

**#5 ORIGINAL TI SALES DEMO DISK WITH TI-TREK GAME**

This disk is packed full of assorted files of all types. Graphics, speech etc. Contains complete TI-TREK game for Speech Editor or TE-II module.

**#5A. TI MUSIC/GRAPHICS**

A great collection of music and matching graphics. Great examples of music & sprite programming.

**#6. EXBASIC MUSIC**

A two disk side collection of music & graphics that we consider some of the best.

**#7. SPACE SHUTTLE MUSIC/GRAPHICS**

One of the real outstanding examples of programming. This disk has it all. Great graphics, music, and continuity. A real salute to the space program. It is almost like watching a movie!

**#8. LOTTO PICKER**

This program randomly generates numbers for use in the various state lotto games and even runs a simulated lotto game. Easy to modify for pick 6 etc. games. A great learning and fun disk.

**#9. MONA LISA PRINT OUT**

This disk prints out a near photo quality picture of that lady with the classic smile. We understand it was made by digitizing the original with a super powerful computer and converting the output to run on the TI-99/4A. Impresses everyone who sees it! Requires Epson printer compatibility.

**#10. GOTHIC PRINT**

This disk lets you type out a phrase on the screen and then print it out in gothic (Old English) style. Looks like hand-lettered calligraphy. Use for invitations, announcements and business cards.

**#11. ANIMATED CHRISTMAS CARD "WOODSTOCK"**

This disk was actually originally sent to TEX-COMP as a greeting from master programmer Ray Kazmer. It was just too good not to share! One of the best examples of computer animation and graphics you will see on any computer!

**#12. TI-99 OLOPY**

This great piece of programming actually simulates and plays the famous board game. For legal reasons we cannot name the game but "do not pass Go! but go directly to Jail!"

**#13. STRIP POKER (PG RATED)**

Play Poker against your TI-99/4A. When you win a hand she loses--a piece of her clothes that is. Don't worry about being a lousy poker player. Another file is included where you don't even have to know an ace from a king.

**#14. FIGURE STUDY (PG RATED)**

A collection of Playboy type centerfolds that can be printed out at your command. Use with any printer.

**#15. STAR/EPSON PRINTER DEMO**

This 2 sided disk contains a large collection of demo programs to put your Star/Epson compatible printer through its paces. Learn what control codes can do! Lots of text and graphics examples. Second side has a great tutorial on printer graphics with examples!

**#16. SIDWAYS PRINTOUT**

This program allows you to print out the material from your printer sideways. Great for spreadsheets, banners and large graphics. Second side contains some new enhancements for Multiplan not available on the TI upgrade.

**#17. TI FORTH DEMO**

This demo disk was released by TI to show the power of Forth. Fantastic music and graphics. Ed/Assem and 32K required!

**#18. TI DIAGNOSTIC**

This program loads into the Mini-Memory module and checks out your entire system. Much better than disk based diagnostics that cannot be used if a problem in the disk system is at fault. Complete documentation on second side.

**#19. TI WRITER/MULTIPLAN UPGRADE**

This disk released by TI adds real lower case to your TI Writer, speed to Multiplan and other enhancements. Easy to use, just substitute new files for old! Instructions included.

**#20. ACCOUNTS RECEIVABLE**

This self contained prize winning program loads and runs in Exbasic and has all the features found in a professional accounting system. Complete with documentation and a second disk side with report generating programs.

**#21. DATA BASE DEMO DISK**

A professional data base program that was originally written to store various magazine articles from computer magazines and then find them by name, subject, key word, or publication. Fast, easy to use and easy to adapt for other applications. Come complete with sample data to make learning data base processing easy. Completely menu driven and unprotected.

Send order and make checks payable to

**TEX+COMP**

P.O. BOX 33084 — GRANADA HILLS, CA 91344

TERMS: All prices F.O.B. Los Angeles. For fastest service use cashiers check or money order. Add 3% shipping and handling. \$3.00 Minimum. Fast of Mexico add 4.95. Add 3% for Credit Card orders. Prices and availability subject to change without notice. We reserve the right to limit quantities.



TEXAS INSTRUMENTS



24 Hour Order Line

**(818) 366-6631**

NOTE: Payment in full must accompany all orders. Credit card, company check or money order for immediate shipment. Personal Checks require up to 4 weeks to clear. California orders add 6.75% sales tax.



# TEX+COMP

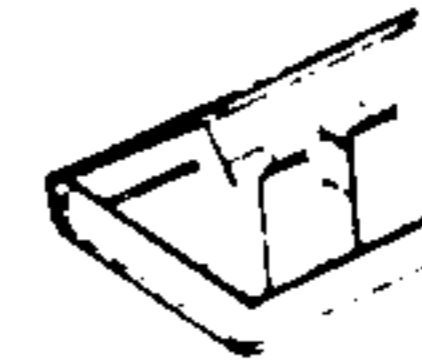
Celebrating Our Tenth Year

## FREEWARE

•• Public Domain and Shareware for the  
Texas Instruments TI-99/4A Computer.

ONLY **\$4.95** Per Disk

Public Domain and Shareware Programs to Meet Your Every Computing Need.



**BONUS**

FREE DELUXE DISK STORAGE CASE WITH EACH ORDER OF FOUR OR MORE DISKS!!!

### #22. ASTROLOGY

This one is as good as anything you will see in an arcade. Great color graphics and displays of the Zodiac. Enter your birthdate and learn about your sign, your lucky days and famous events in history on your birthday. Even prints out a report. Can be used as a great moneymaker at a charity event. Help guide your spouse's career.

### #23. WILL WRITER

Enter your answers to a group of computer asked questions and this program then writes you a last will and testament. Now you can leave your TI-99/4A to your favorite nephew. Works with any printer. Appears legal in all states but better check that out!

### #24. ENGINEERING CALCULATIONS

A two sided computer handbook of dozens of the most often used engineering and technical formulas. A real time saver. Does conversions, calculations and even designs electrical circuits. A must for anyone whose profession or hobby involves scientific calculations. Even has medical and communications applications.

### #25. MEDICAL ALERT

This disk contains many menu accessible files covering most everyday medical emergencies. A good "what to do until the doctor or paramedic comes" guide. Well written and organized. Could very easily save a life!

### #26. R RATED GAME

It was bound to happen. A talented (but demented) programmer in Germany wrote an Invaders type game but with most unusual guns and targets. Definitely not what you would find at your neighborhood arcade. Not only a great party game but some great programming. You must be over 13 to order this one!!

### #27. KIDS LEARNING

An educator in Georgia put this two sided disk collection of educational programs together. Contains great material. Math, geography, reading improvement, and even IQ testing. All high quality programs for kids of all ages.

### #28. LOADERS AND CATALOGERS

We put together a collection of the best programs that catalog and load a group of programs on a disk. Just try them, pick the one you like and transfer it to another disk with the file name LOAD and you are in business.

### #29. LABEL MAKER I

Two great programs for making custom labels for disks, addresses video tapes or any other application. Even contains a graphic display of the TI-99/4A console. Now you can create custom labels of any number by just typing in the lines as you want them. Uses standard tractor labels.

Send order and make checks payable to

**TEX+COMP**

P.O. BOX 33084 — GRANADA HILLS, CA 91344

TERMS: All prices in U.S. dollars. Retail prices for cash. No minimum order. Add shipping and handling \$2.00 Minimum. East of Mississippi River. Add 10% for credit card orders. Prices and availability subject to change without notice. We reserve the right to limit quantities.

### #30. HOUSEHOLD BUDGET PRINTOUT

With this disk you print out the data you have stored with the TI HBM Module. HBM is a great module that can be used for many home and small business applications but TI forgot to include a printout function. This program comes with full instructions and we are sure that your HBM Module will now start being used. Fantastic programming job.

### #31. MORSE CODE TRAINER DISK

This disk has everything you need to learn and practice Morse Code for the various FCC license exams. It also is great for scout groups and school "ham" clubs for group training and merit badge qualification. Professional quality.

### #32. EXBASIC XMAS MUSIC

Two disk sides full of high quality xmas music that can be played throughout the holiday season and then used as a learning tool since it contains wonderful arrangements and graphics. Autoloading and menu driven.

### #33. CHECKERS & BACKGAMMON

A collection of great checkers and backgammon games for the TI-99/4A. These are professional in quality and will keep you busy for hours.

### #34. SOLITAIRE & SCRABBLE

Another collection of classic games for the TI-99/4A. Exbasic & 32K req.

### #35. PROGRAMMING AIDS & UTILITIES I

A collection of some unusual programs of interest to programmers. One program shows a group of opening title displays, another is a cross reference program as good as any of the commercial ones, plus a great disk management utility.

### #36. STRICTLY BUSINESS

A collection of various programs for evaluating loans, calculating interest, and other financial items such as return on investment and security performance. Two disk sides filled with financial and business related programs.

### #37. LAPD COOKBOOK

This unofficial police cookbook was put together by one of our boys in blue who is also a gourmet chef. (Yes, it contains jailhouse chili) Over 50 great recipes from soup to nuts on two disk sides and each separate side can be called up on screen or printer in exbasic from a menu. As good as any of the new PC computer cookbooks we have seen.

### #38. GREAT 99/4A GAMES VOL. I

A collection of professional games in assembly and exbasic that all load from a menu in exbasic. Includes a great ski game where you dodge the trees in a fast downhill run. We have included only the best.

### #39. GREAT 99/4A GAMES VOL. II

Still more of the great ones from all over the world. The quality, graphics and speed of many of these games will make you wonder why they were never released commercially.

### #40. ARTIFICIAL INTELLIGENCE

This disk contains the famous computer program "Eliza" where you type in a question or a problem you are having and "Eliza" helps you find the solution. Also contains one of the better bio-rhythm programs so you can analyze all your emotional problems at one sitting.

### #41. VIDEO GRAPHS MODULE BACKUP DISK

This disk is a backup of the discontinued Video Graphs Module from TI. For legal reasons, it can only be purchased for backup use by owners of the original module. Do not order UNLESS you have the original module and intend to use this disk only for backup purposes. Exbasic autoloading...

### #42. FUNNELWEB FARM UTILITY

You heard about this one, now direct from Australia is the latest version of this fantastic utility that puts everything at your command. From one program you can access word processing, editor assembler, telecommunications and just about everything else. A freeware program complete with documentation on a second disk side.

### #43. BEST OF BRITAIN, VOL I

Now for the first time, a collection of the best 99/4A games Britain has to offer including the famous "Billy Ball" series of arcade games. Great graphics, action and excitement.

### #44. LABEL MAKER I GRAPHICS

A disk filled with graphics for the Label Maker I disk (#29). Dozens of great graphics for custom labels!

### #45. BEST OF BRITAIN, VOL II

This disk contains an outstanding 3-D graphics adventure game for the TI-99/4A. Carfax Abbey lets you actually move through a four story mansion complete with bats and vampires. You actually are placed in each room and go up and down stairs and through secret panels. Legend of Zelda...look out!

### #46. SUPER TRIVIA 99

A great trivia game for 1 to 4 players with great questions and capability to add your own and print out the files. This one is a real challenge.

### #47. INFOCOM RAPID LOADER

If you have Infocom games this is for you. Loads all TI Infocom games in only 28 seconds and permits new screen colors and improved text display. Comes with all documentation on disk.

AUTHOR/RECD DEALER



TEXAS INSTRUMENTS



24 Hour Order Line

**(818) 366-6631**

NOTE: Payment in U.S. dollars only. Credit cards: Company the amount of order for immediate shipment. Personal Checks: require up to 4 weeks for clearing. Orders add 6% sales tax.



# TEX+COMP

Celebrating Our Tenth Year

# FREEWARE

•• Public Domain and Shareware for the Texas Instruments TI-99/4A Computer.

Public Domain and Shareware Programs to Meet Your Every Computing Need.

ONLY **\$4.95** Per Disk



**BONUS**

FREE DELUXE DISK STORAGE CASE WITH EACH ORDER OF FOUR OR MORE DISKS!!!

**#48. GHOSTMAN (from England)**

This Pacman/Munchman type game starts at a slow pace and slowly speeds up to a break-neck pace. A totally new experience.

**#49. DEMON DESTROYER (from France)**

This great assembly game starts where Invaders leaves off. Add features like descending aliens and closing walls. Hours of great arcade action.

**#50. OH MUMMY (from Germany)**

Move through the chambers of a Pyramid in search of hidden treasure. Fantastic graphics and great entertainment.

**#51. BERLIN WALL (from Canada)**

This game requires a mine field to be crossed before escaping from E. Berlin. Good graphics and a real challenge.

**#52. ANIMATION 99 (from Germany)**

THIS IS THE ONE!!! A demo disk filled with computer animation routines like you have never seen before on any computer. See famous cartoon figures move with more realism than on Sat. morning TV. This disk received a standing ovation when previewed at a local users group. We have even included instructions how to do it yourself on the second disk side. This one is a show stopper!!!

**#53. HACKER/CRACKER**

A collection of disk copying programs that copy TI disks by tracks. If one of these can't copy a protected disk nothing will. We included a collection of the very best ones including both TI and CorComp compatible. These programs require 2 disk drives and 32K of memory.

**#54. ASTRONOMY**

This program from Australia plots the heavens and teaches you about the solar system. A great learning and reference tool. Exbasic and 32k required. Don't confuse this one with our Astrology demo. They are not the same...ask Nancy!

**#55. SCREEN DUMP**

This program allows you to dump disk and even module programs to a Star/Epson compatible printer. Comes with easy to follow plans to build a load interrupt switch which is needed to dump module programs. This dump program by Danny Michael is considered the best of the bunch! Complete with documentation.

**#56. SPREAD SHEET**

OK, it's not Multiplan but it works great and handles many spread sheet applications. A great way to learn to use spread sheet software. Comes with full instructions and documentation.

**#57. TELCO**

Considered one of the best data communications programs for the TI-99/4A. Complete with documentation.

**#58. PR BASE**

The alltime most popular and widely used data base program for the TI-99/4A. A freeware program that is widely supported and updated.

**#59. GRAPH MAKER**

A collection of the best programs for producing graphs and charts from your data. Exbasic and printer.

**#60. FREDDY**

A fantastic game where you guide the hero through underground passages filled with danger. Nintendo quality, great graphics and fast action. One of the best we have ever seen!!!

**#61. THE MINE**

A fast action game from F.R.G. that will keep you going for hours. Many screens and skills required.

**#62. DISK MANAGER II MODULE BACKUP**

The complete TI Disk Manager II on Disk. For legal reasons it is only available to owners of the original module for backup use.

**#63. ASTROBLITZ/MAZOG**

A pair of great games that continue where Parsec and Munchman leave off. Imagine Parsec with enemy space craft coming from in front and in back of your ship!!!

**#64. MAJOR TOM/SPACE STATION PHETA**

A pair of great space games. These two are going to keep you in front of the 99/4A for hours. Great!

**#65. PERFECT PUSH**

An all new space game where you assemble and launch a rocket ship in outer space while avoiding a space monster. This one is professional in very way...graphics, speed and action!!!

**#66. HEBREW TYPEWRITER**

This program converts your TI-99/4A keyboard into a typewriter that displays Hebrew letters on the screen. Can also be printed when used in conjunction with screen dump program (included). Great for religious training or making your copy of the dead sea scrolls or ten commandments!

**#67. GENEALOGY**

Now you can set up your family tree and store or print out the records. Great for keeping track of family relationships and records.

**#68. CHESS**

The original computer chess game Sargon has been reprogrammed for the TI-99/4A. Now play chess with your computer. Documentation included. Exbasic autoloader.

**#69. COMPUTER PLAYER PIANO/KEYBOARD CHORD ANALYSIS**

A unique music program which displays a piano on the screen and actually plays your selections.

**#70. TI RUNNER II**

The very latest (and best) "runner" game based on TI Runner and Star Runner. Great action, graphics and entertainment.

**#71. KIDS LEARNING II**

Two more disk sides loaded with the best in educational programs. Kids improve their math, spelling and comprehension skills while having fun.

**#72. CERBERUS**

Fantastic space game from Germany. Pilot your ship through narrow and crooked channels in space without colliding. Great graphics and music.

**#73. CRYPTO (gram)**

One of the best word games we have seen for any computer. Set up like a TV game show with great screen displays.

**#74. LABEL MAKER II**

Make labels for holidays and special events. You compose the text and select the resident graphics for the occasion.

**#75. DISK CATALOGER**

Now you can organize your disk files with this great utility. Files, sorts, and prints your records. Easy to use.

**#76. PROGRAMMING AIDS AND UTILITIES II**

A collection of very useful material. Includes a program to convert basic to exbasic so your old basic programs will load & run in exbasic, even with graphics. Also includes two on screen diagnostic programs to test your keyboard and processor. A great merge utility is also on this disk.

**#77. MICROdex 99**

A database program by Bill Gaskill which files and retrieves data such as magazine articles. A sample database is included.

**#78. ARTCON+ BY RAY KAZMER**

ATTENTION GRAPHX AND TI ARTIST USERS!!! This program lets you convert Exbasic graphics to TI Artist and Graphx pictures. Also contains a new MAC-RLE (2) for converting from Artist to Graphx.

**#79. DM1000 V3.5**

One of the most popular disk managers for the TI-99/4A. Originally a rip-off of the CorComp manager, it has been improved and refined by talented users all over the world. This version is deemed the most reliable to date and is far advanced over the TI Disk Manager II. Distributed by permission from CorComp.

**#80. BIRDWELL DISK UTILITY**

A must if you are into programming and software development. Besides being a great disk manager, it has provision for copying sectors, comparing files and is menu driven. Complete with documentation.

**#81. HOME ACCOUNTING SYSTEM**

A complete family & small business accounting system including a checkbook manager, budget analysis, mailing list and an inventory program. Complete with documentation. Easy to modify for specific needs.

**#82. CROSSWORD PUZZLES**

This program from Australia creates a different puzzle each time you run it. Self contained with definitions and vocabulary taken from a leading crossword dictionary. Great crossword fun.

**#83. HOME APPLICATION PROGRAMS**

A two disk side collection of useful programs for the home. Includes banking, cooking, home bar guide, utility records, and much much more. Something for everyone.

Send order and make checks payable to

**TEX+COMP**

P.O. BOX 33084 — GRANADA HILLS, CA 91344

TERMS: All prices FOB and include postage and handling charges. Add \$3.00 for shipping and handling. \$5.00 Minimum. Eastern Mexico add \$4.00. Add \$1.00 for credit card orders. Prices and availability subject to change without notice. We reserve the right to limit quantities.

AUTHORIZED DEALER



TEXAS INSTRUMENTS



24 Hour Order Line

**(818) 366-6631**

NOTE: Payment in full must accompany all orders. Credit card companies check for money orders. All items are shipped. Personal checks require up to 4 weeks to clear. California orders add 6% sales tax.



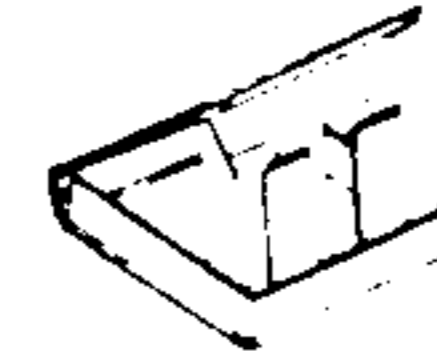
# TEX+COMP

Celebrating Our Tenth Year

## FREEWARE

Public Domain and Shareware Programs to Meet Your Every Computing Need.

ONLY **\$4.95** Per Disk



**BONUS**

•• Public Domain and Shareware for the Texas Instruments TI-99/4A Computer.

FREE DELUXE DISK STORAGE CASE WITH EACH ORDER OF FOUR OR MORE DISKS!!!

### #84. GALACTIC BATTLE/SPY ADVENTURE

A pair of great commercial quality games from EB Software of TI Runner fame. Galactic Battle is a space "trek" type strategy game for one or more players. Spy Adventure is an adventure game that will keep you guessing for hours.

### #85. AUTOBOOT UTILITY

This utility which can be installed on a disk loads and runs or displays most files. Now you can have a disk with exbasic programs, Editor Assembler programs and TI Writer files and run or display them all from exbasic.

### #86. COLUMN TEXT III V3.2

A very useful utility for printing TI Writer and 99 Writer II files in separate spaced columns. Saves hours in producing a newsletter. Complete with documentation.

### #87. ARCHIVER III

This utility allows you to "pack" or combine several files into one for space utilization. A number of boards are sending files packed to save transmission costs. This utility will let you pack and/or unpack these files.

### #88. AUSSIE GAMES VOL 1

A collection of games from our friends down under. Includes a great card game and board game. Hours of fun and entertainment. Includes Matchmaker & TILO.

### #89. PROCALC

This is an on screen calculator for decimal/hexidecimal conversions and much more. A must for the serious programmer.

### #90. JET CHECKBOOK MANAGER

This checkbook manager is considered the ultimate with every feature you can think of for keeping track of your checking account and keeping records of your spending for budget and tax purposes. Complete with documentation.

### #91. "THE MAZE OF GROG"(St. Valentine)

Ray Kazmer has created a great maze game with fantastic graphics and the characters from his now legendary "Woodstock" disk. Fun for all!!!

### #92. HOUSEHOLD INVENTORY

Written by 99/4 programming great Charles Ehninger, this prize winner originally sold for \$59.95. Keeps track of household, business or personal items by category and provides automatic updating for inflation etc. A must for tax and insurance records!

### #93. THE 1990 KBGB GIRLIE CALENDAR

This latest offering from programming master Ken Gilliland prints out a jumbo 12 month calendar with a knock-out centerfold pinup for each month. If you like our #14 Figure Study disk, you will flip over this one. For Adults Only!! Exbasic & d/m printer.

### #94. GREAT 99/4A GAMES VOL. 111

If you have seen vols. 1 & 2 of this series you know we only provide the very best. This latest volume is also filled with a collection of great ones!

### #95. WEATHER FORECASTER

The weather predictions are amazingly reliable and accurate! A great game "Lawnmower" and a mini database are also included to make this disk a fantastic value.

### #96. STATISTICS & SORTING

Two great assembly utilities by John Clulow. STAT is a set of statistic routines for use in exbasic. SORT allows sorting by two separate fields and a choice of two types of sorts.

### #97. MEMORY MANIPULATOR

This powerful utility lets you explore the entire memory in your 99/4A system and take apart what you find. User friendly!

### #98. DAYS OF EDEN & DOORS OF EDEN

Two bible games (non-fiction) that work with the TI Adventure Module.

### #99. GREAT 99/4A GAMES VOL. IV

This disk features the works of J. Peter Hoddie. All of these games are of commercial quality and well worth the donation requested!

### #100. ASSULT THE CITY (T. of DOOM)

An exciting game for use with the Tunnels of Doom module. Several Exbasic bonus games are included.

### #101. ENCHANCED DISPLAY PACKAGE

This screen enhancement utility lets you do 40 columns, windowing, reverse scrolling, clock/alarm, and a whole host of other great tricks in exbasic. Fully documented.

### #102. COLOSSAL CAVES ADVENTURE

This classic adventure now available for the 99/4A is what led to the Zork series. Hours of text adventuring.

### #103. SORGAN, THE 99/4A ORGAN

This program which is currently selling for big bucks on module turns your 99/4A into an electronic organ. Sound effects, different instruments and voices, chord forms, color graphics with complete control of all.

### #104. C99 COMPILER AND LIBRARY

This two-sided (flippy) disk gets you into C programming with your 99/4A. Comes with a great collection of utilities such as text & graphics. (E/A)

### #105. KING'S CASTLE+

A great arcade style assembly game formerly offered on module. Also includes an EB "Trek" game and a collection of sprite & graphics from Tigercub's Jim Peterson.

### #106. QUEST (Dungeons & Dragons)

One of the best D&D games around! You must destroy the Dark Lord to free your homeland! Complete with documentation on disk.

### #107. STAR TREK MUSIC ALBUM

Ken Gilliland's music and graphics version of the TV theme and the three motion pictures. (Exbasic)

### #108. FUNLPLUS BY JACK SUGHRUE

Fantastic disk packed with Funnelweb (#42) templates, utilities and prog. to augment and configure Funnelweb. Unbelievable collection of fantastic aids to make the best even better!

### #109. TI-WRITER MINI MANUAL

This disk prints out a five page TI Writer manual with everything you need to know to use TI Writer or the many clones such as 99Writer II. Additional aids for using this powerful word processor are included.

### #110. DISK + AID

A powerful disk sector editor formerly sold for \$20. Menu Driven and easy to use.

### #111. POP MUSIC & GRAPHICS

This exciting disk from Germany features music/graphics written in 100% assembly and what comes from the TI sound chip is sure to astound you.

### #112. INVOICE PACK

An excellent invoice preparation and printing program with instructions on how to modify it for your own business.

### #113. LABEL MAKER 3

A collection of label programs to create mailing and disk envelopes, disk labels and much more!

### #114. PANORAMA

A drawing and illustration program that compliments Graphx and TI Artist. A must for the serious 99/4A artist!

### #115. GRAPHICS DESIGN SYSTEM

A complete system for creating graphic screens in full color for your programs by J. Peter Hoddie. Fully documented.

### #116. FOURTH TUTORIAL

A lesson in FORTH programming on how to create graphics.

### #117. UNIVERSAL DISASSEMBLER

This powerful utility written in Forth allows disassembly of programs off disk in any format, in memory, and even off of P-Box cards. Very complete with some very unique features.

### #118. FAST TERM

One of the most popular and recommended of the 99/4A terminal emulator programs. Supports TE-II, ASCII, and X-Modem transfers, print spooling and more. Loads from Exbasic or E/A.

### #119. RAG LINKER

A utility for converting DIS/FIX 80 assembly object code files to PROGRAM image. This allows files to load faster and take up less space on disk. Full Doc

### #120. BITMAC

The original BITMAC is now available at \$4.95 with all original documentation. A powerful graphics program for the 4A which lets you print where you want, even over pre-existing text. Create great graphics in 16 colors, print text sideways, mirror image, upside down etc. etc. A must for anyone into 99/4A graphics. Comes with second bonus disk with utilities such as sign & banner makers. Even can computer generate your own signature!

### #121. SUPER YAHTZEE & WHEEL II

If you like Yahtzee this disk is for you. A great version written in high speed assembly. Also included is another version of Wheel of Fortune which also lets you create your own puzzles with a puzzle edit program included.

### #122. ADULT ADVENTURE

A truly adult adventure for use with the TI Adventure Module. Also included is a bonus adventure (not adult) "LOST GOLD" which is one of the better ones we have seen recently.

Send order and make checks payable to

**TEX+COMP**

P.O. BOX 33084 — GRANADA HILLS, CA 91344

TERMS: All prices FOB San Diego. For faster service use cash or check or money order. Add the shipping and handling \$5.00 Minimum. East of Mississippi \$6. Add the for Credit Card orders. Prices and availability subject to change without notice. We reserve the right to limit quantities.

AUTHORIZED DEALER



TEXAS INSTRUMENTS



24 Hour Order Line

**(818) 366-6631**

NOTE: Payment in full must accompany all orders. Credit card company check or money order for immediate shipment. Personal checks require up to 4 weeks to clear. All phone orders add 6% sales tax.



## EXPANDING YOUR SYSTEM—

(Continued from Page 21)

knew I was into something completely different and wonderful. It was akin to the feeling I had the first night I took the TI console out of the box and plugged it into a black and white TV on the kitchen table. It was like Christmas to a nine-year-old. Only I wasn't nine.

With the addition of a disk system, you are catapulted into a new realm of computing. Suddenly you are able to save and load programs in seconds, operations which took minutes with a cassette recorder. You can load and save these programs by name, too, instead of keeping track of their locations on a tape counter. No longer are you limited to viewing computer operations in a sequential manner.

Yes, owning a disk drive system can change your computing life. Now to the details.

**DISK CONTROLLERS**

Selecting a disk controller is relatively straightforward. If you have a PEB, you'll need a disk controller *card*. The card fits into the PEB. Disk controller cards have been manufactured by a number of companies, including Texas Instruments, Myarc Inc. and CorComp Inc.

Disk controllers are used to communicate between the computer CPU and the disk drive. The controller makes it possible to format disks — prepare them to hold data — and to copy, delete, protect or unprotect files and programs. These functions are done through disk manager software which is provided with the disk controller.

Each of the three above mentioned controller cards has unique characteristics. Examine the chart below:

**DISK CONTROLLER CAPABILITIES**

Disk format	CorComp	Myarc	TI
Single-sided	X	X	X
Double-sided	X	X	X
Single-density	X	X	X
Double-density	X	X	
Quad-density		X*	

\*Requires special EPROM

*Density* as used here refers to the compactness of the information stored on a disk. A double-density disk holds twice as much data as a single-density disk. Similarly, a double-sided disk holds twice as much data as a single-sided disk. See the chart below:

**CAPACITY OF DIFFERENT FORMATS**

Format	Capacity
SSSD	90 kilobytes
DSSD	180 kilobytes
SSDD	180 kilobytes
DSDD	360 kilobytes

You should notice that a double-sided, double-density drive lets you store four times the data as a single-sided, single-density drive. All other things being equal, you'd be better off with a DSDD drive than a SSSD drive.

**CONTROLLER DETERMINES FORMAT**

However, even if you have a DSDD drive, you may not be able to format DSDD disks. This depends on the capabilities of the disk controller. The TI disk controller, for example, doesn't support double-density formats. Incidentally, although manufacturers label their diskettes as being suitable for double-sided, double-density use, they are equally suitable for use as single-sided, single-density formatting.

Both the CorComp and Myarc floppy disk controllers (including the Myarc Hard and Floppy Disk Controller) support single-sided single-density through double-sided double-density. Here is a chart showing the formatting characteristics of the three controllers:

Format	Number of sectors per format		
	CorComp	Myarc	TI
SSSD	360	360	360
SSDD	720	640	NA
DSSD	720	640	720
DSDD	1440	1280	NA

A *sector* as used here refers to the subsections of a *track* that holds the stored data. It is the smallest addressable space on disk media. A track consists of a collection of sectors. In the case of a SSSD diskette, there are nine sectors per track and 40 tracks. Multiply 9 by 40 and you get 360, the number of sectors. A double-density disk would have 18 sectors multiplied by 40 tracks for 720 sectors. A DSDD disk would have 18 sectors multiplied by 40 tracks for each of its two sides to equal 1440 sectors.

The Myarc controller uses 9 sectors for SSSD and 8 sectors for another format. It uses 8-sector tracks because Myarc regards 8 sectors to be a better format than 9.

The upshot of this is that beyond SSSD, disks formatted on these controllers are not compatible with each other. In other words, a disk formatted using 8 sectors per track can't be read by a controller that looks for 9 sectors per track. This is one reason why the bulk of TI software is distributed on SSSD disks, to maintain compatibility with all controllers.

Which is better: 8 or 9 sectors per track? I don't think it matters to the majority of users. Some people like CorComp products, others like Myarc, and the rest don't care one way or another. Both are more flexible than the TI controller. Incidentally, both the CorComp and Myarc floppy controllers will handle up to four floppy disk drives, and the TI will handle up to three.

Once you've decided on a controller, the next step is to obtain a disk drive. This is the easy part. Virtually any 5.25-inch floppy drive that will work on a PC will work on a TI. This means that disk drives meant for Commodore 64 or Atari or Apple computers won't work. But those that are installed in PC clones will. They are available from a variety of sources, including advertisers in this magazine.

Assuming you've got a PEB, you will be installing a drive in the PEB itself. Since the PEB has its own power supply all you will need is the drive. But should you get a *full-height* drive or should you get a *half-height* drive?

A full-height drive is twice the width of a half-height drive. The PEB drive slot is designed to accept a full-height drive. However, it will also hold two half-height drives. And two drives are better than one. But, if you try to install two half-height drives in the PEB you have to modify the power connector. If you aren't handy around electrical devices, you may want to purchase a kit designed to make this project simple. Tex-Comp sells an installation kit for two half-height drives for \$29.95. Those who are more adventurous or knowledgeable can proceed on their own.

Let's say for now that you want to install a single drive in the PEB. I recommend that whatever you get that it be capable of handling DSDD disks. These drives are available virtually everywhere since these

(See Page 27)



## EXPANDING YOUR SYSTEM—

(Continued from Page 26)

are the drives that are used in PCs. Even if you use a TI controller card, which can't format DSDD, it can still use the drive for DSSD or SSSD. Generally, the DSDD drives are better built than the older DSSD drives.

### MAKE SURE YOU'VE GOT CABLES

Once you've got a drive, you'll need to have cables. In most cases, your disk controller card should come with a short ribbon cable to connect a drive to the PEB, a second longer ribbon cable to connect the controller to external drives, and a small wafer board adapter used to connect external drives. (If you buy a used controller, make certain that it includes the two cables, the adapter board and a complete manual. If it doesn't include the cables you will definitely be inconvenienced in obtaining what you need, especially if you don't live in a relatively large city with large electronic supply businesses.)

The short cable is used to connect the internal PEB drive to the disk controller. One end plugs into the disk drive and the other plugs into the controller. A four-pin molex connector is used for connecting the disk drive to the PEB power supply. Once the cables are connected, you seat the drive in its slot and fasten it with machine screws.

External floppy drives — drives that aren't installed in the PEB — require a power supply and disk drive enclosure. You will also need to set some dual inline pins (DIP) according to the manufacturer's instructions. You'll also need the cable and adapter board that comes with the controller card.

The manuals that come with any of the above mentioned controllers are quite thorough about installation procedures, and I won't try to duplicate them here. (The December 1988 MICROpendium carried an article about installing disk drives.)

### DISK DRIVE WITH A MINI-EXPANSION SYSTEM

Everything about disk drives above is the same for the CorComp MES. The only difference has to do with the controller card. The MES comes with the CorComp disk controller install-

ed. You plug a cable from the MES to the drive and off you go. However, the drive must have its own enclosure and power supply since the MES doesn't have a power supply. Like the card version of the CorComp controller, the MES version also handles up to four floppies.

### DISK DRIVE

#### WITH A SIDECAR CONTROLLER

With a sidecar controller, you are pretty much on your own. TI manufactured these devices prior to developing the PEB. The controller plugs into the right side of the console and the disk drive is plugged into the sidecar controller. Like the MES, the drive you use must have its own enclosure and power supply. The TI controller supported only SSSD drives.

Several manufacturers produced these types of devices but none has been produced for several years. If you find one, it will probably be used. It is unlikely that you will ever find anyone to support these third-party controllers. I do not recommend them since they could easily prove to be more trouble than they are worth, especially for novices. Those who currently use these devices more than likely purchased them when they were still being produced and

could obtain support from the manufacturer or vendor.

### WHAT'S IT GOING TO COST?

You can figure on spending about \$150 for a new floppy disk controller (including cables and manual). Cost of a floppy drive without power supply for installation in the PEB will vary depending on whether you go full-height or half-height. For a new full-height drive, expect to pay \$60 or less, and for a new half-height drive expect to pay \$80 or less.

For external drives, the cost of a full- or half-height drive with enclosure and power supply should set you back about \$120.

If I were going to install two drives, I'd give serious consideration to obtaining two half-height drives and an installation kit for the PEB since this would avoid the additional cost of having to purchase an external enclosure and power supply.

Avoid the temptation of buying the cheapest drive you can find. In most cases, you won't actually be able to examine the drive before purchasing it so either select a well-known brand name or buy from a vendor that you are familiar with or who has been in business for years. Established business get established because they satisfy their customers.

Prices of used equipment vary considerably. Good places to look for used equipment are classified ads in MICROpendium, local newspapers and other computer publications. However, most other magazines charge so much for classified ads that only commercial dealers can afford them. Also, check out pawn shops, Goodwill stores, flea markets, computer fairs and other places that deal in second hand goods.

The main word of advice I have on purchasing used equipment is to make sure that it works before you pay for it. A used disk drive for \$30 may look like a great bargain. But if it needs to be realigned — a common problem with older drives — it could easily cost you another \$50 to get it to work. Suddenly your \$30 drive costs more than a new one.

**Next month: RS232 cards, modems and printers.**

### Myarc HFDC in a class by itself

You may have noticed that the main article didn't have much to say about Myarc's Hard & Floppy Disk Controller card. That's because this device is in a class by itself, both in terms of price and capabilities.

The device costs about \$250-\$300 and allows you to control up to four floppies and three hard drives on a 99/4A. With the addition of an 80-track EPROM, it can also use quad-density, 3.5-inch drives. Disks formatted on these drives hold up to 720 kilobytes of data, twice what a DSDD 5.25-inch disk will hold.

I recommend the HFDC to anyone who eventually wants to upgrade to a hard disk system. It is the only hard disk controller available for the TI, other than Myarc's old Winchester hard disk (reviewed in the March 1985 MICROpendium).

The HFDC was reviewed in the September 1988 issue of MICROpendium.



# Planting time

## How much seed and fertilizer to use

Believe it or not, spring is just around the corner. For many, that means its time to start planning the spring garden.

The program published here is designed to help gardeners take some of the guesswork out of the process. By inputting the length of the row of any of 23 vegetables, the program calculates the amount of seed or sets you'll need as well as the amount of fertilizer (manure or chemical) you'll need to use.

The program was converted from a version done in a PC version of BASIC. Virtually nothing was done to customize it for the TI. The original program was listed to

a disk as a text file and then edited using TI-Writer. Only a few changes had to be made in the PRINT commands and the DIMENSION statement had to be moved from the bottom to the top of the program. The TIW file was then converted into a BASIC program.

Improving the appearance of the program in the TI Extended BASIC environment shouldn't be a difficult task. Converting the PRINT statements to DISPLAY AT and the INPUT statements to ACCEPT AT will certainly improve its display characteristics. Add a little color and some sound and it

could become something worth using over and over.

Users may modify the vegetable list. Instructions are included in REM statements starting at line 1200. You can increase the number of vegetables as well, just remember to change the DIM subscript.

The program is about 6 kilobytes in length, so there is plenty of room for expansion. It can be easily modified to run in console BASIC by changing the program lines that use statement separators (double colons).

Happy gardening.

### GARDEN PLANNER

```

10 REM GARDEN PLANNING PROGR
AM !026
20 REM Original by Ted Batut
is 1982(c) for PC !229
30 REM Converted for TI99/4A
by J. Koloen (5/89) !255
40 REM Runs in Extended BASI
C !044
50 REM!154
60 REM!154
70 REM Initialization !130
80 REM The variables are CRO
P, OUNCES, SPACING, YIELD, U
NITS, FERTILIZER RATE !004
90 REM for MANURE (1) and 10
-15-10 (2) !035
100 DIM C$(23),O(23),S$(23),
Y(23),U$(23),F1(23),F2(23)!2
38
110 GOSUB 1520 !069
120 CALL CLEAR !209
130 PRINT "*****
*****" !150
140 PRINT " GARDEN PLANNING
PROGRAM" !251
150 PRINT "*****
*****" !150
160 FOR I=1 TO 500 :: NEXT I
!255
170 PRINT "DO YOU WANT DIREC
TIONS?" !215
180 INPUT A$ !247
190 IF A$="Y" OR A$="y" THEN
GOSUB 710 !174
200 REM start of program !24

```

```

5
210 CALL CLEAR !209
220 PRINT "DATA FOR THE FOLL
OWING CROPS" !025
230 PRINT "IS AVAILABLE:" !2
31
240 PRINT " 1 Snap Beans 13
Onions" !160
250 PRINT " 2 Pole Beans 14
Peas" !177
260 PRINT " 3 Lima Beans 15
Peppers" !255
270 PRINT " 4 Beets 16
Potatoes" !121
280 PRINT " 5 Broccoli 17
Pumpkins" !093
290 PRINT " 6 Cabbage 18
Radishes" !195
300 PRINT " 7 Carrots 19
Spinach" !160
310 PRINT " 8 Corn 20
Sum. Squash" !227
320 PRINT " 9 Cucumbers 21
Win. Squash" !085
330 PRINT "10 Eggplant 22
Tomatoes" !095
340 PRINT "11 Lettuce 23
Watermelon" !249
350 PRINT "12 Muskmelons 24
>>EXIT PGM." !190
360 PRINT "WHICH NUMBER DO Y
OU WANT";!181
370 INPUT A :: A=INT(A):: IF
A=24 THEN PRINT " GOOD GARD
ENING!" :: PRINT :: END !109

```

```

380 IF A<1 OR A>24 THEN PRIN
T "INVALID CHOICE" :: GOTO 2
60 !050
390 CALL CLEAR :: PRINT :: P
RINT !013
400 PRINT " YOU HAVE SELECTE
D ":C$(A)!042
410 PRINT " HOW MANY FEET OF
ROW MIGHT YOU PLANT"
;!236
420 REM!154
430 INPUT F !216
440 CALL CLEAR !209
450 PRINT "HERE IS THE INFOR
MATION FOR" !204
460 PRINT F;" FEET OF ";C$(A
)!072
470 F=F/10 !057
480 PRINT "APPROXIMATE YIELD
IS" !020
490 Y2=INT(Y(A)*F+.5):: PRIN
T Y2;:: PRINT " ";U$(A)!193
500 PRINT "AT A SPACING OF "
;S$(A);" INCHES " !185
510 PRINT "BETWEEN PLANTS."
!156
520 IF A=16 THEN PRINT "YOU
WILL NEED ";INT((O(16)*F)/16
):: PRINT "LBS. OF POTATO SE
ED PIECES." :: PRINT :: GOTO
640 !066
530 O2=O(A)*F !069
540 IF O2<.015625 THEN O2$="
LESS THAN 1/64" :: GOTO 630

```

(See Page 29)



## GARDEN PLANNER—

(Continued from Page 28)

```

!145
550 IF O2>=.015625 AND O2<.0
3125 THEN O2$="BETWEEN 1/64
AND 1/32" :: GOTO 630 !169
560 IF O2>=.03125 AND O2<.06
25 THEN O2$="BETWEEN 1/32 AN
D 1/16" :: GOTO 630 !062570
IF O2>=.0625 AND O2<.125 THE
N O2$="BETWEEN 1/16 AND 1/8"
:: GOTO 630 !171
580 IF O2>=.125 AND O2<.25 T
HEN O2$="BETWEEN 1/8 AND 1/4
" :: GOTO 630 !015
590 IF O2>=.25 AND O2<.5 THE
N O2$="BETWEEN 1/4 AND 1/2"
:: GOTO 630 !164
600 IF O2>=.5 AND O2<1.01 TH
EN O2$="BETWEEN 1/2 AND 1" :
: GOTO 630 !107
610 O2=INT(O2+.5):: PRINT "Y
OU WILL NEED ABOUT ";O2;" OU
NCES" !211
620 IF A=13 THEN PRINT "OF O
NION SETS." :: PRINT :: GOTO
640 ELSE PRINT "OF SEED." :
: PRINT :: GOTO 640 !105
630 PRINT "YOU WILL NEED ";O
2$ :: PRINT "OUNCES OF ";;:
IF A=13 THEN PRINT " ONION S
ETS." ELSE PRINT "SEED." !12
2
640 PRINT "**** FERTILIZER R
ATES ****" !172
650 PRINT "MANURE (APPROX):"
;!116
660 F3=INT(F1(A)*F+.5):: PRI
NT F3;;: PRINT "LBS." !210
670 PRINT "CHEM. (10-10-10):
";!155
680 F4=INT((F2(A)*F)*10+.5):
: F4=F4/10 :: PRINT F4;;: PR
INT "CUPS." !174
690 PRINT "HIT ENTER--->";::
INPUT A$ :: GOTO 210 !136
700 END !139
710 REM instructions !239
720 CALL CLEAR !209
730 PRINT " * * * * *
* * * * " !020
740 PRINT "This program is d
esigned to help you in plann
ing and" !176
750 PRINT "planting your gar
den. You will be shown a l
ist of" !158

```

```

760 PRINT "crops. Pick one o
f them by number. You will
then be" !149
770 PRINT "asked how many fe
et of row that you might be
planning" !026
780 PRINT "to plant of that
crop. The program will then
tell you" !241
790 PRINT "how much yield yo
u can ex- pect, how much se
ed you" !114
800 PRINT "should buy, and t
he approxi-mate amount of fe
rtilizer to" !019
810 PRINT "use." !226
820 PRINT "Fertilizer rates
will" !175
830 REM!154
840 REM!154
850 REM!154
860 REM!154
870 PRINT "HIT ENTER--->";!1
08
880 INPUT A$ !247
890 CALL CLEAR !209
900 PRINT "be given in terms
of pounds of manure per row
and cups" !051
910 PRINT "of 10-10-10 (a co
mmon gardenchemical fertiliz
er mix-" !029
920 PRINT "ture). One word o
f warning:" !248
930 PRINT "Different soils n

```

```

eed differ-ent amounts of fe
rtilizer" !181
940 PRINT "to give the best
yield. For instance, sandy s
oils re-" !111
950 PRINT "quire more fertil
izer than clayey soils, wit
h silty" !041
960 PRINT "soils in between.
The rates given will be for
the aver-" !046
970 PRINT "age type of soil.
You shouldjudge on your own
how much" !088
980 PRINT "more" !026
990 REM!154
1000 REM!154
1010 REM!154
1020 REM!154
1030 REM!154
1040 PRINT "HIT ENTER--->";!
108
1050 INPUT A$ !247.
1060 CALL CLEAR !209
1070 PRINT "or less you shou
ld use in your own garden.
Also, the" !127
1080 PRINT "fertilizer value
of manure varies widely de
pending on" !173
1090 PRINT "source and how i
t has been handled. Experie
nce is the" !193
1100 PRINT "best teacher in
(See Page 30)

```

## THE BUNYARD HARDWARE MANUAL FOR THE TI 99 / 4A



- CONSOLE DESIGN
- CUSTOM CHIP OPERATION
- TMS 9900 H/W ORGANIZATION
- TMS 9900 INSTRUCTION SET
- INTERFACING PITFALLS
- CONSOLE SCHEMATICS
- PEB CARD DESCRIPTION
- GROM SIMULATOR DESIGN
- EXTENDED BASIC MODULE DESCRIPTION & SCHEMATICS

U.S. \$21.95 CHECK OR MONEY ORDER.  
CANADA & FOREIGN \$26.00 U.S. FUNDS.

VOLUME RATES AVAILABLE  
SEND ORDER TO:

THE BUNYARD GROUP  
P.O. BOX 62323, COLO. SPRINGS  
COLORADO 80962-2323  
719-488-2572

## THE INTERFACE STANDARD & DESIGN GUIDE

for TI 99/4A Peripherals  
covers both hardware and software  
for peripherals, including:

- \* PE Box signals
  - \* PE Box card dimensions
  - \* Typical chips & circuits
  - \* Card electronic features
  - \* DSR architecture
  - \* Decoded console routines
  - \* DSR examples
  - \* Utility prgm disk included
- Only \$21.95 w/1 DS disk; \$22.95  
w/2 SS disks. U.S. check or  
money orders. Available from:

Tony Lewis  
409 Drolmond Drive  
Raleigh, NC 27615

Write for more info, if needed.



## GARDEN PLANNER—

(Continued from Page 29)  
 these re- gards." !034  
 1110 PRINT !156  
 1120 REM! 154  
 1130 REM! 154  
 1140 REM! 154  
 1150 REM! 154  
 1160 REM! 154  
 1170 PRINT "HIT ENTER--->"!  
 108  
 1180 INPUT A\$ !247  
 1190 RETURN !136  
 1200 REM data section !105  
 1210 REM If you would like t  
 o customize this program !23  
 6  
 1220 REM by adding your favo  
 rite crops or changing the !  
 147  
 1230 REM fertilizer rates, e  
 tc., this is where you do it  
 . !197  
 1240 REM The first set of da  
 ta is the crop names. Note t  
 hat they !050  
 1250 REM are in the same ord  
 er as the crop menu. If you  
 add more !224  
 1260 REM crops, you'll have  
 to re-DIMension the appropri  
 ate variables, !007  
 1270 REM change the menu sec  
 tion and initialization sect  
 ion. !009  
 1280 DATA SNAP BEANS,POLE BE  
 ANS,LIMA BEANS,BEETS,BROCCOL  
 I,CABBAGE,CARROTS !073  
 1290 DATA CORN,CUCUMBERS,EGG  
 PLANT,LETTUCE,MUSKMELONS,ONI  
 ONS,PEAS,PEPPERS !094  
 1300 DATA POTATOES,PUMPKINS,  
 RADISHES,SPINACH,SUMMER SQUA

SH,WINTER SQUASH !214  
 1310 DATA TOMATOES,WATERMELO  
 NS !166  
 1320 REM Next comes the data  
 for wt. of seed required pe  
 r 10 feet of row in oz. !201  
 1330 REM The assumption is t  
 hat you plant 3X recommended  
 density then thin !231  
 1340 DATA 1.6,1.0,4,.16,.02,  
 .006,.0072,.264,.027,.006,.0  
 05,.01286,10,4 !221  
 1350 DATA .006,35,.0343,.144  
 ,.048,.018,.27,.005,.06 !190  
 1360 REM The next set of dat  
 a statements refers to the s  
 pacing for each of !090  
 1370 REM the above crops in  
 inches. !046  
 1380 DATA 2-4,4-6,4-6,2-3,18  
 -24,12-18,1-3,10-12,12-15,18  
 -24 !146  
 1390 DATA 12,36-48,2-4 !083  
 1400 DATA 2-3,18-24,8-10,60-  
 90,1,2-4,18-24,36-48,18-24,6  
 0-90 !225  
 1410 REM Next are the data f  
 or yield per 10 foot of row.  
 !197  
 1420 DATA 12,15,4,15,10,15,1  
 0,12,12,10,9,11,10,1.5,6,25,  
 15,3.5,4.5,15,15,25,8 !247  
 1430 REM Next are the data f  
 or the units of the above. !  
 152  
 1440 DATA LBS.,LBS.,LBS.,LBS  
 .,LBS.,LBS.,LBS.,EARS,LBS.,L  
 BS.,HEADS,FRUITS !203  
 1450 DATA LBS.,PINTS,LBS.,LB  
 S.,LBS.,LBS.,LBS.,LBS.,LBS.,  
 .LBS,FRUIT !246  
 1460 REM Here are the fertil

izer rates for a 10-foot row  
 in terms of manure !0591470  
 REM in pounds. !120  
 1480 DATA 04,04,04,15,12,12,  
 10,15,10,10,10,10,15,05,12,2  
 0,10,10,15,10,10,10,10 !250  
 1490 REM Here are the fertil  
 izer rates for a 10-10-10 ch  
 emical fertilizer !209  
 1500 REM formulation (for a  
 10-foot row as well) in cups  
 . !073  
 1510 DATA .25,.25,.25,.5,.5,  
 .5,.5,.5,.5,.5,.5,.5,.5,.25,  
 .5,.5,.5,.5,.3,.5,.5,.5,.5 !  
 202  
 1520 REM! 154  
 1530 REM! 154  
 1540 REM! 154  
 1550 REM! 154  
 1560 FOR I=1 TO 23 !109  
 1570 READ C\$(I)!180  
 1580 NEXT I !223  
 1590 FOR I=1 TO 23 !109  
 1600 READ O(I)!156  
 1610 NEXT I !223  
 1620 FOR I=1 TO 23 !109  
 1630 READ S\$(I)!196  
 1640 NEXT I !223  
 1650 FOR I=1 TO 23 !109  
 1660 READ Y(I)!166  
 1670 NEXT I !223  
 1680 FOR I=1 TO 23 !109  
 1690 READ U\$(I)!198  
 1700 NEXT I !223  
 1710 FOR I=1 TO 23 !109  
 1720 READ F1(I)!196  
 1730 NEXT I !223  
 1740 FOR I=1 TO 23 !109  
 1750 READ F2(I)!197  
 1760 NEXT I !223  
 1770 RETURN !136

## READER TO READER

Lewis Turner writes:

I have a special need for my TI99/4A computer. This need is to monitor temperature, air and soil in a greenhouse, monitor moisture of soil and monitor light and the quality of light. The data gathered should be able to be stored for later retrieval or printed on a printer as it is gathered.

The next need is to use the computer to control switches for light, controls for heating circuits in soil and valves for misting or watering.

The above needs concern themselves with more than one function in monitoring as well as control. If anyone has performed similar tasks with the computer, I would appreciate learning how it is accomplished, and how to program the computer to talk to the peripherals and receive data from them. I have seen the concepts in various texts, but am confused as to how to directly tie into the TI99/4A computer.

Write Turner at 18 John St., West Warwick, RI 02893.

Réal Doré writes:

I recently purchased an RGB Monitor, a Magnavox Model 8CM515. I'd like to know how to connect it to a Mechatronic 80-column card. The Mechatronic outputs a composite signal for the horizontal and vertical synchronization but the monitor has separate input for the vertical sync and horizontal sync. I connected the composite output to the horizontal sync, it works but I can't use the color, sharpness and hue ad-

(See Page 35)



# Making music

## How do they get so much music on one disk?

By **BRUCE HARRISON**  
©1990 Harrison Software

Recently, Harry Brashear reviewed some of our music programs in this magazine, and in his review, asked a pointed question: "How do they put so much music on one disk?"

We wrote a letter of thanks to Harry for his kind words about our music, and included a short explanation of how we do that. Our "record," for now, is about 90 minutes of music, plus on-disk documentation on one DSSD disk. We'll try here to explain in some detail how that's possible.

The first part of the "secret" is, of course, doing all the music in assembly language, which makes the most efficient use of memory space in the computer. The second part is in making the assembly code appear to be part of an Extended BASIC program, so that it gets stored to disk in "program" (or memory image) format.

### MUSIC IN ASSEMBLY LANGUAGE

We'll start with the business of doing the music in assembly language. In the TI Editor/Assembler book, a whole chapter is devoted to sound, and the method recommended by TI is to create "sound lists" in main memory and to put these bytes in VDP RAM, then let the VDP produce the sound through the generators. Unfortunately, the timing of sound durations by the VDP is done using its vertical interval as the clock. This means that the timing is all done in 60ths of a second, and that proved to be a killing limitation for the ornaments in the music, particularly for the Baroque and Galante music we wanted to create. In other words, one cannot properly execute 64th-note triplets when the smallest duration for either a note or a rest is 1/60th of a second.

Fortunately, another method of doing things in assembly is mentioned in passing by TI in that giant book. That is the method of passing sound bytes directly to the sound generator chip at address Hex 8400. TI, of course, points out that when you do this, you must use your own timing loop to control the duration of the sound. This turned out to be the main ingredient of our success. We soon found out that our timing loop, even with purposeful time-

wasting operations built in, would have to execute more than 200 times for a 64th note at a *presto* pace. This gave us the flexibility to execute all the ornaments flawlessly.

**The concepts of musical ornaments and their correct execution meant nothing to our chief programmer. Bits, bytes, words and hexadecimal numbers are meaningful to him .... Fortunately, we have a two-person team here at Harrison Software, with one member being Dolores P. Werths, a musician.**

Of course the concepts of musical ornaments and their correct execution meant nothing to our head programmer. Bits, bytes, words and hexadecimal numbers are meaningful to him, but not turns, triplets or mordants. Fortunately, we have a two-person team here at Harrison Software, with one member being Dolores P. Werths, a musician.

Our roles are complementary in the ordinary sense of that word. What one knows about programming in assembly mates up neatly with what the other knows about music. This "mating" of skills led to a method for creating music which we believe is unique to our operation. We set up a couple of source files which are nothing but EQUate statements. One of these, common to all our programs, is the "Notes" file, which establishes mnemonic labels for all the notes we actually use on each generator, plus the volumes for each generator. The value for each equate is the hex code taken right from the E/A book, but the label is set up to be in quasi-musical notation. Thus, the musician can create data files with simple mnemonics which the assembler puts together as the hex values which the sound generator understands. The musician can write:

```
DATA D31,G22,A13
BYTE V31,V52,V43
```

This means a third octave D is to be played by generator 1, a second octave G is played by generator 2 and a first octave A is played on generator 3, with volumes 3 for generator 1, 5 for generator 2 and 4 for generator 3.

A similar approach is used for the durations of notes, using a file unique to each piece of music, called the "Tempo" file. A typical "Tempo" file looks like this:

TEMP	EQU	250	(RANGE 4-2000)
SX	EQU	TEMP	(64th Note)
T	EQU	TEMP*2	(32nd Note)
S	EQU	TEMP*4	(16th Note)
E	EQU	TEMP*8	(8th Note)
Q	EQU	TEMP*16	(Quarter Note)
H	EQU	TEMP*32	(Half Note)
TS	EQU	E/3	(Triplet 16th)
TT	EQU	S/3	(Triplet 32nd)

Thus all the durations are derived from a single programmer entry. Notice that the range of possible values for TEMP is very broad, but values below 200 make the music very fast indeed, while values above 400 make for truly "dirge" playing.

With these two files to establish the mnemonics, our musician can create a series of data files directly from the sheet music, and, when assembled, these make a compact expression in hex of the musical content of a composition.

Two more ingredients in our music programs besides the data and the mnemonics are what we call the "Action" file and the "Subs" file. The action file provides pointers into the data and calls the appropriate subroutine to play that section of the music. We take advantage of another small economy of memory in the action file, in that many pieces of music (most, in fact), have repeats of sections of the score, or even *Da Capos*, which repeat the entire score. We accomplish these repeat playings by using simple register counts in the action file. Part of an action file might look like this:

	LI	R4,2
P003	LI	R9,M003
	LI	R13,E012
	BL	@LDMEAS
	DEC	R4
	JNE	P003

(See Page 32)



## MAKING MUSIC—

(Continued from Page 31)

This means that the subroutine (LDMEAS) will “play” all the music between label M003 and E012 in the data file, then decrement register 4, and if that’s not zero, play it again (one repeat in this case). Doing it this way may save us thousands of bytes of memory over the course of one movement of a sonata.

By allocating several registers to these loop counts, we can do rather tricky nested loopings to maximize our “bang for the buck” in memory usage.

The other ingredient, the “Subs” file, may be thought of as a musical instrument. In there, we not only time the duration of playing, but can manipulate both the volume and the note values while a note executes. For example, our “Piano” subroutine provides a simulated exponential decay of the volume during the playing of each note, while our “Flute” provides a vibrato by varying the frequency during the playing of a note. Neither of these concepts will work with the “sound list” method, because 1/60th of a second is simply too long a time to wait for our next access to the generator. In our direct feed method, we have hundreds of chances to change what the generator is doing even while a 64th note is playing.

### PLAYING TEMPO

We said earlier that our musician is able to create the data files directly from sheet music, and that’s true, but that only provides a “working draft” of the composition. Consider the matter of playing tempo, for example. Our resident musician is careful about the markings given on the sheet music, and sometimes takes many attempts at the tempo number before she’s satisfied that the music is being played *allegro assai* and not *presto*, or vice versa.

This musical integrity is one thing we insist on, and it’s yet another reason that our music is a team effort. Many of the music programs we’ve seen by others have all kinds of superb graphics and special effects of one kind or another, but they are lacking the musician’s touch, in that the rhythms are inaccurate, or the various ornaments are improperly executed. For us, that detracts from the enjoyment of the music. In all fairness, many of these are actually programmed in BASIC or Extended

BASIC, so not all the musical faults can be laid at the programmers’ feet. We know from our own experience that it’s sometimes impossible to get “CALL SOUND” to do what you really want.

### ONLY 28 DECIBELS

Of course, there’s more to the musician’s touch than just timing. There’s also the matter of dynamics and musical balance to consider. The dynamics are, of course, not anywhere near the available range of real musical instruments. The total range available on the TI sound generators is only 30 decibels, and because of the way we use volume settings, we are limited to only 28 decibels. Even so, we can produce dramatic changes in volume. Our resident musician is careful in the use of large swings in volume. Rarely do the scores call for maximum *forte* or minimum *piano*.

**Having a musician ‘on staff’ here has made all the difference in the music we create. On occasion, she even finds mistakes in the printed scores, and with her knowledge of music is able to correct them.**

For that matter, some of the sheet music we use gives no indication of dynamics at all. In some of those cases, we can listen to recordings of the music played by first-rate musicians, and try to emulate their style. In the Nutcracker Suite, for example, many cues were taken from a recording by the Philadelphia Orchestra under Eugene Ormandy. Of course, many recordings of that work could be used for guidance. In the cases of such works as Johann Christian Bach’s sonatas, Opus V and XVII, no recordings are readily available, so the musician must study other works by that composer carefully, to get the sense of how the composer would wish to have his music played.

Having a musician “on staff” here has made all the difference in the music we create. On occasion, she even finds mistakes in the printed scores, and with her

knowledge of music is able to correct them. Sometimes the publisher or editor has misinterpreted an ornament indication, or even put in a wrong note. Being able to detect and correct such errors makes our music sound better.

In much of the music we do here, the ornamentation is indicated simply by markings, and it is left to the performer to interpret the markings in a correct musical manner. Our musician has studied all this with great care, so that the actual playing of the ornaments is appropriate for its musical context. She often has to resort to working out the timings on graph paper, to make sure that the notes in the ornamentation work out properly timed with the longer duration notes in the bass line.

One of the more challenging instances was in the Nutcracker Suite, where Tchaikovsky had a tied group of seven notes in the space of one quarter note. The timing for that had to be worked out on a grid on which each square represented 1/28th note. Fortunately, once the timing had been worked out, the numbers could be expressed directly in the source file so that the assembler did the calculations of the actual durations. For example, if a note needs a duration of one seventh of a quarter note, we can simply enter Q/7 in a data statement, and let the assembler take the value assigned to Q and divide that by seven. Of course, there is some “rounding error” in the calculation, since the assembler works only in integer numbers, but the effect is minimal because the numbers are large enough. The value for a quarter note is somewhere around 3800, so dividing by seven and leaving off the part beyond the decimal point is not a noticeable difference when the music is playing.

### MASTER SOURCE FILE

To put a piece all together, we use a master source file, which copies all the necessary parts into one object file, like this:

```
COPY "DSK.2NOTES"
COPY "DSK2.TUNET" (TEMPO)
COPY "DSK2.TUNEP" (SCREEN DISPLAY)
COPY "DSK2.TUNEA" (ACTION)
COPY "DSK2.TUNE1" (1st DATA FILE)
COPY "DSK2.TUNE2" (2nd DATA FILE)
```

(See Page 33)



## MAKING MUSIC—

(Continued from Page 32)

(REPEAT FOR AS MANY DATA FILES AS NEEDED)

END

Once all the parts are there, we have an object file that can be loaded and run using the E/A module, but this is, of course, just an intermediate step. Our final product is something which looks like an Extended BASIC program. To do that requires several crucial steps.

### MAKING IT LOOK LIKE XBASIC

First, we must make some minor changes in the "P" file, such as substituting EQUates for REFs, adding the >60 offset to characters we write to the screen, and so on.

Next, we assemble into an uncompressed object file, and bring that object file in with the editor. The beginning record of that file has in its first field the length of the program (in hex) when loaded into memory. We write that number down, then get out our hex calculator. Let's say, for example, the length was >0A5C. We enter the magic number >FFE6 into the calculator, and subtract >0A5C. That gives us the answer >F58A. This will be the absolute origin which we'll put in our source code.

We also make sure that that is also the entry point of our code, even if all that instruction does is branch to another label. We write down that number, then subtract >10 from it, to get another number, >F57A. This number will be used to set the line number table location in Extended BASIC.

After we've put the absolute origin in our source code, we assemble again to an uncompressed object file. This is the file we'll load under Extended BASIC. First, however, we must do some more with our two numbers. Since we're going to "poke" those under XB, we must separate the numbers into two bytes and convert the bytes to decimal equivalents. Thus >F57A becomes 245,122, and >F58A becomes 245,138.

Now we go into Extended BASIC, execute a NEW command, then a CALL INIT. Now we set the line number table to our "phony" location by executing a CALL LOAD(-31952,245,122,245,122), thus making the beginning and end of the line

number table the same location, with no program present. Next, we type in a short XB program:

```
100 CALL INIT :: CALL LOAD(8192,245,138)
```

```
110 CALL LINK("ANY")
```

Now, with that short program in place, we go back to command mode, and type in CALL LOAD("DSK2.TUNE"). The XB loader puts our assembly object file into memory at locations *above* our short XB program. Now we simply execute a SAVE DSK1.XBTUNE. This saves our XB and assembly as one program file.

Before we go on. I should explain that first line of the XB program above. That line clears out any old link program names, then pokes the address of our assembly program to >2000, or memory location 8192. After a number has been poked to that address, the next CALL LINK executed will link to that location regardless of what name is given in the link statement, and in fact no program name needs to have been defined. Therefore the CALL LINK("ANY") in line 110 could just as well be CALL LINK("A"), or any name we like, with the same result, which is an instant switchover to our assembly program.

Saving our assembly program in this way, "submerged" under an Extended BASIC program makes it take about half the disk space of a *compressed* object file under E/A. That is so because we're saving the exact memory image, and don't

need any object tags or other extraneous material. One other advantage is that only that one time do we have to endure the painfully slow XB loader for the tagged object file. Once it's submerged, the file loads just as quickly as any XB program.

One other step which I haven't mentioned is the business of "PLAY ALL" from our menu. For that, we add a line 120 to our XB part of the program:

```
120 CALL PEEK(10118,A) :: IF A=21 THEN RUN "DSK1.XBTUNE2" ELSE RUN "DSK1.LOAD"
```

That line looks in location 10118, and gets the number of the selection that was made from the menu, which, of course, our menu program has poked there. In this example, 21 equals the "PLAY ALL" option, so if A=21 we run the next tune in this series, if not, we go back to run our menu (DSK1.LOAD). That location, 10118, just happens to be an out-of-the-way location in low memory, which neither our programs nor Extended BASIC tampers with, except when we want to poke and peek there.

And that, friends, is how we manage to put so much music on one disk. If you have further questions, please write us at 5705 40th Place, Hyattsville, MD 20781.

Or, for more immediate interaction, call us at (301) 277-3467. We'll be happy to talk to you, any time up until about midnight Eastern time.

## 1990 TI FAIRS

### FEBRUARY

**TI-Fest West '90**, Feb. 17-18, Day's Inn, 88 E. Broadway, Tucson, Arizona. Sponsored by Southwest 99ers. For information, call (602) 747-5046 or the Cactus Patch BBS, (602) 795-1953, check GENIE or write P.O. Box 17831, Tucson, AZ 85730. For room reservations, call (602) 622-4000 by Jan. 16 and mention Fest-West.

### MARCH

**TICOFF (TI Computer Owners' Fun Faire — The IBM & Clone Owners' Fun Faire**, 9:30 a.m.-4 p.m. March 17, Roselle Park, New Jersey. For information, call (201) 241-4550 or the TICOFF BBS (201) 241-8902.

### APRIL

**Canadian TI-FEST**, April 28, Merivale High School, Nepean, Ontario, Canada. For information, contact Ruth O'Neill, 34 McLeod St., Ottawa, Ontario, Canada K2P 0Z5 or (613) 234-8050 or CompuServe 72117,3541 or Delphi REON.

### MAY

**TI Multi User Group Conference**, 9 a.m.-6 p.m. May 26, Reed Hall/Student Activities Building, Ohio State University Lima Campus. For information write Lima Ohio User Group, P.O. Box 647, Venedocia, OH 45894, or call Dave Szimpl evenings (419) 228-7109.

**Annual Met of TI99/4A Users Group UK**, North Gate Arena, Chester, England (subject to confirmation). Contact Stephen Shaw, 10 Alstone Rd., Stockport, Cheshire, England SK4 5AH.

User groups and others planning events for TI/Geneve users are encouraged to send information for inclusion in this event listing. Send information to: MICROpendium Fairs, P.O. Box 1343, Round Rock, TX 78680.



## Fun and games with subprograms

## TRAFFIC COP

It's time to have a little fun, and see what can be done with the use of subprograms in Extended BASIC.

The program listed below originally appeared in the newsletter of the TI User Group of Perth, Western Australia. We're not certain of the author.

The object of the game is to direct traffic at an intersection. Four cars approach the intersection from four directions and it is your job to see that they don't collide. You do this by controlling their velocity by using the arrow keys. After each safe pass the speed of the cars increases by two miles per hour, making the task increasingly difficult. You are permitted 10 crashes before your traffic cop is "retired."

In addition to being fun to play, the program is a fine example of the use of subprograms. It is nicely structured and should give you plenty of ideas about incorporating subprograms into your own Extended BASIC efforts.

## TRAFFIC COP

```

100 CALL CLEAR !209
110 REM ***** !048
120 REM * * !174
130 REM * TRAFFIC COP * !079
140 REM * * !174
150 REM ***** !048
160 PRINT "* TRAFFIC COP *"
!007
170 ! EXTENDED BASIC !118
180 CALL MAGNIFY(3)!224
190 CALL GRAPHICS !190
200 CALL INSTRUCTIONS !038
210 CALL CLEAR !209
220 SP=8 :: CR=0 !048
230 CALL SETUP(SP)!011
240 CALL CARS(SP)!162
250 CALL COINC(ALL,H):: IF H
THEN CALL CRASH(CR)ELSE 280
!104
260 CALL SOUND(-100,1000,5)!
111
270 IF CR>9 THEN 350 ELSE 24
0 !237
280 CALL KEY(3,K,S)!190
290 CT=CT+1 :: IF CT>75 THEN
CALL FASTER(CT,SP,BST)!016
300 IF K=83 THEN CALL MOTION

```

```

(#1,0,0)ELSE CALL MOTION(#1,
0,SP)!151
310 IF K=68 THEN CALL MOTION
(#2,0,0)ELSE CALL MOTION(#2,
0,-SP)!094
320 IF K=69 THEN CALL MOTION
(#3,0,0)ELSE CALL MOTION(#3,
SP,0)!159
330 IF K=88 THEN CALL MOTION
(#4,0,0)ELSE CALL MOTION(#4,
-SP,0)!100
340 GOTO 250 !073
350 CALL CLEAR !209
360 DISPLAY AT(6,1):"YOU CAU
SED 10 CRASHES, WITH" !070
370 DISPLAY AT(8,1):"THE TRA
FFIC RUNNING AT" !053
380 DISPLAY AT(10,1):SP;"MPH
" !146
390 DISPLAY AT(12,2):"BEST S
PEED SO FAR IS";BST;"MPH" !1
60
400 DISPLAY AT(16,6)BEEP:"PL
AY AGAIN? (Y/N)" !153
410 CALL KEY(3,K,S):: IF S=0
THEN 410 !226
420 IF K=78 THEN END !001
430 IF K<>89 THEN 400 !147
440 CALL CLEAR :: GOTO 200 !
106
450 SUB GRAPHICS !194
460 CALL SCREEN(2)!147
470 CALL CHAR(128,"FF1010101
01010FF")!066
480 CALL CHAR(129,"818181FF8
1818181")!080
490 CALL CHAR(130,"010101010
10204F8")!006
500 CALL CHAR(131,"808080808
040201F")!035
510 CALL CHAR(132,"1F2040808
0808080")!036
520 CALL CHAR(133,"F80402010
1010101")!009
530 CALL CHAR(136,"000000FFF
F")!021
540 CALL CHAR(137,"181818181
8181818")!044
550 CALL CHAR(96,"000000007F
FFF3F3F3F3FF7F00000000000000
0000FFFE1F1F1F1FFEFF")!144
560 CALL CHAR(100,"00000000F
F7FF8F8F8F87FFF000000000000000

```

```

000FEFFCFCFCFCFFFE")!222
570 CALL CHAR(104,"080F0F0F0
F0C0C0C0F0F0C0C0F0F0F07D0F0F
0F0F0303030F0F03030F0F0F0E0"
)!064
580 CALL CHAR(108,"070F0F0F0
C0C0F0F0C0C0C0F0F0F0F08E0F0F
0F03030F0F0303030F0F0F0F0D0"
)!068
590 CALL CHAR(112,"014163333
F3F1F1F1F1F3F7B6383030100818
3C6EEFCFCF8F8F8FCFC9E0701")!
019
600 CALL COLOR(13,16,2,14,16
,1)!137
610 FOR I=2 TO 8 !064
620 CALL COLOR(1,16,1)!048
630 NEXT I !223
640 SUBEND !168
650 SUB INSTRUCTIONS !042
660 DISPLAY AT(10,8):"TRAFFI
C COP." !149
670 DISPLAY AT(13,2):"DO YOU
WANT INSTRUCTIONS?" !142
680 DISPLAY AT(15,11)BEEP:"(
Y/N)" !164
690 CALL KEY(3,K,S):: IF S=0
THEN 690 !251
700 IF K=78 THEN CALL CLEAR
:: GOTO 780 !039
710 IF K<>89 THEN 680 !172
720 CALL CLEAR !209
730 DISPLAY AT(4,2):"USE THE
ARROW KEYS (E,S,D,X)" !096
740 DISPLAY AT(6,3):"TO STOP
THE TRAFFIC AND" !092
750 DISPLAY AT(8,1):"PREVENT
COLLISIONS. WHEN TEN" !015
760 DISPLAY AT(10,3):"CRASHE
S HAVE OCCURRED YOU" !079
770 DISPLAY AT(12,2):"WILL B
E REMOVED FROM DUTY." !105
780 DISPLAY AT(18,4):"PRESS
ANY KEY TO PLAY." !089
790 CALL KEY(3,K,S):: IF S=0
THEN 790 !096
800 SUBEND !168
810 SUB SETUP(SP)!015
820 DISPLAY AT(4,1):"TRAFFIC
" !043
830 DISPLAY AT(6,3):"COP" !0
14

```

(See Page 35)



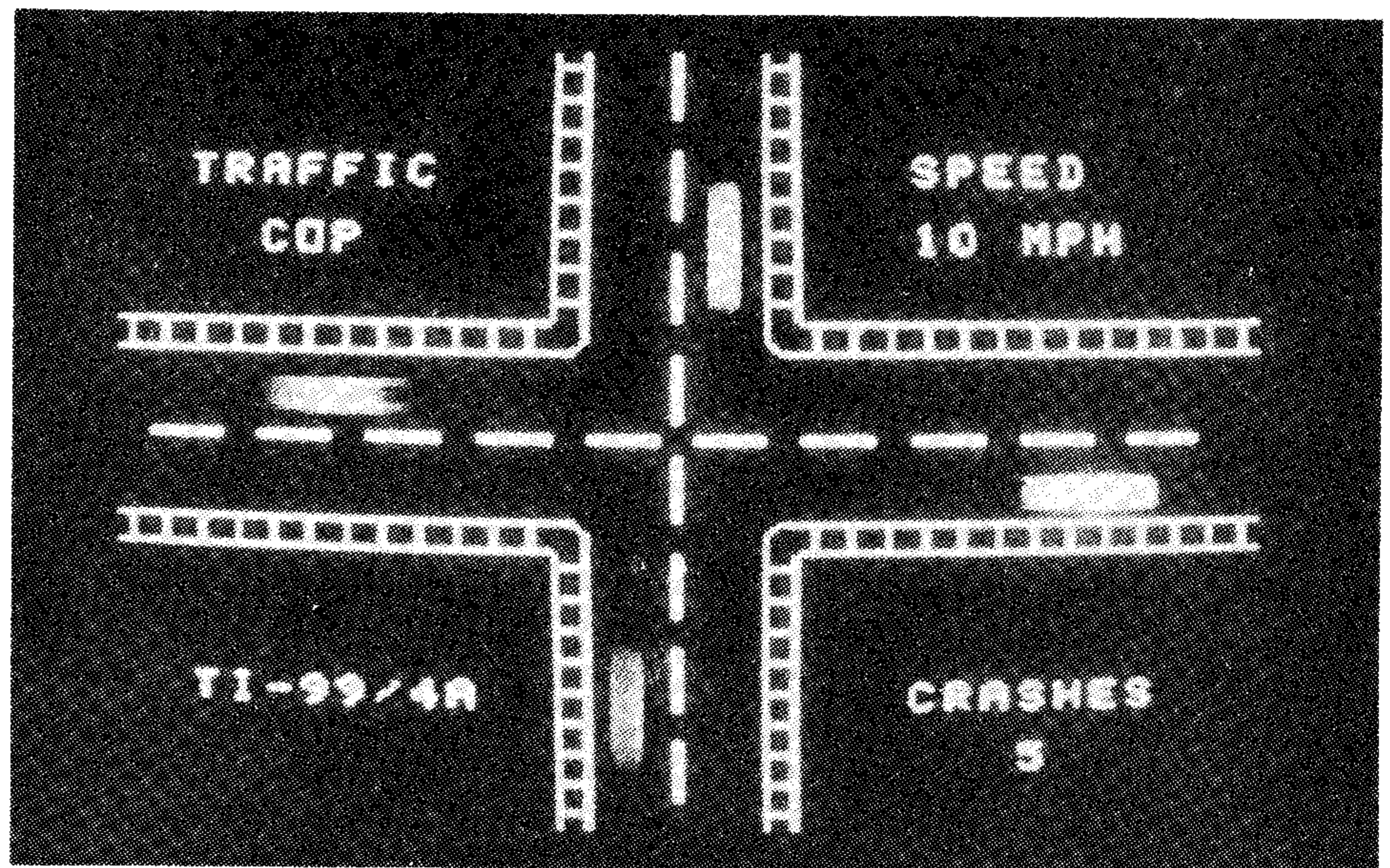
## TRAFFIC COP—

(Continued from Page 34)

```

840 DISPLAY AT(4,21):"SPEED"
!206
850 DISPLAY AT(6,20):SP;"MPH"
!152
860 DISPLAY AT(20,1):"TI-99/
4A" !060
870 DISPLAY AT(20,21):"CRASH
ES" !151
880 CALL HCHAR(9,1,128,32)!2
31
890 CALL HCHAR(15,1,128,32)!
021
900 CALL VCHAR(1,13,129,24)!
035
910 CALL VCHAR(1,19,129,24)!
041
920 CALL VCHAR(1,14,32,120)!
026
930 CALL HCHAR(10,1,32,160)!
012
940 CALL HCHAR(9,13,130)!050
950 CALL HCHAR(9,19,131)!057
960 CALL HCHAR(15,13,133)!09
9
970 CALL HCHAR(15,19,132)!10
4
980 FOR I=2 TO 30 STEP 3 !02
6
990 CALL HCHAR(12,1,136,2)!0
44
1000 NEXT I !223
1010 FOR I=1 TO 22 STEP 3 !0
26
1020 CALL VCHAR(1,16,137,2)!
063
1030 NEXT I !223
1040 SUBEND !168
1050 SUB CARS(SP)!166
1060 IF SP>20 THEN SP=SP-4 !
134
1070 DISPLAY AT(6,20):SP;"MP
H" !152
1080 CALL SPRITE(#1,96,14,75
,1,0,SP)!012
1090 CALL SPRITE(#2,100,16,9
8,250,0,-SP)!097
1100 CALL SPRITE(#3,108,6,1,
128,SP,0)!057
1110 CALL SPRITE(#4,104,3,19
0,105,-SP,0)!091
1120 SUBEND !168
1130 SUB CRASH(CR)!225
1140 CALL MOTION(#1,0,0,#2,0
,0,#3,0,0,#4,0,0)!009
1150 CALL SPRITE(#9,112,9,88

```



```

,120)!115
1160 CALL SPRITE(#10,112,12,
88,120,5,5,#11,112,12,88,120
,-5,-5)!219
1170 CALL SPRITE(#12,112,12,
88,120,5,-5,#13,112,12,88,12
0,-5,5)!223
1180 FOR I=0 TO 20 !105
1190 !!131
1200 CALL SOUND(-200,-7,1,11
0,1+5)!187
1210 CALL COLOR(#9,12)!053
1220 NEXT I !223
1230 CALL DELSPRITE(ALL)!115
1240 CR=CR+1 !163

```

```

1250 DISPLAY AT(22,23):CR !0
89
1260 SUBEND !168
1270 SUB FASTER(CT,SP,BST)!0
42
1280 CALL SOUND(200,-2,0,500
,5)!157
1290 SP=SP+2 !192
1300 IF SP>BST THEN BST=SP !
202
1310 CT=0 !078
1320 DISPLAY AT(6,20):SP;"MP
H" !152
1330 SUBEND !168

```

## READER TO READER

(Continued from Page 30)

justment buttons. Is there any way to separate the output composite sync from the 80-column card?

I'd also like to know where to get Edgar L. Dohman's Superbug II program, the version with the 52-page manual. I wrote him twice but received no answer. I am also searching for the template file called BNKOSRC that can be used in creating the memory image files that get loaded into Super Space memory by the BNKLDLDR program. DataBioTics sent a new disk but the file was unreadable. We sent a new letter to DataBioTics but no answer so far.

Is there any place where I can find out programs that can be loaded in Super Space and use 8K or 32K with bank switching?

Write Doré at 575 Ave. Glazier, Ville-Vanier, Québec, Canada G1M 3A8.

Denver Earl Sullivan writes:

I own TI-Artist Plus! as well as a Mechatronic TI mouse. However, when I install the TI-Mouse Device Service Routine MECHA from TIA+ Disk 3 the "rubber band" lines of the drawing package as well as those of the other Artist Modules vanish, making drawing, chaling, vectoring etc. extremely difficult if not impossible. I would appreciate ANY help in correcting this annoying error in the MECHA-S sourcecode. I am not an assembly language programmer and would greatly appreciate it if someone could please send me a documented listing of the changes that need to be made in order to correct this flaw. The joystick driver works correctly.

Write Sullivan at 314 North Sycamore St., Osgood IN 47037.

Reader to Reader is a column to put TI99/4A and Geneve 9640 users in contact with other users. Be sure to address it to Reader to Reader, c/o MICROpendium, P.O. Box 1343, Round Rock, TX 78680.



TRIS

# Strategy, action and very quick

By JOHN KOLOEN

Tris, by Jim Reiss, is a fast-moving game that will test the hand-eye coordination of the most able computer jock. It is based on a game that originated in the Soviet Union and has been widely marketed for PCs, other computers and game players. MICROpendium published a relatively simple Extended BASIC version called Tetris in the September 1989 edition.

Asgard's Tris is available on cartridge for the 99/4A and on disk for the Geneve 9640. The version reviewed here runs on the Geneve out of MDOS. In other respects it is the same as the 99/4A version. Both are programmed in assembly language.

**Performance:** The object of Tris, of course, is to line up shapes at the bottom of the screen in such a way that they form a solid pattern. The lower part of the screen is then scrolled off to be replaced by another row of blanks that will eventually be filled in.

The playing area consists of an area of about 18 rows deep and 10 columns wide. Within these boundaries the game is played.

Variables include a variety of shapes that must be fitted into the pattern as well as the speed with which they descend. This version of Tris also gives you an option to preview each shape before it drops so that you can plan a location for it. Very handy, indeed (though I don't consider it cheating).

Fortunately, Tris lets you select the difficulty level — and there are 10 levels. After selecting a level (0-9), you may turn the preview on and select from one of two sets of input keys, depending on which set you find the easiest to use. A fourth option, called *height*, randomly places blocks up to the level (0-9) you select. "Selecting a level other than zero gives you the added challenge of not only keeping up with falling blocks but also removing the ones already there by filling rows," according to the manual. This is something a relatively accomplished player would do. But not this reviewer.

Once the game starts, and using the input keys, you maneuver the falling shapes to fit into openings at the bottom of the

## Review

### Report Card

Performance .....	A
Ease of Use .....	A
Documentation .....	B
Value .....	B
Final Grade .....	B+

**Cost:** \$24.95 + 75 cents S&H (\$1.25 Canada)

**Manufacturer:** Asgard Software, P. O. Box 10306, Rockville, MD 20849; (703)255-3085

**Requirements:** Geneve and disk system or TI99/4A console.

screen. Once it is in position, you can press the Enter key to cause it to drop quickly, which scores points based on the height the piece is dropped from. The higher the piece, the greater the number of points. After the piece falls into place, another piece drops from the top of the screen and you continue the process until the game is over or you go crazy — whichever comes first.

Playing Tris successfully requires the skills of an arcade game player with those of a tactician. I found it challenging at level


0, which gives you an idea of how accomplished I am. Even then, I was glad to have access to a pause key. But, at the lower level, I found it to be enjoyable. I didn't feel frustrated, because I did achieve a small amount of success.

The game uses color and sound and is as simple to learn as tic-tac-toe and as difficult to master as Rubik's cube.

**Documentation:** The manual consists of an 8½ x 11 sheet of card stock folded in half. It is logically designed and produced on a laser printer. While it addresses the technical aspects of playing quite well, I wish it offered a few tips on how to play the game and, especially, whether there really is a winning strategy.

**Ease of Use:** The game loads automatically and is fully prompted. It couldn't be much easier to use.

**Value:** The asking price for Tris is in the same ballpark as variations of the program offered for PC and game player users. It is more expensive than most recent TI game offerings, but most recent games are shareware rather than commercial software such as this. I can't tell you how it compares with versions that run on other machines, but is well done. If you are into arcade action and strategy it is definitely worth consideration.





## THE PRINTER'S APPRENTICE (GENEVE VERSION)

**Talkin' about a revolution**

By DOUG PHELPS

This is what the Geneve was made for. A powerful, revolutionary program with hi-res graphics, fast, completely WYSIWYG, and entirely memory resident along with the page (or pages) you are working on. I am talking about the new MDOS version of the popular 99/4A program, "The Printer's Apprentice."

TPA is a pagemaking program which allows the user to place graphics, format text, and draw on a full-length, double-density page. The screen is a 512 x 192 pixel window onto the full 1023 x 767 page.

TPA allows you to use a variety of artwork and fonts. You may use TI-Artist pictures and instances, and, of course, TPA screens. For fonts you may choose from TI-Artist (any size), TPA fonts, and CHARAI type fonts. You may also use custom CHARA+ fonts for use as patterns in the flood fill.

**Performance:** When you purchase TPA, you receive a "flippy" disk containing the program, three TPA fonts, a CHARAI font, and a CHARA+ font especially for patterns on one side, and a sample TPA screen on the other side.

TPA allows you to have an unlimited number of graphics on the page and an unlimited number of any mixture of fonts from any of the possible sources. You may have only one font in memory at a time, but that font's size may be increased several times (for titles perhaps).

When TPA is booted, (it takes about 28 seconds on my disk formatted with the excellent Hypercopy) a sparse screen appears with several selections which may be chosen by the pressing of its first letter. Pressing "A", for artwork, takes you to the screen where art is loaded and saved (any portion, or all of the page may be saved in TPA format only).

Choosing "Fonts" — any font can be loaded in five keystrokes or less by paging through the file names listed with the directory function. Also on the font screen, the CHARA+ pattern may be edited to taste and saved in a custom file for use in the fill option (64 fill patterns are included).

"Colors" allows you to adjust the

**Reviews****Report Card**

<b>Performance</b> .....	<b>A+</b>
<b>Ease of Use</b> .....	<b>A</b>
<b>Documentation</b> .....	<b>B</b>
<b>Value</b> .....	<b>A+</b>
<b>Final Grade</b> .....	<b>A</b>

**Cost: \$22.50 (includes shipping)**

**Manufacturer: McCann Software, P.O. Box 34160, Omaha, NE 68134**

**Requirements: Geneve 9640**

foreground, background, and cursor colors. (Color is not provided in page creation).

Selecting "Jotter" takes you to a mini TI-Writer-like word processor. Display/Variable 80 files may be loaded, saved, and edited in lengths up to 100 lines. The text created or loaded into the Jotter is what is used for formatting text on the page. It is important to remember that where the cursor is left when the Jotter is exited, is where formatting begins. This is useful when formatting multiple columns. When the formatting is finished in one column, merely place the cursor on the word after the last word in the column just formatted, in the Jotter buffer.

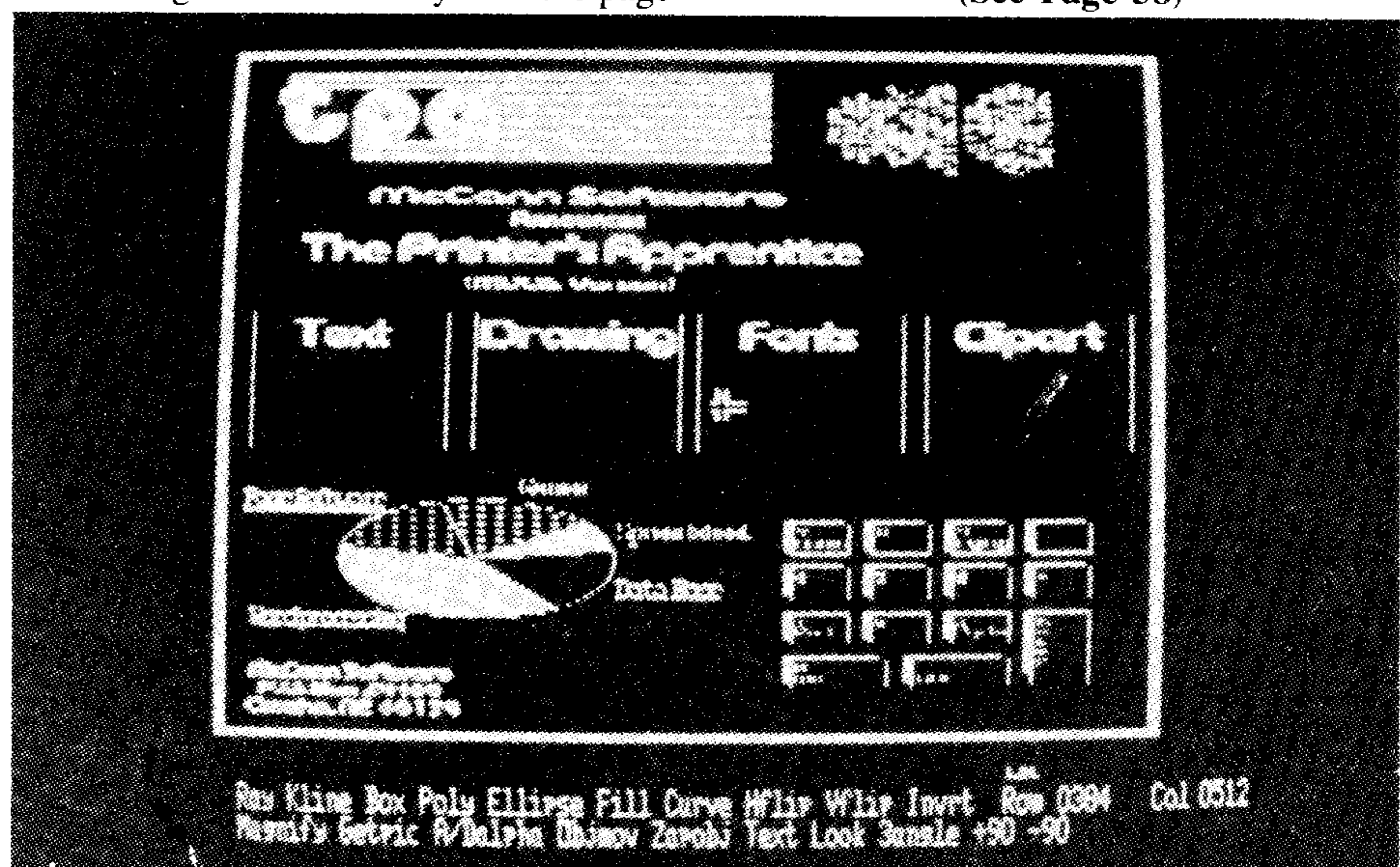
Selecting "Draw" takes you to the page

creation screen. TPA actually has two pages in memory at one time, a front and a back page. The front page is what is usually printed out and the back page is where your graphics are first loaded, before cutting and pasting onto the front page. Another menu is present at the bottom of the screen, with a Row and Column display which keeps track of the cursor location to the pixel. After a selection from the menu is made (by pressing the first letter of the option), the arrow keys are used to move the cursor (no provision is made for joystick or mouse use) one may draw rays, continuous lines, boxes, polygons, circles, ellipses, curves and more.

Other options provide for horizontally or vertically flipping portions of the page, rotating parts of the page, moving or copying parts of the page, erasing parts of the page, magnifying part of the page, and even viewing a reduced full page representation of the whole page. The full page is represented by displaying every other line horizontally, and every fourth line vertically.

Text may be formatted anywhere on the page, centered, right margin justified, and either left or right margin ragged, in as many columns as you wish. After selecting the text option, a box is opened by "anchoring" the upper left corner with the "insert" key and pulling it open to the desired size.

(See Page 38)





\*\*\*\*\*  
 PRICES Subject to CHANGE WITHOUT NOTICE  
 Please call for a CURRENT Quote

To **BUD MILLS SERVICES** (419) 385-5946  
 166 Dartmouth Dr.  
 Toledo Ohio 43614 DATE \_\_\_\_\_  
 From name \_\_\_\_\_  
 address \_\_\_\_\_  
 city \_\_\_\_\_ state \_\_\_\_\_  
 zip \_\_\_\_\_ phone (\_\_\_\_) \_\_\_\_\_

Quan	ITEM	cost/ea	amt
	HORIZON BARE BOARD incl Manual + S/W	\$ 40.00	
	Zero K =all parts + Board less memory	\$100.00	
	Above with 92k SSSD	\$145.00	
	MEMORY 192k DSSD	\$190.00	
	256k	\$220.00	
	384k DSDD	\$280.00	
	512k	\$340.00	
	800k	\$475.00	
	Add 90k Boot above	\$ 60.00	
	One MEG	\$575.00	
	256/800 PHOENIX	\$595.00	
	NEW RAMBO MOD	\$ 45.00	

	P-GRAM kit 72k	\$150.00	
	NEW P-GRAM+ kit 192k	\$250.00	
	CLOCK for P-GRAM's	\$ 20.00	
	KITS incl ALL PARTS Needed		

Pre-Built READY TO RUN ADD \$30.00

MEMEX NEW for the GENEVE ONLY MEMory Expansion available NOW			
	MEMEX 504k	\$245.00	
	MEMEX 1008k	\$305.00	
	MEMEX 1512k	\$365.00	
	MEMEX 2016k	\$425.00	
Note to use a MEMEX over 504k requires a GENEVE mod. Instructions with purchase			

Deduct 5% IF you are purchasing  
5 or More of the above Items-->

	Upgrade old 180k to 256k w/instructions	\$45.00	
	32/16 Console Mem Mod with Super cart	\$45.00	

Item total \$  
Ohio Residents add 6% sales tax

Shipping OverSeas ADD \$ 7 Surface  
or \$15 AirMail  
( Small packages \$5.00 by air)

Visa, MC AmEx add 10% US ;  
 3 Canada Call 1-800-736-4951  
 (DISK ONLY SOFTWARE) \*\*\*\*\*  
 AMOUNT ENCLOSED \$

Please Call or Write for more info.  
 Call TI-COMM BBS on 419 385 7484  
 for current prices or information  
 300 Baud,7bit,e / 1200,8,n / 2400,8,n  
 \*\*\*\*\*

Shipping and handling included  
 within U.S. and Canada  
 AmEX + MasterCard + Visa ADD %10  
 \*\*\*\*\*

# TPA—

(Continued from Page 37)

Pressing enter formats the text in Jotter inside the box to its limits in the currently loaded font. Formatting, say, a Jotter full of text to a full page may take a couple of minutes. But, no extra program is needed. It is all done at MDOS speed before your eyes. Small amounts of text may be entered with the A/Dalpha option without using the Jotter. This is useful for typing titles or labels.

Graphics are used by first loading them onto the back page, and then cutting and pasting them anywhere on the front page. The procedure is much like formatting text on the screen. After loading the graphic (picture, instance or screen) you open a box on the front screen which will be large enough to hold it by anchoring the upper left corner with the "insert" key and opening it to the desired size. Once a picture is loaded and placed on a page, that's it. The graphic may be copied or moved anywhere on the page. You may remove the disk and forget about it. Everything on the page is saved as one file. This can make for a large file (anywhere from a few sectors to slightly over 360 sectors), but I prefer it over the method of saving a page, and merely saving the disk location of each graphic that the otherwise excellent Page Pro 99 uses.

No matter how good a page creation program is, it eventually has to be printed or it's of little use. Printing from TPA allows many options. It may be printed on an Epson or Gemini 10X, in single, double- or quad-density, single or double-strike, in portrait or landscape. Any portion, or the entire page may be printed.

Using the Cpixel editor, the size and shape of the pixel may be altered. If the pixel is edited to print four pixels for every one on the page, the page would print out four times as large. Of course, a full page will not fit on a page if it is enlarged four times. But, an instance along with a little text could be enlarged this way for good effect.

After entering your printer device name (PIO.CR, etc.), choosing the "Goprint" option will cause the part of the screen you chose to print out. Additionally, advanced users may use an option where both the front and back screens are printed side by side with the quad-density option.

**Documentation:** The documentation is a well-done booklet done entirely with TPA. It could use some more in-depth examples, but it provides enough basic information to allow the user to get started and discover some things on his own. I didn't mind experimenting at all. This is a fun program.

**Conclusions:** A few things I would like to see in future versions are a pixel editor to allow expansion of artwork on the screen and not just at printout time, and the provision for the use of a joystick or mouse. According to the author, he has had some trouble acquiring a mouse.

The Printer's Apprentice improves on the capabilities of Page Pro 99, combines them with the drawing functions of TI-Artist (and a few of its own), to be the premier page publishing tool in the 99'er world. The programmer has said that this program is the test to see if the Geneve community will support his efforts. At \$22.50, don't let this program get away. It is a must have for every Myarc 9640 owner.



## MICRO-REVIEWS

# Everything from videos to taxes

Ratings for the software reviewed in this column will be based on a star system as follows:

- ★ Leave it alone, back to the drawing board.
- ★★ Needs improvements, but workable.
- ★★★ A good program, worth trying.
- ★★★★ Send your money and buy it.

---

### ★★★★ FUNNELWEB INSTRUCTIONS (Video)

---

For all of you who have done battle with the Funnelweb Configuration files, and lost the war, I present Charles Good. Charles has taken the new 4.2 version and made a video documentary on setting up FW.

It starts right out by telling you what all those vague two-letter file names mean, and takes you all the way through the configuration.

Charlie does a heck of a job on narration — although after an hour or so, I could have used some background music. But the tape accomplishes what it sets out to do, getting the Funnelweb system up and running, based on your own needs.

Many features of the configuration files are rough to get through. Almost everybody will benefit from this tape. Paid Lima User Group members or bona fide group librarians can send \$5 and a new blank VHS tape to Charles Good 210, Ohio State University, Lima OH 45804. (Others write for price).

---

### ★★★★ TI-TAX

---

There has already been a major review of this program in the Feb. 1987 issue of MICROpendium, so I won't bother to go over the whole thing again. It's enough to say that this program is worth every penny you spend on it.

First a quick overview for the newcomers to our community, and the ones that need to be hit over the head for convincing.

TI-TAX is basically a series of Multiplan templates that closely resemble (it's scary) the IRS forms. You load these into the Microsoft Multiplan environment and fill out the appropriate lines with your own creat-

ive bookkeeping numbers. When you are finished, Multiplan calculates your tax return and all you have to do is dump it to the printer.

A word of warning: You cannot send a signed facsimile to the IRS, so any form that requires a signature is for practice only. Any form NOT requiring a signature can be sent in as is. The author has now included a Form 1040, (and possibly 1040A) Overprint though, so you can slip the official form into your printer and it will fill in the lines. This is a new feature.

Another new addition to the program is a file called INITIAL. This transports mundane information like name, address and Social Security number to each form. That's a heck of a time saver right there.

Since the government tends to make last minute changes in the IRS laws and forms, Bill Chavanne, the author, holds all orders until Jan. 15 and then ships all updates and original orders by Jan. 30. I understand that he has never failed to do this either, a very professional approach.

At this point, there are six packages of forms available: Short Forms, \$20; Long Forms, \$10; Schedules, \$15; Usual Forms, \$15; More Forms #1, \$15; and More Forms #2, \$15. There are a number of forms and schedules in each package that pertain to each other, but I might be inclined to get the first three mentioned for general coverage. Each order must include \$5 for postage and handling, so you save by getting several at once.

You must have the Microsoft Multiplan cartridge to use these templates and also a printer that will do condensed print.

This package has been around since 1983 and it's still going strong. I can't emphasize how professionally it's handled, and that means a lot. The output is so real looking, it gives you the screaming jitters just to hold it in your hand.

Send your money to: William G Chavanne, 4549 English Ave, Ft. Meade MD 20755.

A SASE will get you the complete listing of forms and prices.

---

### ★★★★ MAILING LIST MANAGER

### ★★★★ PUBLICATIONS INDEX

---

Hey look, I'm getting efficient, two reviews in one!

Bill Gaskill KNOWS how to program command files for TI-Base and he is darn good at it. It therefore stands to reason that he would be a likely victim to go with Textaments and begin knocking out support programs for them.

You must, of course, own TI-Base to be able to use either of these programs. To access them, load TIB as you would normally and type "DO MENU" at the first prompt after the date input. It only takes a few seconds to get the main menu, and after that, it's like handling any user friendly database program. Everything is menu driven and there are screen prompts all over the place to help you through.

Let's look at the Mailing List Manager's main menu.

- A. ADD NEW DATA
- C. CHANGE A RECORD
- D. DISPLAY DATA BASE
- F. FIND A RECORD
- H. HELP SCREENS
- M. MAILING LABELS
- P. PRINT A REPORT
- U. UTILITIES
- X. eXit PROGRAM

Each of the aforementioned selections is broken down into sub-menus. (As I said, it's an idiot-proof program.) For instance, when you "add new data" you can select either the normal inverse screen that TIB uses, or, you can bring up a customized screen that spreads your inputs out a little more. The latter may be easier on the eyes for some people.

The Utilities menu allows you to do cataloging, deleting of one or more records, modify your printer driver, etc. Also within this menu is the most unique feature of the program, AUTO-DIAL a phone number. That's right, along with the addresses you put in the phone numbers, then you can

(See Page 40)



## MICRO-REVIEWS—

(Continued from Page 39)

search them out and have the program dial them for you.

The one thing the docs don't tell you about this is that it works best at 300 baud. I beat my brains out for almost a day until I figured that out. It's a fine program if you own TI-Base, and a Hayes-compatible modem.

You have the ability to print out the complete list on labels, or by single name, or based on a search of ZIP codes too, as well as a report list. Neat Program!

The second program, Publications Index, is equally well done, allowing searches on all fields etc.

It's primary design seems to be for computing articles, and under that heading, perhaps MicroPendum specifically. These are the key codes for article types:

- 01 ARTICLE
- 02 EDITORIAL
- 03 NEWS ANNOUNCEMENT
- 04 PROGRAM
- 05 REVIEW
- 06 TUTORIAL
- 07 USER NOTES

If that doesn't narrow it down, I don't know what does. Frankly, I think we have more than enough of these type of programs right now, but to each his own. It does work faster, better and friendlier than any other one I've seen, so for that reason I'm giving it three stars. I would have liked it a lot better if it had been more generalized. How come they think we TIers are so obsessed with our computers that we think of nothing else? I would like to index my National Geographic magazines.

With that in mind, however, I would like to point out that a bit of knowledge about TI-Base command files will go a long way. If you don't like the way these programs are set up, change them! Just make sure you do it to a copy and not the original. If this sounds like I have a patch over one eye, forget it. The author and Texaments both agree that these programs are as much a learning experience as anything else. Once you've learned, and created your own command files, send your efforts to Texaments and MAYBE you can make some money.

Both programs are \$14.95 each plus shipping. Order from Texaments, 53 Center Street, Patchogue NY 11772, or call their

BBS at; 1-516-475-6463

★★★★

**TIPS (TI Print Shop)**

I have been a little reluctant to talk about this program up to now, simply because it's status seemed a little unclear to me. That is no longer the case, so here we go.

Never in the history of this community has so much been given for so little. It's free, free, free!

The gentleman who created the system, Ron Wolcott, wants nothing but our thanks and appreciation. He has my thanks many times over.

**How come they think we TIers are so obsessed with our computers that we think of nothing else? I would like to index my *National Geographic* magazines.**

Before I get into what the program does, I should tell you that the entire system contains, at this point, approximately 4,000 graphic pictures. They have been ported over to the TI world by Ron from public domain IBM graphics.

As many of you know, I am a real graphics freak, so believe me when I tell you there's no junk in this collection. They are all fabulous art work, and most measure about 10x15 characters, so they aren't small either.

Also included in the graphics system is a batch of fonts. These are used mainly with the TIPS print shop utilities. From the program you can make banners, cards, flyers, the whole ball of wax.

The only problem here is that the TIPS program is slow, but it's getting better with every new release. The newest version, 1.4, I think, better than doubles the speed of 1.3. I think the big problem here is that one program is trying to do everything, so it needs to be broken down a bit.

Two separate programs are included with the system that view and convert the graphics to Artist instances. These two programs are written in "C" so they work faster than greased lightning.

When I first started to get involved with TIPS, I decided that the first thing I wanted to do was to convert everything to Instance format. I now realize that this was an incredibly stupid idea. You see, each graphic file contains about 100 separate graphics. The file is a compressed format that is incompatible for anything except TIPS, unless you use the converter. Since a program is included to print out sample sheets from the files, all you really need to do is make yourself a catalog. When you need a graphic, just look it up and convert it. This only takes about 20 seconds, so you might as well leave the original format alone.

OK, where to get this ultimate graphics system. It is available on all the networks — GENIE, CompuServe and Delphi — and may even be trickling down to the BBSes by now. If you don't have access to the networks, drop me a line, and I'll figure out a way for you to get it.

Keep in mind, the total system now comprises about six or seven DSDD disks. I expect Jim Peterson or Barry Traver can help you out, also.

**PUBLIC DOMAIN CATALOG**

Jim Peterson, of Tigercub Software, has completed a new public domain software catalog, #2. You can order it from Jim for \$1, refundable on your first order. The catalog contains the listings of 309 SSSD disks of all kinds of programs.

I know there is a tendency for some people to ignore the PD stuff thinking that it may not be quite the "hotshot" stuff that is being produced these days, but they are wrong. There are a heck of a lot of terrific programs on these disks. Sometimes they don't quite fit the bill, but can very easily be adapted to do so.

A case in point is disk #910, graphs and charts. There are a number of programs on this disk to produce graphs on the screen. I found a beauty that would give me what I needed, and all I had to do was include a screen dump in the XB code. This stuff is worth its weight in gold.

Send \$1 and a large SASE to Tigercub Software, 156 Collingwood Ave, Columbus OH 43213.

If you would like your software considered for review in this column, send it (with an SASE if you want it returned) to Harry T. Brashear, 2753 Main St., Newfane NY, 14108.



## WAR OF THE NETHERWORLDS

# Defend your home planet

By KEITH BERGMAN

I read an estimate once that there are as many as 80,000 TI owners with just a cassette player.

Software for these owners, however, has been few and far between of late. As software becomes more advanced, the 16K that seemed like so much in 1979 is now a severe limitation. But interesting programs can be written in this small memory space. Case in point is War of the Netherworlds, a game from Donaldson Software.

In this two-player game, each player starts out on a planet with 100 fighters. The goal is to wipe out the opposing player's fighters. The players take over the 12 moons between their planets, using them as springboards for future attacks and building ships on them. The moons are also sources of materials for battlestars (more on them later). Your fighters can only fly across small areas of space at a time, so the moons are vital for attacking the home planet.

Each moon has a randomly set productivity rate. This rate determines how many new ships are built on the moon each turn. For example, if you have 100 ships on a moon with a 12 percent productivity rate, you will have 112 there on your next turn. The rate seems to vary from 5 to 25 percent, and it is not evenly distributed across the board. This is a weak point of the game, since there is only one 25-percent-productive moon. In my experience, the person with the 25 percent moon usually won the game. (Just think of 100 fighters, then 125, then 156 and so on. It multiplies rather quickly!)

Attacking another player's moon or planet is simply a matter of sending your ships there. There is no Legends-like battle sequence; it is automatically determined and you are shown the numeric totals. It is more exciting than it sounds, particularly when the fight is for an important moon.

Battlestars are the super-weapon of the game. The four moons closest to your planet supply you with material to build your battlestar. Each time you send fighters back to your home planet, more is added to your battlestar. A percentage total is shown on

## Review

### Report Card

Performance .....	B
Ease of Use .....	B+
Documentation .....	C
Value .....	A
Final Grade .....	B

**Cost: \$8.95****Requirements: console, Extended BASIC, cassette recorder****Manufacturer: Donaldson Software, 521 Lievre St., Buckingham, Quebec, Canada J8L 2C2**

the screen and when this total reaches 100 percent, you can launch at any time. The battlestar wipes out everything on the moon you send it to (it can't be used on planets), leaving that moon deserted. This effort sets the battlestar's completion level back down to 60-80 percent, and you must send more materials to your home planet to fix it and re-use it.

Intelsats (intelligence satellites) are also important to the game. They allow you to gather information on any moon in the game, whether yours or the enemy's. They can be blown up only with battlestars, and each player has three. A player without one is at a definite disadvantage, since he cannot see how many fighters are coming to attack him — and, indeed, cannot even see how many fighters he has on his own moons!

The game can last for 5 to 95 minutes, according to the documentation, but some games I played lasted considerably longer. A save-game feature would be nice in a game like this, even with the considerable wait that saving on cassette would involve. If no one wins after 59 game-years, there is a danger of the twin suns of your planet going supernova. In this case, the game is a tie. This is a good idea, because, if no one has won by this time, the game is usually heading for a stalemate.

The game is easy to use, after a few minutes of trial and error. It would be much easier, however, if the documentation were any help. The docs are only three pages long (plus a half-page of addenda), and they are unclear on several aspects.

The biggest fault I find with the game is that it is for two players only. I like being able to match wits with the computer. But, in 16K, this may not have been possible. Plus, it's more fun to play games like this with others (and I'd like to thank my friend Matt Barnes for helping me test this game — and wiping me out almost every time!)

Floyd Donaldson has made an interesting game. The fact that he got as much as he did into 16K shows his programming skills. The game doesn't set the world on fire with speed, but it's not so slow as to be annoying. And I would have preferred to buy it on disk, but it's no trouble to blow the dust off the old cassette player, load it once and save it to disk. Other than a few minor quibbles, it's a highly exciting game. I recommend it for anyone who enjoys strategic conflicts.

### SeniorNet keeps persons 55+ on line

SeniorNet has 26 sites in 13 states and Canada, where volunteers have trained more than 3,000 persons 55 and older to use personal computers, according to an article in the January 1990 *AARP Bulletin*, published by the American Association of Retired Persons. SeniorNet, founded in 1986 at the University of San Francisco, is open to persons who are not near the sites if they already know how to use computers. Its online component is on the Delphi telecommunications network. SeniorNet's annual membership dues are \$25. Delphi is accessed by a one-time \$15 fee plus \$6.90 per hour evenings and weekends and \$16.70 an hour weekends. For an additional 30 to 70 cents per hour, members can access Delphi's other services.

For information, contact SeniorNet, University of San Francisco CA 94117-1040, or (415) 666-6505.



# Newsbytes

## Texaments releases GuideLines program

Texaments has released **GuideLines**, a supplemental graphics support package for TI Artist PLUS!

**GuideLines**, a two-disk set, features new fonts, instances, slides and pictures, according to the manufacturer. All but one of the 15 fonts included are complete, with both upper and lowercase letters, numbers from zero to nine and a full set of punctuation characters.

The program includes Banner Borders, described as a type of clipart with which banners can be created using the drawing and printing modules of TI Artist PLUS! **GuideLines** includes 12 different banner styles as well as a blank template so that custom banners and banner borders can be designed by the user.

Six different templates come with **GuideLines** to assist users to create personalized calendars, disk sleeves/jackets, standard mailing labels, banners and full page drawings, the manufacturer says. Also included are 17 small instances, two full sets of slides and a numbered full screen position reference template.

**GuideLines** is available from Texaments for \$9.95 (plus \$2.50 shipping). **GuideLines** requires TI Artist PLUS! (also available from Texaments for \$24.95 plus \$2.50 shipping).

For more information, or to order, contact Texaments, 53 Center St., Patchogue, NY 11772, (516) 475-3480 (voice) or (516) 475-6463 (BBS).

FANCY

HEART

JAGGED

## BBS relocates

The bulletin board formerly operated in Calgary, Alberta, Canada, by David Lovering has been relocated to Airdrie, Alberta.

New number for the board is (403) 948-5023.

## UK group to meet in Chester in May

The TI99/4A Users Group UK has scheduled its annual meeting for 1990 at the Northgate Arena in Chester, England, May 26.

According to Stephen Shaw of the group, this is a preliminary notice, with the date and location subject to confirmation.

Shaw notes that Chester is a historic site, with Roman walls encircling the city, an ancient cathedral, a famous zoo nearby, the River Dee and a canal, the Grosvenor Gardens, a museum and shopping center.

He says the nearest international airport is Manchester. From there, it is possible to take a bus to Manchester Piccadilly railway station and go by train to Chester Station.

"A walk or a bus to the Town Hall," he says, "and then ask for or look for Northgate — it is to the north of the Town Hall! Chester is a very compact city."

Tourist information is available from Tourist Information Centre, Town Hall, Chester, Cheshire, England.

Show information is available from Shaw at 10 Alstone Rd., Stockport, Cheshire, England SK4 5AH.

## Shorock publishes catalog of programs

Don Shorock has released a second catalog of language and other educational fairware.

Shorock notes that his programs are fairware but not public domain freeware. Users ordering copies should send a blank unformatted disk, along with a mailer and postage. Shorock can produce only SSSD format. Fairware contributions may be sent with the order or after the user has used the program.

Foreign users need not send the disk, disk mailer and postage, he says, but should send a larger contribution to cover these items.

His disk ED01 contains three geography, three history, one astronomy and five math programs from elementary to algebra;

ED02 contains seven geography and five math programs; ED03 contains two geography and two music identification programs, also chemistry, flags, geology, history philosophy and semaphore code ED04, **Inventions**; and ED05, **Kansa: Geography**.

Shorock offers drill programs for Japanese, Russian and Czech, and vocabulary files for Japanese (Kana and Romanji), Czech, Danish, Finnish, French, German, modern Greek, Hungarian, Norwegian, Polish, Spanish, Swedish, Vietnamese and Latin.

Under development ("ready to go in about two evenings or one day of programming"), are a number of language vocabulary file programs. Shorock notes that an order for one of these would "bump it to the top of the list of those being developed." These are Croatian (Latin alphabet); Czech, Danish, Finnish, French, German, modern Greek, Hungarian, Norwegian, Polish, Spanish (different type of program); Esperanto; Gaelic; classical Greek; Indonesian; Italian; Rumanian; Russian; Serbian (Cyrillic alphabet); Serbo-Croatian (Latin alphabet); Slovak; Swahili; Turkish; and Ukrainian.

Programs under development with "more serious work to do" are Japanese Kanji filer, stroke order and bare bones; Arabic; Bulgarian; Hebrew; Icelandic; and Yiddish.

Shorock says some languages are beyond the machine's capabilities, including Thai and most Southeast Asian languages besides Vietnamese, as well as the languages of India.

For information or to order, write Shorock at P.O. Box 501, Great Bend, KS 67530.

## Quality 99 Software relocates office

Quality 99 Software has moved to larger offices, according to company president Larry Hughes.

New address for the company is 611 26th St. S., Arlington, VA 22202. New phone number is (703) 836-4629.

Hughes says users can receive a catalog of Quality 99's disk programs by sending  
(See Page 43)



# Newsbytes

(Continued from Page 42)

the company a stamped, self-addressed business-sized (No. 10) envelope at the above address.

## Harrison finds bugs

Harrison Software has uncovered and corrected two bugs in its Word Processor. Both affect the "Configure System" utility. The first will affect persons who use other than "PIO as the printer port, as only the first three characters of the printer port name will come back when the system reboots with a configure file.

The other bug is in the "Printing Defaults" section of the same utility. The type style input won't accept anything but a number.

Bruce Harrison says both bugs have been corrected in orders shipped this year. He notes that the bugs will not affect all users.

He says, "Any user who's bothered by these bugs can simply write to us and we'll

forward a corrected disk at no cost."

Write Harrison Software, 5705 40th Place, Hyattsville, MD 20781.

## Inverter available

PowerStar Products Inc. has released a small inverter for use in cars, trucks, RVs, vans and boats.

The **POW200** plugs into any standard cigarette lighter and delivers 115 volts AC (house current) for operating appliances up to 200 watts (400 watts peak), according to the manufacturer. It will run a personal computer, an electric drill or a TV and VCR.

The inverter works whether the engine is running or not, the manufacturer says, since it uses the energy stored in the vehicle battery. The manufacturer says it is expected to fill many applications previously filled by a generator.

Suggested retail price is \$149.95.

PowerStar Products is located at 10011 North Foothill Blvd., Cupertino, CA 95014. Phone is (408) 973-8502.

## Reservation mixups plague Fest West

BJ Mathis of the Southwest Ninety-Niners, says that problems have been experienced with a number of room reservations for the TI Fest West '90, to be held at the Day's Inn at 88 East Broadway in Tucson, Arizona.

She says no reservation records exist for a number of attendees who say they have called to make reservations. She asks persons who have not received confirmations of their reservations or who are concerned about their reservations to telephone her at (602) 747-5046.

Send *Newsbytes* to MICROpendium, P.O. Box 1343, Round Rock, TX 78680.

# User Notes

## Reduce wear and tear on disk drives

This tip appeared in the newsletter of the Ozark 99er User Group of Springfield, Missouri:

Since a disk drive can wear out eventually, and since most of the wear that can happen to a drive is in the area of the carriage and stepping, you can take steps to set up your diskettes to do a minimum amount of work everytime you use them. After a diskette has been filled up and you no longer expect to make any changes, and are about to put a write-protect tab on it, why not make a copy of it using the file-copy utility in your disk manager? This will serve two ends. First, you will benefit every time you catalog the diskette because it will run faster, and second, it will decrease the amount of head wear.

To see this for yourself, run a directory of a diskette that you have many files on, and just listen to the drive work. Then, copy the files to a newly initialized diskette and see how much faster it creates the

directory.

## ...by the way

If you think that all you have to do to back up your programs is put them on a diskette and hide them from the kids, think again.

Magnetic media isn't particularly stable over the long haul. So that what is there today may be gone next year. Even if you do everything right.

This is of particular interest to hard disk users who back up their hard disks to floppies. (and at this point who doesn't?). It may also be of interest to those who keep archival copies of their programs and files.

At any rate, the data on magnetic media tends to deteriorate after a period. Some say data on a floppy will be safe for two years. Others say one year. Others say longer. It just depends. Even so, there are a few things you can do to keep your data as safe as it can be. Always keep your disks away from heat sources, computers, telephones, radios and other electronic devices. Also, don't expose them to ex-

tremes in temperature or humidity. And stack them on top of one another. This will help prevent them from warping.

After doing all this, understand that the data on the disks won't remain there forever. Bits and pieces of it will gradually just disappear, even if you keep them in a hermetically sealed bank vault.

So how can you maintain a set of backups? Well, you will have to backup your backups periodically, every year or two will probably be good enough. And, no, it doesn't matter whether you back them up to 5.25-inch disks or 3.50-inch disks. Even streamer tapes, being magnetic media, aren't guaranteed to keep your data forever.

## Daytona user update

They still meet but not officially. Former members of the Daytona 99ers User Group, which disbanded some time ago, continue to meet at the Port Orange Public Library, according to Arnie Stewart. Six-eight 99/4A users meet at 7 p.m. Wednesdays at

(See Page 44)



# User Notes

(Continued from Page 43)

the library, where they keep a full TI system. The group folded because there weren't enough active members to keep it going. According to Stewart, the group still maintains a mailing address — P.O. Box 15232, Daytona Beach, FL 32115 — though it doesn't usually answer mail. Stewart says the informal meetings are open to any TI users.

For more information, contact Stewart at 904-428-0819, or write him at 827-11th Ave., New Smyrna Beach, FL 32169.

## Right justified text

This comes from Bill Gaskill, of Grand Junction, Colorado. He writes:

Routines to manipulate text strings have appeared in MICROpendium numerous times over the years, including routines to center text on the screen, provide word wrap simulation and others. This routine demonstrates how a text string can be right justified. Most of the programming that is included is overhead that is used to let the user see what is occurring with the string while the program is working on it. The actual right-justify coding takes place in lines 140-190.

When the program loads you are prompted to enter a string of text to justify. Once you do so and press the Enter key the string is then divided into two strings at the point where the first blank space is found. Among other things, line 140 sets B\$ to equal a blank space and then T to equal the POSition of the first blank space in the string. Line 150 then sets S to equal the same position the first time around and then it uses that position to SEGment the original string into two strings. The display on your screen will show what C\$, the first half of the string, looks like, and then just below it, D\$, which is the second part of the original string.

Below both of the string segments E\$ is displayed just above the numeric ruler that is used to show you what occurs with the string that will ultimately become the right-justified text. The justification process takes place one action at a time so that you can observe it. Just press Enter each time you wish to see another part of the justification process take place.

When the string has been right-justified the program will jump to the end of the process in line 220 and then display the new string. You may press Enter again to do another string or simply end the program with FCTN Quit.

```

100 CALL CLEAR :: CALL SCREE
N(5):: FOR A=1 TO 14 :: CALL
COLOR(A,16,5):: NEXT A !215
110 DISPLAY AT(1,5):"RIGHT J
USTIFY TEXT" :: CALL CHAR(12
6,"OFF")!173
120 DISPLAY AT(3,1):"Enter s
tring to justify:" :: DISPLA
Y AT(6,1):"~~~~~
~~~~~" !233
130 DISPLAY AT(18,1):RPT$("
",28):"123456789012345678901
2345678" :: DISPLAY AT(21,1)
:RPT$(" ",28)!238
140 ACCEPT AT(5,1)SIZE(-28):
A$ :: B$=" " :: I=LEN(A$)::
IF I=28 THEN 220 ELSE T=POS(
A$,B$,1):: G=T :: DISPLAY AT
(22,1):" " !064
150 S=POS(A$,B$,T):: C$=SEG$
(A$,1,S):: D$=SEG$(A$,S+1,(
8-S))!092
160 DISPLAY AT(9,1):C$ :: DI
SPLAY AT(11,1):D$ !065
170 IF C$="" THEN E$=D$ :: T
=G+1 :: GOTO 150 !172
180 E$=C$&B$&D$ !204
190 DISPLAY AT(17,1):E$ :: A
$=E$ :: IF LEN(A$)=28 THEN 2
20 ELSE T=S+G !236
200 DISPLAY AT(23,1):"Press
any key to continue..." !099
210 CALL KEY(0,X,Y):: IF Y=0
THEN 210 ELSE 150 !015
220 DISPLAY AT(5,1):A$ :: DI
SPLAY AT(22,1):"Text is now
right-justified.":" ":" " !1
03
230 CALL KEY(0,Y,X):: IF X=0
THEN 230 :: GOTO 120 !139

```

## PLUS! mods told

This comes from Jack Sughrue, of East Douglas, Massachusetts. Sughrue is the author of PLUS!. He writes:

There is a debug item relating to PLUS! that I would like to correct. In the monthly planning calendar program the year

1990 will not print out on some earlier versions of PLUS!. The error occurs in the first DATA line (around 240 on most early versions) the @ signs in that line should be changed to the number 1. The error crept in when I was in the process of changing the printout to a different framing device for the days. PLUS! (version 2.0) has all the bugs removed and all the new changes operating smoothly.

The second PLUS! item which should be changed for anyone using the newer versions of Funnelweb are the coding items C1 and C2. Because FWB's CONFIG program now uses these terms, I recommend that all the C in PLUS! codes be changed to Z codes. To do this properly, rename (with DM-1000 or whatever disk manager you use) codes C0 through C9 to Z0 through Z9. Then go inside each 2-sector, numbered autocode and change the first line of each from .IF DSK1.Cn to .IF DSK1.Zn; the n in each case being the code number shown. These latter changes must be done in the EDIT mode and reSAVED under their original numbers. This will then remove all the conflicts with people who retain their CONFIG files on their working word processing disk. You might also want to change the DSK number to your preference at the same time for the full autoload features.

## c99 correction

This comes from MICROpendium columnist Charles E. Kirkwood Jr., of Clemson, South Carolina. Kirkwood writes a column the c99 column. He writes:

For some reason or other your word processor did not print the same character as mine in the December c99 article. This normally might not make much difference, but in this case the address labels won't be printed correctly for those who use the disk version.

To quote from the article as published:

I order to print the name on one line and the address on as many lines as needed, two characters, and ', are used to indicate where a carriage control should be and the end of the address, respectively. Sample address data:

MR. JOHN DOE"100 Lark Ave."Clem  
(See Page 45)



# User Notes

(Continued from Page 44)

son, SC 29631(803)6540000

MISS JANE DOE"245 Main St."Easley,  
SC 29640(803)8550000

A blank appears for the first character in the text and a quotation mark appears in the examples. I wanted to use characters that are not normally used. This first character should have been a tilde, that little wavy line (FCTN W), thus;

MR. JOHN DOE ~100 Lark Ave. ~Clem  
son, SC 29631(803)6540000

MISS JANE DOE ~245 Main St. ~Eas  
ley, SC 29631(803)8550000

This incorrect character also appeared in the PRINT A LABEL function.

This will not be a problem for those who copy the article from the magazine, because the text and program use the same symbol, but it will be a problem for those who receive the disk.

## The PATH command

This comes from Bob Sherburne, of Las Vegas, Nevada. He writes:

You may or may not be familiar with the PATH command in MDOS. It lets you define a path to search through if the command or filename you type is not found on the current drive. I have written over 100 batch files to take care of the mundane chores or loading modules from MDOS, printing or showing files, doing catalogs of directories, etc. Even though the batch files are only 2-4 sectors in length, they still took up 200+ sectors on my Horizon RAMdisks.

Using  
"PATH H:BATS;H:MDOS;H:UTIL;"  
will tell the computer to look through three directories on my hard drive and see if the command/filename is located in any of them. If it is, MDOS will then run the file just as if you had typed in the correct drive, directory and filename in the first place. This lets me use my Horizon RAMdisks as uncluttered workbenches but still have hundreds of files available *instantly* on command. It takes less than one second to access a batch file via the PATH using a 28ms hard drive.

PATH also works with floppies.

"PATH A::B::C::"

searches floppy drives A, B and C for the

command/filename if it is not found on the current drive. I cannot recommend a long path when using floppy disk drives since it takes much longer to search each drive than it does to search a hard drive or RAM-disk. If you don't have a hard drive or RAMdisk, it might be a good idea to keep frequently used batch files or programs on one of your floppy drives and use a short path to search that particular drive.

The PATH command may be included in your AUTOEXEC or typed in from the command mode. If PATH is entered without parameters the current path will be displayed for you.

MDOS has what I consider to be a major flaw concerning this command: If you have used CD (change directory) and are no longer in the Root directory, the PATH command no longer works..

## Complete cleaning cures console lockup

This comes from Bruce Willard, of Worcester, Massachusetts. Willard is vice president of the Massachusetts Users of the Ninety-nine and Computer Hobbyists. Because the following involves disassembly of the 99/4A console, neither the author nor MICROpendium can take responsibility for the results. Follow the instructions carefully. Do not attempt it if you don't feel qualified. He writes:

Much has been written regarding lockups of the 99/4A console. These console seizures can be caused by dirt at various locations in the console, dirty edge contacts on cartridges, faulty power supplies, worn parts, and many other not so likely possibilities.

Over many years, I have found that, by far, the most likely culprits are dirt, grime, and grease in the cartridge port. Generally, the first signs of problems are periodic lockups when using the Extended BASIC cartridge. Some people have actually thrown away their XBASIC cartridges, assuming them to be defective. What a waste! The problem progresses to where the XBASIC cartridge won't function at all. However, some of the game cartridges operate fine. I believe that is because more edge contacts are used in the XBASIC cartridge than in most other

cartridges.

What is required is only a thorough cleaning. I have cleaned a number of consoles over the years, providing console cleaning demonstrations at TI fairs and user group meetings. All of them had similar symptoms. Every one operated perfectly immediately after the cleaning. I can only conclude through my experience that dirt is the No. 1 TI99/4A killer.

Recently, I began having lockup problems on my console which cleaning didn't resolve. Closer inspection showed that the cartridge port adapter edge contacts had "pits" in them where they made contact with the internal metal pieces of the socket mounted on the main printed circuit board. Pits are a great place for grime to settle, and escape basic surface cleaning. I carefully resoldered the edge contacts using a low wattage soldering iron. *I do not recommend doing this if you are not at least somewhat experienced using a soldering iron.* This solved the problem thus far.

The following may be helpful to those daring enough to clear up most lockups.

### CONSOLE CLEANING AID

First, get some *bonded* paper for cleaning. Cut it into 4-inch strips about ¼-inch wide. Get a small, flat-bladed screwdriver to aid in cleaning. Also, acquire a phillips screwdriver to open the console.

To begin, disconnect all cables from the console. The on/off switch (for the black and silver consoles) comes off by pulling, very carefully, straight toward you (assuming the console is sitting flat in front of you the way you normally use it.)

Once the switch cap is removed, turn the console over and remove all screws. Life off the bottom. You will now see the main board encased in sheet metal, the power supply, and the keyboard. To get to the main board you must remove two screws from the power supply board and set the board aside. Now, there are three screws to remove the main board. Just be careful. You will be able to see all of them — one on each end and one in the middle. When the screws are removed you will be able to life the main board out once you pull off the keyboard connector, which is about in the middle of the edge of the board that is closest to the center of the case.

(See Page 46)



# User Notes

(Continued from Page 45)

Now that you have disconnected the main board, turn it over. Notice the L-shaped cartridge (GROM) adapter. Just pull it off. At this point we will begin cleaning. Take the flat-bladed screwdriver and fold a strip of the bonded paper over the end. Now place that covered end into the GROM connector and move it back and forth and up and down. *Do it carefully*, applying some pressure to the sides of the connector. Continue this action, changing the bonded paper frequently as it becomes dirty, until you can pass the paper anywhere in the connector and have it come out clean. You don't need solvents. Using the wrong type could cause you more problems.

Perform the same procedure on the L-shaped adapter, but first carefully remove the plastic cover. It is held on with little tab clips. It might even be wise at this time to remove, permanently, the cloth strip inside. It's probably too filthy to do any good anyway.

Once that is done, rub the bonded paper on the edge contacts of the adapter (both sides) until they are clean. Do the same thing to the edge contacts on the main printed circuit board.

Now carefully reassemble the console. Insert the adapter into the main PC board first. Align the main PC board so that the GROM port will slide through the small opening in the plastic case. Then pay close attention to the little plastic alignment posts that will help position the main board properly for reattachment with screws.

Continue with the re-assembly of the console. Once assembled, be sure everything fits properly and then give it an operational test. It's amazing what a clean console can do for you.

## Printer buffer is a good deal

This comes from G.S. Tory of Victoria, British, Columbia. It concerns the Heathkit SK-203 printer buffer, which is available for a low price. He writes:

The buffer recently went on sale at a clearance price and is certainly a versatile unit. It comes with 64K of memory and is expandable to 512K. It has both serial and parallel inputs and outputs, and may be

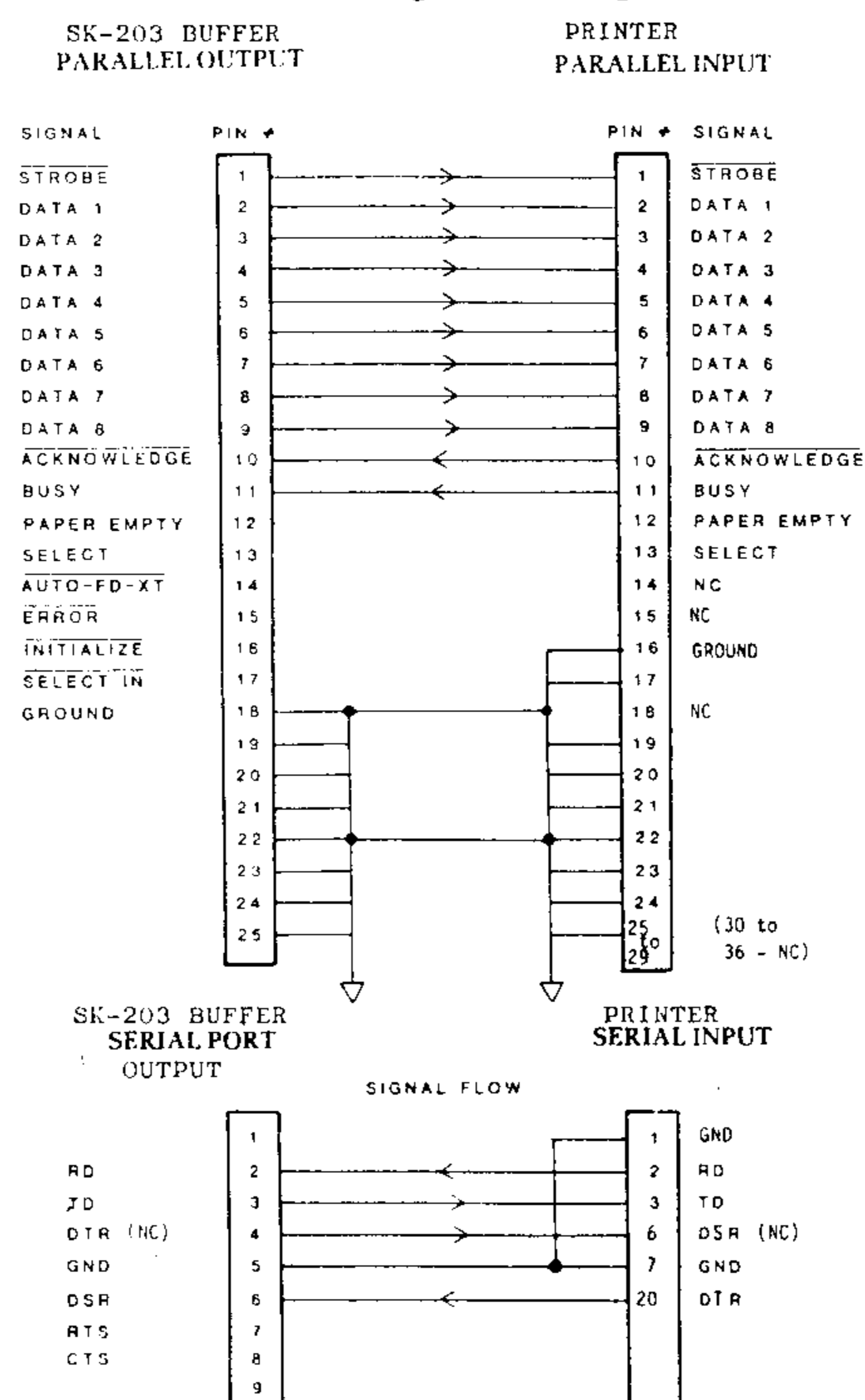
operated straight through, crossed or both inputs to one output.

The serial baud rate, number of data bits and number of stop bits selected for the output can be different than the input parameters. For example, I was running 4800 (7 data bits, odd parity, 1 stop bitt into the unit and feeding out 600 (8N1) to a printer. It allows printing extra copies using front panel buttons, or clearing the buffer, etc. It also has a digital display showing the amount of memory currently available, and it tests the memory at each powerup.

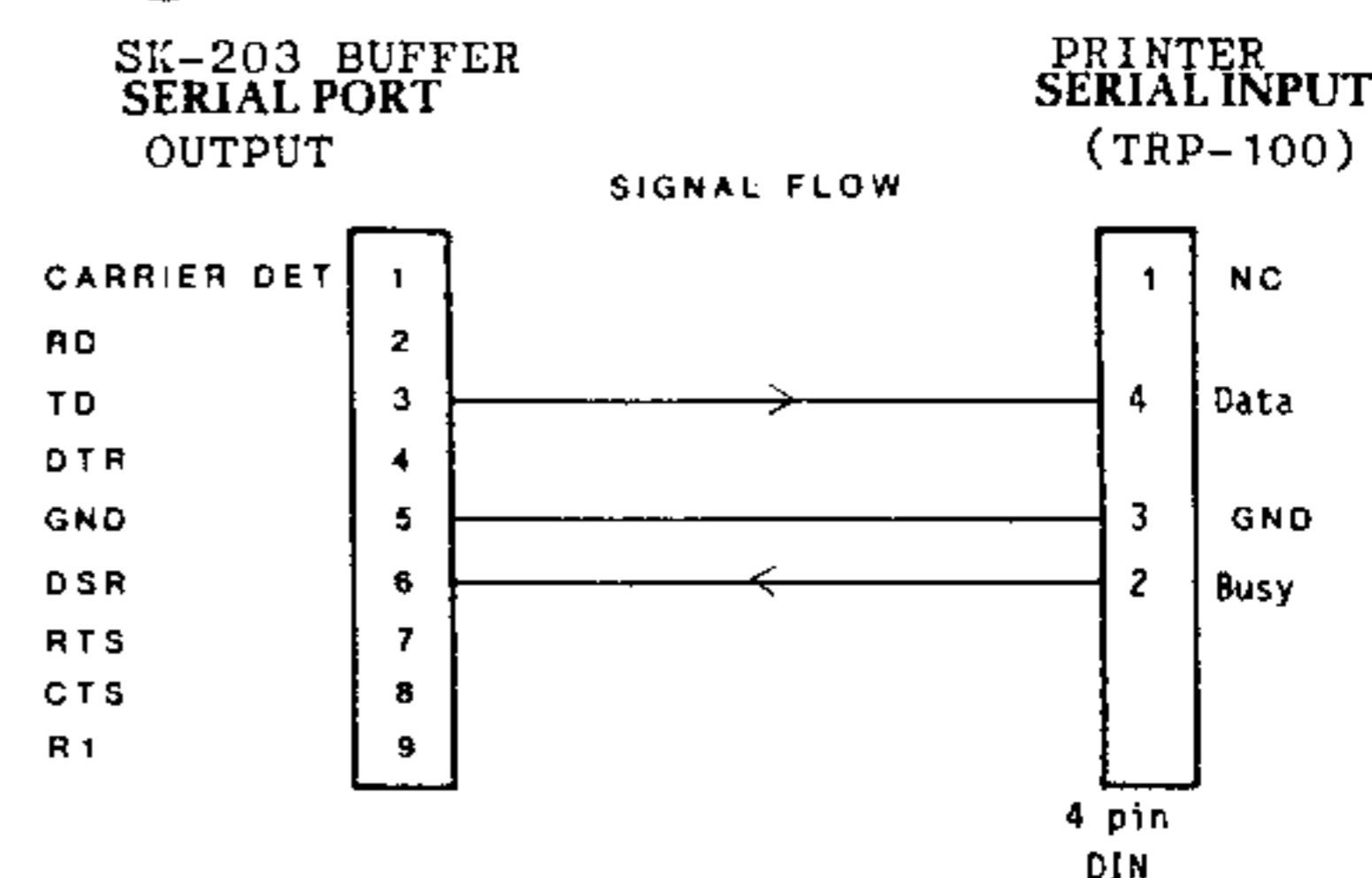
Connecting cables follow IBM conventions, which may seem odd to TI users. DB25 connectors are used for the parallel connectors and DB9 for the serial! Of course, there are no hookup diagrams shown in the handbook for the TI, but I've included a copy of the diagram I used to make up cables for my system (see below). My cables are shielded, although I haven't shown them to be. You can make them shielded or unshielded. Other models of printers may require minor changes, but you can consult your printer handbook for this.

### Heathkit SK-203

#### Buffer to Printer (Parallel) Cables (For SC Messenger (par. or ser.) & Radio Shack TRP-100 parallel input only)



### Heathkit SK-203 Buffer to Printer (Serial) Cables (Using Radio Shack TRP-100 Printer)



If you can pick up one of these buffers at a good price, I'd say — Go for it! The kit requires lots of careful soldering, but all IC's are socketed, which makes it a little easier, both for the building and for any required fault-finding.

## Geneve PD software

MICROpendium will supply public domain Geneve software to readers who can't get it from bulletin boards or user groups. The disks are numbered by set. Currently there are three sets available, numbered 1-3. Each set contains a variety of programs and files for the Geneve. Because of the variety of disk formats used by readers, the sets are being offered in three formats. The chart below gives the cost per set based on the disk format ordered:

FORMAT	COST	# of DISKS
DSDD	\$5	1
DSSD	\$6	2
SSSD	\$8	4

When ordering, stipulate the format required and the disk controller you are using.

There is no catalog, but the disks are packed with programs that are available from bulletin boards and other sources. Some of the software may be shareware and buyers are responsible for sending the authors a payment (usually in the \$5-\$10 range) if the programs are used. MICROpendium highly recommends payment to shareware authors as an incentive to continue software support of the Geneve. The fees charged by MICROpendium are for media, postage and handling only and do not include shareware fees.

MICROpendium also offers MDOS 1.14F, MDOS 0.96h and MDM5 v1.29 at no charge to readers who supply disk(s), self-addressed return mailer with postage.



# Classified

## SOFTWARE

### FOR SALE

120 original programs \$1 each, 18 full collection disks \$5 each, 5 Tips disks reduced to \$5 each, 3 Nuts & Bolts disks reduced to \$10 each. Send \$1 refundable for Tigercub catalog. 309 disks of public domain and fairware, \$1.50 each. Send SASE for list or \$1 refundable) for catalog, to TI-PD, 156 Collingwood Ave., Whitehall OH 43213. v6n12

## SYSTEMS

### FOR SALE

Complete TI99/4A, PEBOX, including RS232, 32K, SSSD Drive, Console, Zenith Color Monitor, Gemini 10 Printer, TI-Writer, Multiplan, TI-Assembler, TI-Forth, graphics, books, many cartridges, disks, much more. \$600.00 (313) 569-9782 evenings (313) 237-9742 days. v6n12

### FOR SALE

Complete PEB system (no monitor) with extras, Rave Keyboard, Triple Tech Card, 2 drives, MG GRAM Kracker, all kinds of software & manuals. \$550 takes all. Also Rave Memory Exp. Card, 544K vers. w/software \$325. Call Dennis Eves, Wknds (503) 476-8356. v6n12

## MISCELLANEOUS

### TI99/4A, LASER AND IBM COMPATIBLES

Full line of hardware & software for most computers. Send \$2.00 for catalog to: Braatzs Computer Services, 719 E. Byrd St., Appleton, WI 54911. We accept MC/Visa. We buy (good), sell and repair TI99/4A's. Also repair Commodore and IBM compatibles. Call 414-731-3478 (order line only). Info call 414-731-4320 after 6:00 PM Central Time. Need MBX Systems!! v7n2

### FOR SALE

New! Spool type printer ribbons for Gemini 10, 10x, SG10, Okidata etc. and typewriters \$8/doz plus shipping. Send M.O. to Jim Leshner, 722 Huntley, Dallas, Tx 75214 or call 214-821-9274. v6n12

## Policy

The cost of classified advertising is 25 cents per word. Classified display (i.e., special formatting or graphics) is \$9 per column inch. Classified advertisements must be paid in advance. Classified advertisers may request a category under which they would like their advertisements to appear, but the final placement decision is the responsibility of the publisher.

Classified deadlines will be kept open for as long as practical. For the purpose of classified advertising deadlines, any classified ad received later than the first day of any month cannot be assured of placement in the next edition. We will do our best to include every advertisement that is submitted in the earliest possible edition.

The publisher offers no guarantee that any advertisement will be published in any particular issue. Any damages that result either from errors in copy or for failure to be included in any particular edition will be limited to the amount of the cost of the advertisement itself. The publisher reserves the right to reject any advertisement.

The advertiser may elect to publish the advertisement in subsequent editions at the same charge, payable prior to publication. The deadline for carryover classifieds is the same as for new advertising.

In submitting an ad, please indicate whether you would like a refund if it is not published in the requested edition or whether you would like us to hold it for the next edition. Cancellations and refunds cannot be made after the second day of the month.

Send classified advertising to: MICROpendium, P.O. Box 1343, Round Rock, TX 78680.

## MISCELLANEOUS

### GAMES! EDUCATIONAL! HARDWARE!—TI99/4A

CALL OR WRITE FOR FREE CATALOG:

JOY ELECTRONICS, INC; P.O. BOX 542526

DALLAS, TEXAS 75354-2526

(214) 243-5371, LOCAL; (800) 442-3892, TEXAS;

(800) 527-7438, OUTSIDE TEXAS v6n12

### ! NEW !

Low Priced Exotic Designer Perfumes! Longer Lasting Fragrances! Free Details Satisfaction Guaranteed. Global Products, 1103 South Lafayette, Neosho, Mo. 64850 MEMBER NSMA v6n11

PASCAL COMPLETE SYSTEM	\$149
BARCODE READER	\$20 & \$ 30
FULL TI PE/BOX—RS232—32K—DRIVE	\$320
EMPTY TI PE/BOX	\$145
18" P-BOX EXTENSION CABLE	\$ 25
SCM DOT MATRIX PRINTER TP1	\$109
SPEECH SYNTHESIZER used	\$ 45
PARALLEL PRINTER CABLE 6'	\$ 19
PE-BOX TECH TRAINING MANUAL	\$ 30
TI ORIGINAL COLOR MONITOR	\$179
SERVICE MANUAL (CONSOLE/P BOX)	\$ 25
4A FACTORY REPAIR MANUAL	\$ 30
DISK CONTROLLER REPAIR MANUAL	\$ 10
32K MEMORY CARD REPAIR MANUAL	\$ 10
SCHMATIC FOR TI COLOR MONITOR	\$ 5
PASCAL CARD REPAIR MANUAL	\$ 10
SCHMETICS/CARDS CONSOL PBOX ea	\$ 5
EXTENDED BASIC used w/new book	\$ 35
USED TI99/4A, HARDWARE, SOFTWARE BOOKS AND PARTS. Call or write for complete free list. 5% S&H	
JIM LESHER, 722 HUNTLEY	
DALLAS, TEXAS 75214, 214 821 9274 v6.n11	

## MISCELLANEOUS

### FOR SALE

TI Internal Drive (PHP1250) \$50, TI 32K Card (PHP1260) \$85, TI Cassette Recorder (PHP2700) \$25, TMS9900NL CPU chip \$10, TMS9928 VDP chip \$10, TMS4116-20NL VDP DRAM chips (set of 8) \$10. SPECIALS THIS MONTH: (Programming) Beginners BASIC Tutor/Teach Yourself BASIC/Teach Yourself Extended BASIC. All 3 software packages for \$10. (Atarisoft) Picnic Paranoia, Pole Position, Moon Patrol, Protector II, Centipede. \$8 ea. Other cartridges available. Inquire. Also, I am looking for the Intern Book/GPL Assembler/Linker package that was put out by RYTE Data. Call Terry @ 708-425-0317 eves. best.v6n12

### FOR SALE

PEB with RS232, 32K SSSD System, E/A, Plato cartridge, \$290.00 O.B.O., Jerald LaVassar (206) 456-1370. v6n12

## Magazine holders

Keep organized with plastic magazine holders. Keep your MICROpendiums in three-hole binders for ready reference. Holders are \$3 for 12, enough for 1 year's worth of MICROpendium. To order, send \$3 for each set, plus \$1 shipping per order to: MICROpendium, P.O. Box 1343, Round Rock, TX 78680.

(Allow 2-4 weeks for delivery)

Use form on Page 48. Visa/MC welcome





# The LEADING monthly devoted to the TI99/4A



## Subscription Fees

\$25 for 12 issues via domestic second class mail  
 \$30.25 (U.S. funds) Mexican delivery  
 \$32.50 (U.S. funds) Canadian delivery  
 \$30.00 (U.S. funds) for 12 issues other foreign delivery via surface mail  
 \$42.00 (U.S. funds) for 12 issues other foreign delivery via air mail

Outside U.S., pay via postal or international money order or credit card; personal checks from non-U.S. banks will be returned

## Address Changes

Subscribers who move may have the delivery of their most recent issue(s) delayed unless MICROpendium is notified six weeks in advance of address changes. Please include your old address as it appears on your mailing label when making an address change.

## Back Issues

Back issues of MICROpendium are available to subscribers only. Those wishing back issues may notify us of the issue(s) desired and include \$2.50 per issue desired in a check or money order or by credit card. (Minimum credit card order is \$9.) No shipping charge in U.S. and Mexico; Texas residents add 7.5% sales tax. Shipping charge of 30 cents per issue to Canada. For other foreign delivery, add 50 cents per issue surface mail, \$2 per issue air mail. No discounts on orders of sets. All prices U.S. funds.

OUT OF STOCK: Vol 1, nos. 1-2, Vol 2, no. 1

## Miscellany

TI-Forth Disks (2 disks, program and demo disks, no manual).....\$6.00  
 MICROpendium Index (1-SSSD disk, XBASIC required).....\$5.00  
 Disk of programs from one issue of MICROpendium (must be a subscriber to order).....\$4.00  
 12 monthly disks (April 1989-March 1990) of programs appearing in each edition of MICROpendium (must be a subscriber to order).....\$40.00  
 Series 2 MICROpendium disks (April 1988-March 1989).....\$25.00  
 Magazine holders (12/set-add \$1 shipping/order).....\$3.00

Send name, address, product(s) ordered, check, money order or Visa/MasterCard number and expiration date (\$9 minimum on credit card orders \$9) to: MICROpendium, P.O. Box 1343, Round Rock, TX 78680. (Foreign orders write for postage fees. Texans add 7.5% sales tax.)

## Tell us about it

Please let us what columns or features you like the most about MICROpendium. Rank your selections in order of preference using this form. Return it to us when you renew your subscription.

1. \_\_\_\_\_
2. \_\_\_\_\_
3. \_\_\_\_\_
4. \_\_\_\_\_

Other suggestions: \_\_\_\_\_  
 \_\_\_\_\_  
 \_\_\_\_\_

Send me the next 12 issues of MICROpendium. I am enclosing \$ \_\_\_\_\_ in a check or money order in U.S. funds. Or bill my    (Check one)

Exp. Date \_\_\_\_\_

Card No. \_\_\_\_\_

Minimum credit card order is \$9

Signature \_\_\_\_\_

(required on credit card orders)

Mail to: MICROpendium, P.O. Box 1343, Round Rock, TX 78680

Name \_\_\_\_\_

Address \_\_\_\_\_

City \_\_\_\_\_

State \_\_\_\_\_ ZIP \_\_\_\_\_

The numbers on the left of your mailing label indicates the cover date of the last issue on your subscription.

v6.n12

SECOND CLASS