

Covering the TI99/4A, the Myarc 9640 and compatibles

MICROpendium


Volume 4 Number 10

November 1987

\$2.00

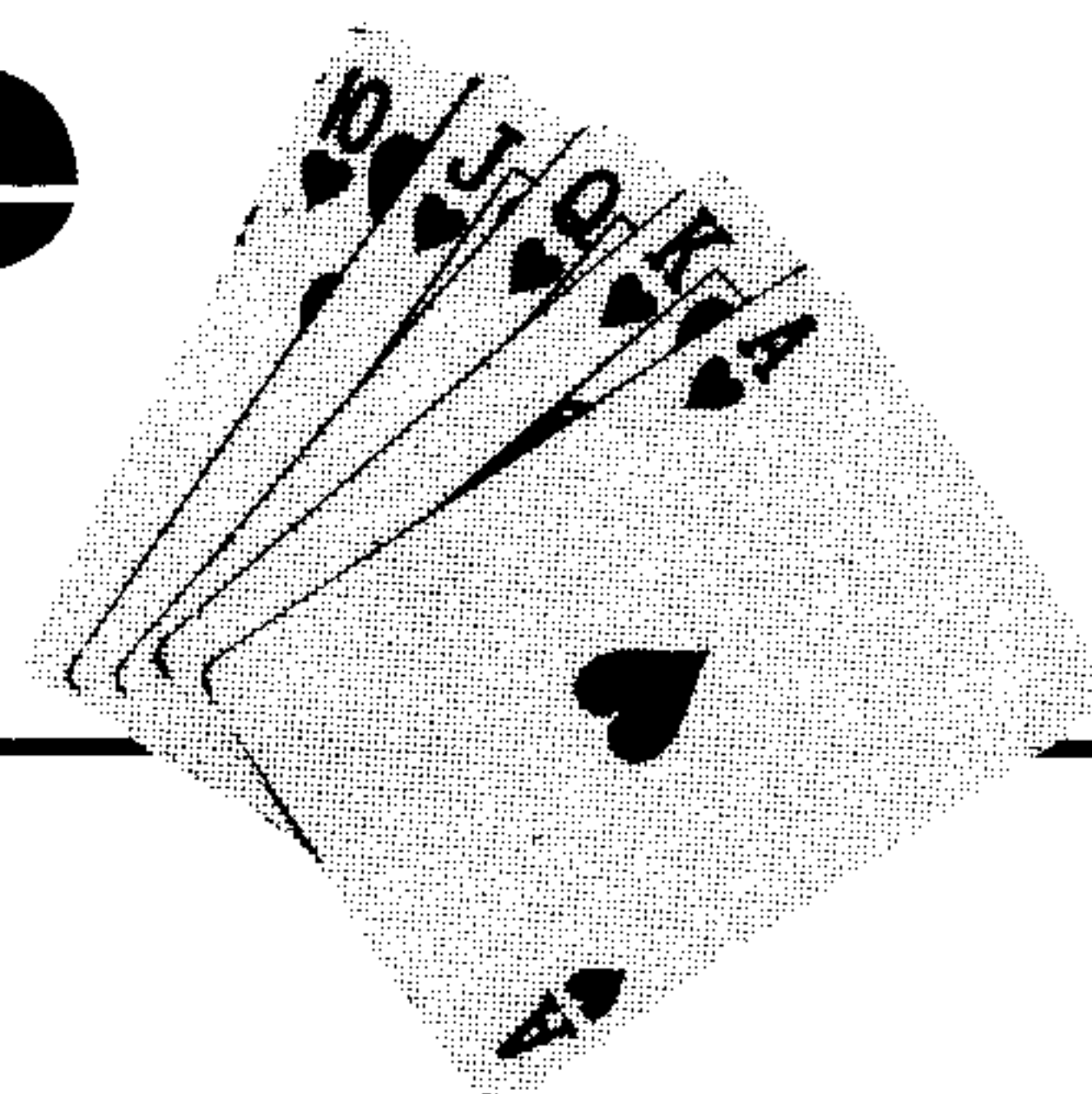
Intruder

A game requiring skill and timing



Poker Solitaire

Take a card



Reviews

Legends
QS Wheel
Spin-to-Win
Music Preprocessor

Geneve

'Fixes' for Video
Chess & TI-Artist

Inside

- Report on the Chicago TI Faire
- Sorting in Forth
- Loops & Arrays in c99
- Additions to User Supported Software
- Update on The Source

.....Texas Instruments TI-99/4A — COMPUTERS, COMPONENTS AND SOFTWARE.....

TEX+COMPtm

America's Number One TI computer retailer
TI-99/4 PRODUCTS AT PROFESSIONAL PRICES

The largest selection
of software
for the
TI-99/4A

Tex Comp continues to stock the world's largest selection of TI Software. The TI Software library on module, disk and cassette was developed from 1979-1983 at a cost of millions and is considered the best in the home computer software field. TI utilized the talents of such industry leaders as Scott Forsman, Milton Bradley, Microsoft Corp., Scott Adams, Addison Wesley Publishing, DLM, Milliken Publishing, Scholastic Inc., Imagic, Spinnaker and the list goes on and on.



MANAGEMENT

INFORMATION MANAGEMENT MODULES

PHM 3006	Home Financial Decisions	4.95
PHM 3007	Household Budget Mgt.	4.95
PHM 3013	Personal Record Keeping	15.95
PHM 3016	Tax/Inves Rec Keep (Disk Req.)	4.95
PHM 3022	Personal Real Estate	4.95
PHM 3044	Personal Report Generator	10.95
PHM 3035	Terminal Emulator II	9.95
PHM 3111	TI Writer (word processing)	29.95
PHM 3113	Multiplan (spreadsheet)	24.95

DISKETTE PROGRAMS

PHD 5001	Mailing List (PIO Upgrade)	12.95
PHD 5003	Personal Financial Aids	9.95
PHD 5021	Checkbook Manager	9.95
PHD 5022	Finance Manager	19.95
PHD 5024	Inventory Management	19.95
PHD 5027	Invoice Management	19.95
PHD 5029	Cash Management	19.95
PHD 5038	Lease/Purchase Decisions	9.95
PHD 5075	TI Writer/Multiplan Upgrade	9.95

CASSETTE PROGRAMS

PHT 6003	Personal Financial Aids	9.95
PHT 6038	Lease/Purchase Decisions	9.95

EDUCATION

MODULES

PHM 3002	Early Learning Fun	4.95
PHM 3003	Beginning Grammar	4.95
PHM 3010	Physical Fitness	9.95
PHM 3020	Music Maker	9.95
PHM 3021	Weight Control & Nutrition	10.95
PHM 3109	TI Logo II (32K req.)	19.95
PHM 3015	Early Reading (Speech)	9.95
PHM 3043	Reading Fun	9.95
PHM 3046	Reading On	9.95
PHM 3047	Reading Roundup	9.95
PHM 3048	Reading Rally	9.95
PHM 3082	Reading Flight	9.95
PHM 3027	Addition & Subtraction I	9.95
PHM 3028	Addition & Subtraction II	9.95
PHM 3029	Multiplication I	9.95
PHM 3049	Division I	9.95
PHM 3050	Numeration I	9.95
PHM 3051	Numeration II	9.95
PHM 3059	Scholastic Spelling 3	9.95
PHM 3060	Scholastic Spelling 4	9.95
PHM 3061	Scholastic Spelling 5	9.95
PHM 3062	Scholastic Spelling 6	9.95
PHM 3088	Computer Math Games VI	9.95
PHM 3090	Milliken Addition	9.95
PHM 3091	Milliken Subtraction	9.95
PHM 3092	Milliken Multiplication	9.95
PHM 3093	Milliken Division	9.95
PHM 3094	Milliken Integers	9.95
PHM 3098	Milliken Number Readiness	4.95
PHM 3099	Milliken Laws of Arithmetic	4.95
PHM 3100	Milliken Equations	4.95
PHM 3101	Milliken Meas of Formulas	4.95
PHM 3114	Alligator Mix	6.95
PHM 3115	Alien Addition	6.95
PHM 3117	Dragon Mix	8.95
PHM 3119	Meteor Multiplication	6.95
PHM 3118	Minus Mission	6.95
PHM 3177	Face Maker	9.95
PHM 3178	Story Machine	9.95

DISKETTE PROGRAMS

PHD 5009	Music Skills Trainer	9.95
PHD 5018	Market Simulation	9.95
PHD 5030	Speak & Spell (Speech Ed Req.)	9.95
PHD 5031	Speak & Math (TE II Req.)	9.95
PHD 5042	Spell Writer (TE II Req.)	9.95
PHD 5026	Bridge Bidding I	9.95
PHD 5039	Bridge Bidding II	9.95
PHD 5041	Bridge Bidding III	9.95
PHD 5020	Music Maker Demo (Module Req.)	9.95

CASSETTE PROGRAMS

See disk versions for requirements i.e. TEII

PHT 6009	Music Skills Trainer	8.95
PHT 6011	Computer Music Box	8.95
PHT 6018	Market Simulation	8.95
PHT 6031	Speak & Math	9.95
PHT 6042	Spell Writer	9.95
PHT 6026	Bridge Bidding I	9.95
PHT 6039	Bridge Bidding II	9.95
PHT 6041	Bridge Bidding III	9.95

BRIGHT BEGINNINGS SERIES (MBX REQUIRED)

PHM 3154	Terry Turtle's Adventure	4.95
PHM 3155	I'm Hiding	4.95

HOME ENTERTAINMENT

MODULES

PHM 3023	Hunt the Wumpus	4.95
PHM 3024	Indoor Soccer	8.95
PHM 3025	Mind Challengers	10.95
PHM 3030	Amazing	4.95
PHM 3052	Tombstone City	4.95
PHM 3053	TI Invaders	4.95
PHM 3054	Car Wars	4.95
PHM 3057	Munch Man	4.95
PHM 3058	Alpiner	4.95
PHM 3110	Chisholm Trail	5.95
PHM 3112	Parsec	4.95
PHM 3031	The Attack	4.95
PHM 3032	Blasto	4.95
PHM 3034	Hustle	6.95
PHM 3036	Zero Zap	8.95
PHM 3037	Hangman	6.95
PHM 3038	Connect Four	8.95
PHM 3067	Othello	9.95

SPECIAL OFFER

Brand New Original Black & Silver TI-99/4A console only \$79.95. Runs all third party modules and comes with 1 year TI factory warranty.

*Shipping, handling & insurance on this special offer is \$10.00 (Continental U.S.) to any UPS deliverable address. HA, AL, Canada and APO slightly higher.

SPECIALS

Original TI Joysticks
\$7.95 (pair)

Replacement 99/4A
Keyboards
(plug in connection)
\$7.95

Replacement Console
Power Supply
(external transformer)
\$9.95

Cassette Cable
\$5.95
Console Dust Covers
\$7.95

Now Back in Stock—limited quantities!

TUNNELS OF DOOM


Module & disk or cassette (specify) \$9.95

PHM 3042

Texas Instruments TI-99/4A Home Computer

Tex-Comp purchased TI's inventory of these outstanding titles in order to continue its support of the TI-99/4A user, and also continually acquires inventory from leading retailers and distributors who have discontinued home computer sales.

With its five warehouses and financial resources, Tex-Comp has been able to assure you, the TI-99/4A user continued support.



PHM 3041T	Adventure & Pirate Adv. (Cass.)	6.95
PHM 3041D	Adventure & Pirate Adv. (Disk)	6.95
ADVENTURE SERIES ON CASS OR DISK (SPECIFY)		
	Adventureland	9.95
	Mission Impossible	9.95
	Voodoo Castle	9.95
	The Count	9.95
	Strange Odyssey	9.95
	Mystery Fun House	9.95
	Pyramid of Doom	9.95
	Ghost Town	9.95
	Savage Island I & II	9.95
	Golden Voyage	9.95
	Ironheart Adventure (Not Scott Adams)	9.95
★	SPECIAL ALL ABOVE ADVENTURES ON DISK OR CASSETTE INCLUDING IRONHEART	17.95
★	SPECIAL ALL FOUR + 2 BONUS ADVENTURES & HINT BOOK	17.95
	Specify Disk or Cassette	
★	SPECIAL BOTH ADVENTURE SETS + MODULE & HINT BOOK	29.95
	Specify Disk or Cassette	
DISKETTE PROGRAMS		
PHD 5002	TI-Trek (with new TEII Ver.)	9.95
PHD 5010	Mystery Melody	9.95
PHD 5015	Oldies But Goodies I	9.95
PHD 5017	Oldies But Goodies II	9.95
PHD 5025	Sat. Night Bingo (Speech) Ex-Basic	9.95
PHD 5037	Draw Poker (Ex-Basic Req.)	9.95
CASSETTE PROGRAMS		
PHT 6002	TI-Trek TE-II & Speech	9.95
PHT 6010	Mystery Melody	7.95
PHT 6015	Oldies But Goodies I	7.95
PHT 6017	Oldies But Goodies II	7.95
PHT 6028	Sat. Night Bingo (Speech) Ex-Basic	7.95
PHT 6037	Draw Poker (Ex-Basic Req.)	7.95
TI ARCADE STYLE MODULES AND RECENT RELEASES		
PHM 3149	Space Bandit (MBX Expansion System Recommended)	9.95
PHM 3220	Microsurgeon	9.95
PHM 3219	Super Demon Attack	9.95
PHM 3224	Moonsweeper	9.95
PHM 3229	Hopper	4.95
PHM 3233	Burgertime	9.95
PHM 3194	Jawbreaker II	5.95
PHM 3227	Congo Bongo	15.95
PHM 3188	Treasure Island	11.95
PHM 3189	Return to Pirates Island	11.95
PHM 3226	Buck Rodgers	15.95
PHM 3225	StarTrek	15.95
PHM 3222	Fathom	9.95
PHM 3146	Munchmobile	11.95
PHM 3197	Slymolds	15.95
PHM 3131	Moonmine	9.95

COMPUTER PROGRAMMING AIDS

MODULES		
	New Super Extended Basic	59.95
PHM 3055	Editor Assembler	19.95
PHM 3058	Mini Memory (With Writer)	38.95
DISKETTE PROGRAMS		
PHD 5007	Teach Yourself 99/4A Basic	9.95
PHD 5019	Teach Yourself Ex-Basic	9.95
PHD 5004	Programming Aids I	9.95
PHD 5005	Programming Aids II	9.95
PHD 5012	Programming Aids III	9.95
PHD 5077	Programming Aids I, II, & III	24.95
PHD 5067	Beginning Basic Tutor	9.95
PHD 5076	Text to Speech (English)	9.95
PHD 5098	TI Forth (Ed Assem Req.)	19.95
PHD 5078	TI Forth Demo Disk (Ed Assem)	9.95
PHD 5079	Forth Source Code (2 Disks)	11.95

NEW LOW PRICE

NEW LOW PRICE

CASSETTE PROGRAMS		
PHT 6006	Programming Aids I	6.95
PHT 6007	Teach Yourself 99/4A Basic	6.95
PHT 6019	Teach Yourself Ex-Basic	6.95
PHT 6067	Beginning Basic Tutor	6.95

MATH AND ENGINEERING

DISKETTE PROGRAMS		
PHD 5006	Math Routine Library	9.95
PHD 5008	Electrical Engineering Lib.	9.95
PHD 5013	Graphing Package	9.95
PHD 5016	Structural Engineering Lib.	9.95
PHD 5044	AC Circuit Analysis	9.95
CASSETTE PROGRAMS		
PHT 6006	Math Routine Library	8.95
PHT 6008	Electrical Engineering Lib.	8.95
PHT 6013	Graphing Package	8.95
PHT 6016	Structural Engineering Lib.	8.95
PHT 6044	AC Circuit Analysis	8.95

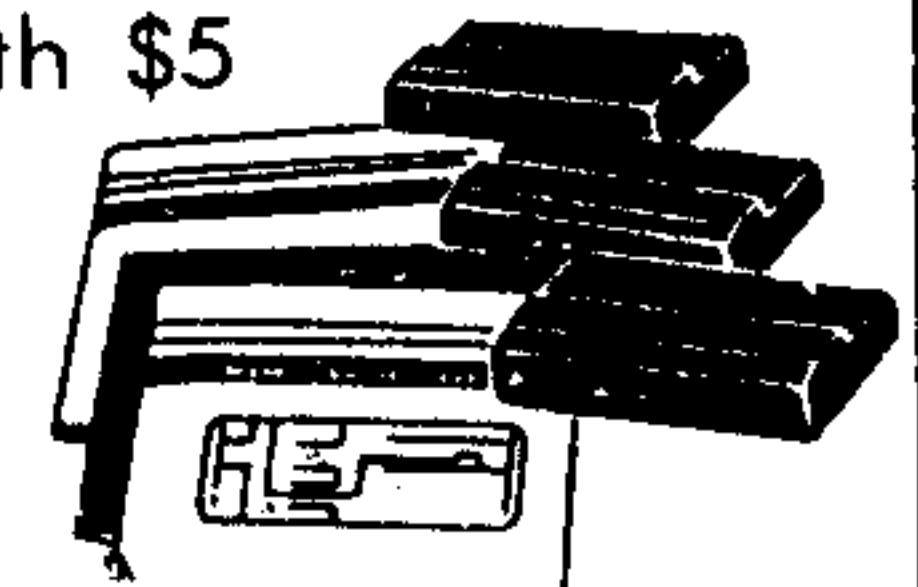
TI-COUNT SMALL BUSINESS SOFTWARE

General Ledger	69.95
Accounts Receivable	69.95
Accounts Payable	69.95
Inventory	69.95
Payroll	69.95
Mail System	39.95

ALL 6 FOR \$349.95

Send for 1987 Tex-Comp catalog & buyer's guide only \$2.00 (comes with \$5 savings certificate)

Drastic Reductions



Send order and make checks payable to:
TEX+COMP
 P.O. Box 33064, Granada Hills, CA 91344



AUTHORIZED DEALER



VISA and MASTERCARD
 HOLDERS CALL DIRECT
(818) 366-6631
 24 Hour Order Line

TERMS: All prices F.O.B. Los Angeles. For fastest service use cashiers check or money order. Add 3% shipping and handling (\$3.00 Minimum). East of Mississippi 4 1/2%. Add 3% for credit card orders. Prices and availability subject to change without notice. We reserve the right to limit quantities.

NOTE: Payment in full must accompany all orders—credit card, company check or money order for immediate shipment. Personal checks require up to 4 weeks to clear. California orders add 6 1/2% sales tax.

Contents

MICROpendium

MICROpendium is published 12 times annually in Round Rock, Texas. No material published in the pages of MICROpendium may be used without permission of the publisher. Computer user groups that have signed exchange agreements with MICROpendium may excerpt articles appearing in MICROpendium without prior approval.

While all efforts are directed at providing factual and true information in published articles, the publisher cannot accept responsibility for errors that appear in advertising or text appearing in MICROpendium. The inclusion of brand names in text does not constitute an endorsement of any product by the publisher. Statements published by MICROpendium which reflect erroneously on individuals, products or companies will be corrected upon contacting the publisher.

Unless the author specifies, letters will be treated as unconditionally assigned for publication, copyright purposes and use in any other publication or brochure and are subject to MICROpendium's unrestricted right to edit and comment.

Display advertising deadlines and rates are available upon request.

All correspondence should be mailed to MICROpendium at P.O. Box 1343, Round Rock, TX 78680. We cannot take responsibility for unsolicited manuscripts but will give consideration to anything sent to the above address. Manuscripts will be returned only if a self-addressed stamped envelope is included.

Subscriptions are \$20 per year (U.S. third class); \$25.25 (U.S. first class, Canada and Mexico); \$23.50, surface mail to other countries; \$37 airmail to other countries.

All editions of MICROpendium are mailed from the Round Rock (Texas) or Smithville (Texas) Post Office.

Mailing address: P.O. Box 1343, Round Rock TX 78680

Telephone: (512) 255-1512

Source: TI4596

CompuServe: 75156,3270

Delphi TI SIG: MICROPENDIUM

John Koloen.....Publisher

Laura Burns.....Editor

Coming next month

- Adapting Music Maker for disks
- Putting X BASIC into the console
- Review of PC-Transfer

Table of Contents

Regena on BASIC

Poker Solitaire.....Page 12

c99

More on loops and arrays.....Page 20

Intruder

Ride the conveyer belt, but don't forget to get off.....Page 26

Geneve 9640

"Fixes" for Video Chess and TI-Artist, and input routines for the Myarc Mouse.....Page 38

The Chicago Faire

Myarc's demos, and new products from others debut, plus information on September's fair in Seattle.....Page 41

Forth tips

Lutz Winkler with further information on sorts.....Page 42

TI on the Source

Walt Howe on TI's failing fortunes on this network.....Page 44

Reviews

Legends.....Page 46

Music Preprocessor.....Page 47

QS-Wheel and Spin-to-Win.....Page 48

Newsbytes

New cities on the GENIE network, some lowered prices, and information on CC40.....Page 50

User Notes

The edge character, the reset switch, and copying slashes with the Geneve.....Page 52

Classified.....Page 46

Sensational Prices!!! . . . On Our Most Popular Hardware and Software!!

TOP QUALITY PERIPHERALS

from
Mechatronic • CorComp • Myarc
MECHATRONIC

- TI Intern. This book contains a line by line listing of the TI 99/4A ROM and GROM chips with commentary.
41510 **Book** \$17.95
- Extended BASIC II Plus. This Extended BASIC includes built-in extended statement set and graphics mode. Graphic functions require 32K.
41488 **Cartridge** \$79.95
- 80-Column Peripheral. Full 80 columns on your TI screen! Includes changes for 80 column TI-Writer and Multiplan.
41505 \$219.95

CORCOMP

- Triple Tech. Board for PE Box includes clock/calendar, printer buffer, and speech synthesizer connection.
34643 \$138.00
- 34639 **Clock/Calendar**. Stand-alone \$79.95
- 34396 **9900 32K Micro Memory**. Stand-alone 32K. The Memory Plus series. \$99.95
- 41070 **256K Memory Plus Stand-Alone** \$219.00
- 41633 **512K Memory Plus Stand-Alone** \$279.00
- 41051 **256K Memory Plus Card** \$196.00
- 41065 **512K Memory Plus Card** \$253.00

See "Best Selling Hardware" for more CorComp products.

MYARC

- 34324 **256K Card** \$179.00
- 42245 **512K Card** \$239.00
- 38179 **Extended BASIC Level IV** \$59.95
- 38395 **256K Card with Extended BASIC Level IV** \$249.00
- 42231 **512K Card with Extended BASIC Level IV** \$289.00
- 38198 **512K Upgrade Kit for the 128K Card** \$109.95

See "Best Selling Hardware" for more Myarc products.


MICROPENDIUM SPECIAL THE 39¢ DISKETTE!



Are you paying too much for diskettes? Try our first quality, prime, 5 1/4" diskettes (no rejects, no seconds) at these fantastic sale prices and save, save, SAVE! Disks are packaged in boxes of 50; each box contains 5 shrink-wrapped 10-packs that include diskettes in sleeves, labels, and write-protect tabs.

Each diskette is certified to be 100% error free and comes with a lifetime warranty (if you have a problem, we'll replace the diskette). All diskettes include hub reinforcement rings and write-protect notch.


- Box of 50
- 32391 SS, DD Diskettes \$19.50 (39¢ each!)
- 32403 DS, DD Diskettes \$24.50 (49¢ each!)



FREE!
"EVERYTHING BOOK"
For the
TI Home Computer
Order Item #25982



AVAILABLE FROM
YOUR FRIENDS AT



We gladly accept
mail orders!

P.O. Box 6578
South Bend, IN 46660

Questions? Call
219/259-7051


NOTE: Due to publishing lead-times, product prices and specifications are subject to change without notice

NEW
LOW
PRICE!



MicroPal® Extended BASIC

MicroPal's Extended BASIC package now includes two free software programs! Bestsellers **Typewriter** and **Name-It** from Extended Software are included in disk and cassette versions with complete manual — absolutely free!! You can immediately begin using the power of Extended BASIC for word processing and data base functions.



MicroPal Extended BASIC is unconditionally guaranteed to be 100% compatible with all programs written in TI Extended BASIC. With this powerful, high-level language, programmers can have automatic access to the 32K memory expansion, utilize sprite graphics for smooth motion and animation, auto-load disk based programs, and add speech with a 400 word built-in vocabulary! Package includes Extended BASIC on a convenient plug-in cartridge with 240 page manual. Sug. Retail \$89.95

32967

ONLY \$49.95!!

MYARC GENEVE COMPUTER



Here's the good news... the new Myarc Geneve Computer you've been hearing about is to be shipping by press time! Imagine a computer that is 99/4A compatible but has the speed and incredible graphics capabilities that even IBM, Amiga, and Atari ST owners would envy!

The Geneve is truly a breakthrough... since it's offered on a card, and is compatible with your existing Expansion Box, disk controller, and RS-232 cards, its advanced features can be offered at a cost much lower than you would expect to pay for a system of this power and versatility!

Features include standard or enhanced keyboard, 80 column display, 640K of RAM plus 128K VDP RAM, and conversion instructions.

\$Call Today for Lowest Price!\$

BEST-SELLING HARDWARE!

STAR MICRONICS NX-10 PRINTER

41366 \$189



Latest model! Draft quality at 120 cps, near letter quality at 30 cps. 5K print buffer.

42250 **PARALLEL PRINTER INTERFACE** \$ 44.95

29784 **CORCOMP RS-232 INTERFACE** \$127.00

29802 **CORCOMP 9900 MICRO-EXPANSION SYSTEM** \$329.00

MYARC or CORCOMP **RS-232 CARD** \$ 79.95

32972 **MYARC DISK CONTROLLER CARD** \$CALL

29770 **CORCOMP DISK CONTROLLER CARD** SALE! \$149.95

13315 **CORCOMP 32K MEMORY CARD** \$119.95

20164 **BOX WITH POWER SUPPLY for external disk drive** \$ 59.95

31173 **WICO 3-WAY GATELOCK JOYSTICK** \$ 24.95

10285 **TI JOYSTICK ADAPTER** \$ 4.95

42442 **TAC 5™ JOYSTICK**. Requires TI Adapter \$ 14.95

42086 **SLIK STICK™ JOYSTICK**. Requires TI Adapter \$ 6.95

13329 **NAVARONE CARTRIDGE EXPANDER** \$ 24.95



ORDER AMOUNT	SHIPPING CHARGE
less than \$20.00	\$3.75
\$20.00-\$39.99	4.75
\$40.00-\$74.99	5.75
\$75.00-\$149.99	6.75
\$150.00-\$299.99	7.75
\$300 & up	8.75

Foreign Orders add \$4.00;
heavy items ship at actual cost

NO EXTRA FEE FOR CHARGES



We verify charge card addresses

ORDER TOLL FREE
1-800-348-2778
INDIANA 1-800-225-6838



Mechatronic card and Geneve

Myarc's Jack Riley wants us to make sure that everyone understands that the Mechatronic 80-column will not run the Myarc Disk Operating System nor any software designed for the Geneve 9640. It won't. Also, though it was mentioned that the card ran nearly as fast as the Geneve using a Myarc GPL interpreter, it should be noted that the card was run with an early version of the GPL interpreter that had only one speed setting, the slowest of the five settings available with the 9640. This setting is referred to as the TI mode on the Geneve and is used only to run existing TI software on the 9640.

I hope this is perfectly clear.

WHAT'S INSIDE

This edition of MICROpendium could well be referred to as our "games edition." Included are a poker solitaire game by Regena and a complicated jumping game called Intruder. Together these programs take up about ten pages of space. We've expanded to 56 pages this month to get everything in (actually, we've managed to cram in everything that fits.)

BUYERS BEWARE

We've received some negative comments about a number of companies serving the TI market and we'd like to share them with you.

Order 99 has been having problems delivering products to purchasers. The company has moved from San Antonio to St. Louis, Missouri. However, owner James Kaster assures us that the move and the problems are not associated with a desire to ripoff purchasers. He says he's been the victim of several medical problems over the past several months and still hasn't recovered. Although the company doesn't have a phone number at this time (Kaster has an unlisted number which we were unable to obtain), he may be reached at 3512 Sun Lake Dr., St. Charles MO 63301-3013. He says that as soon as he's back on his feet he'll be back in business. Order 99 is a former MICROpendium advertiser.

We've received numerous complaints about RYTE Data, of

Haliburton, Ontario. The complaints range from failure to fulfill orders to extremely slow service. RYTE Data has stopped responding to inquiries from MICROpendium, written as well as by telephone. RYTE Data advertised in MICROpendium last year.

The National 99 User Group out of Florida has apparently disconnected its phones. We've received a number of complaints from those who have tried to purchase products from this company. The company advertised in MICROpendium several years ago.

Who can you trust? Anyone who is advertising in MICROpendium is okay with us. The only exceptions to date are those mentioned above.

WHAT'S HAPPENING WITH SECOND CLASS

We're moving toward second class handling by the post office for MICROpendium. We've applied for the permit starting with this edition (the fact that it is 56 pages has been an incentive). This means that the magazine is being delivered via second class mail. All first class subscribers will have their subscriptions extended to compensate for this new delivery rate.

We've had only one subscriber cancel his subscription as a result of this, but he also indicated that he was disappointed in the review of the Brain published in the August edition. He alleged that there was some connection between the review and the fact that the company that sells the program ran a quarter page ad in that edition. He thought the program got good grades because of the ad. Not so. We paid the reviewer more for his review than we received for the ad. The review was published because a number of readers asked us to review the Brain. The grades aren't determined by MICROpendium but by the reviewer. In fact, I do not agree with the conclusions of all reviews published in MICROpendium. However, we won't ask reviewers to change their opinions of a product to suit me, nor would we change a grade to suit an advertiser. That's the way it is, and should be.

—JK

Reviewed in MICROpendium

1984

February: B-1 Nuclear Bomber, Tandon TM-100 Disk Drive, Void, Beanstalk Adventure, Microsurgeon, On Gaming, Database 500.

March: Star Trek, Escape From Balthazar, Garkon's Getaway, Sky Diver, Mail-Call, Prowriter 8510 Printer.

April: Monthly Budget\$ Master, Budget Master, Home Budget, Thief, Donkey Kong, Khe Sanh.

May: Companion Word Processor, Q*Bert, Mad-Dog I & II, Programs for the TI Home Computer.

June: Creative Expressions Accounts Receivable/Accounts Payable, CDC 9409 Disk Drive, Starship Concord, Lost Treasure of the Aztec, ASW Tactics II.

July: Theon Raiders, Introduction to Assembly Language for the TI Home Computer, Game of Wit, Pole Position

August: TE-1200, Tower, Galactic Battle, Galaxy

September: Wycove Forth, 99/4. Auto Spell-Check, QUICKCOPYer, Wizard's Dominion, Anchor Automation Mk XII Modem

October: Killer Caterpillar, ZORK I, Defender

November: 9900 Disk Controller Card/Manager, Super Bugger, Transtar 120S printer, Floppy-Copy, Data Base-X

December: Gravity Master, Data Base Manager System, Learning 99/4A Assembly Language Programming

1985

January: Super Sketch, Foundation Computing 128K Card, PTERM-99, TI-Runner

February: Super Extended BASIC, Beginning Assembly Language for the TI, ZORK II

March: Morning Star Software CP/M Card, WDS/100 Winchester Disk Drive, Sketch Mate, BMC Color Monitor

April: 9900 Micro Expansion System, Disk+Aid, Gemini 10X-15X

May: Character Sets and Graphics Design, Draw 'N Plot

June: GRAPHX, DATA BASE I

July: Acorn 99, Advanced Diagnostics

August: Model Dow-4 Gazelle, TI-Artist, PC-KEYS, Not-Polyoptics' Bankroll

September: Midnite Mason, Myarc 32K/128K Card, GRAPHX Companion

October: 4A/TALK, Extende BASIC II Plus, XB Detective, Console Writer 2.a

November: Foundation Z80A/80-column cards, 9900BASIC, Adventure Editor

December: Display Enhancement Package, Triple Tech

1986

January: BITMAC, Starcross

February: Night Mission, Peripheral Diagnostic Module, BA-Writer

March: Super Duper, Tunnels of Doom Editor, Business Graphs 99

April: U.S. Open Tennis, PRBASE

May: 4A Flyer, GRAM Kracker, Artist's Companion

June: Myarc Disk Controller Card, Maximem

July: Horizon RAMdisk, Old Dark Caves, Funlwriter, TI99/4A Macro Assembler

August: JOYPAINT 99, GPL Assembler, TI99/4A Intern, GPL Linker

September: Mechatronic 128K Card

October: TI-Forth Utilities, CorComp Memory Plus

November: Submarine Commander, PEP, MAX-RLE

December: GK Utility I and II and GRAM Packer, X-10 Powerhouse, RAVE 99/101

1987

January: MG DISKASSEMBLER, Myarc XBII

February: TI-Tax, Mechatronic Mouse

March: Wycove Forth version 3.0, DIJIT Systems RGB Conversion Kit, Spad XIII Flight Simulator

April: Geneve 9640, Disk Utilities

May: QS-Solitaire, Geneve 9640 (Part 2), Technical Drive, Console Calc

June: Character Sets and Graphic Design III, Writerease Ver. 1.1, 4A DOS, Prescan_It

July: Junkman Junior, Avatex 1200/1200hc modem, Bubble Plane

August: Prostick, The Brain, Rocketman, Menu Ver. 6.3

September: TI-IBM Connection, Super Extended BASIC

October: Fontwriter, Mechatronic 80-Column Card, Star NP-10 Printer

Asgard Software
P.O. Box 10306
Rockville, MD 20850



Legends

\$27.95

Feedback

Mini-Memory notes

I don't know how many people have had this problem, but the line-by-line assembler that I received with the Mini-Memory module has a bug with the OLD assembler option. According to the instructions, when OLD was selected the assembler was to retain the symbol table from the last program you were working on, and the program counter was to be where it was when you left off last time. This would never happen for me — both OLD and NEW worked just like the NEW command. I don't know how many hours I wasted, thinking that I was doing something wrong, trying to get OLD to work, until I called TI about a year ago to ask them about this problem. They gave me the "patches" to fix the program from Easy Bug.

First, with the MM module inserted, select Easy But, press any key, then press L to load your line-by-line assembler.

After you have loaded in the assembler, still in Easy Bug, enter M71A9. There should be >3E stored there. Enter 80 and then press enter.

Press enter five times until location >71AF comes up. Change this >3E to >80 also, then press enter.

Press the period key, then enter M7229. Change the >3E to >80 and press enter. Press the period, then S to save your repaired assembler to a different tape. Save locations >7000 through >7FFF. After this, your line-by-line assembler should work as described in the manual.

One point in your recent MM article needs to be clarified. The way TI uses string data is not "stupid" and "totally senseless" as stated in the article. Any string passed between your assembly sub and BASIC, either way, is a simple ASCII string. Nothing is added or subtracted. The problem comes in when you want to display a string from your assembly sub. Then you must add >60 (decimal 96) to each byte displayed. Or if you want to read text from the screen in your assembly sub you should subtract >60 from each byte. The reason for this is to save precious memory. Both the screen image table and the pattern descriptor tables start at VDP location >0000. So now the screen, color and sprite tables and some system variables are

using the memory where the patterns for characters 0-95 would be stored. To get past these items TI loads the definitions for the characters starting at character 30+96 (character 126 to the VDP) and anything displayed to the screen has to have this bias taken into account. This is in effect only from the BASIC environments.

Brad Snyder
Palmerton, Pennsylvania

Clarification added

Thank you for printing my letter on escape sequences for the Axiom GP-100TI printer in your September issue. However, I found a few items needing clarification.

In the ESCAPE SEQUENCE table, the first line should start with 27; 65 (not with 26;75). Also, the parameters in the fourth sequence are not clearly defined. N1 equals INT(N/256) and N2 equals N-N1*256. Finally, in the fifth sequence, N equals 2 for graphic mode and N equals 3 for text mode.

Also, it is stated in the second paragraph following the table that the double width font is an exclusive to the GP-100TI. This is incorrect. Most printers have double width capability, the 100TI included. What was intended was to note the unique capability for double height printing of both standard and double width characters.

Line 190 in the program for emulating emphasized print should read:

```
190 PRINT #1:TAB(9);B$;CHR$(32);MSG$;A$;CHR$(10)
```

These clarifications are probably unnecessary for most of your readers. However, as indicated by some of the feedback letters in past issues, a few new TI users out there may benefit from the comments.

Boyd Shugert
Portsmouth, Ohio

Another way

I slipped up!

The paragraph just before Example 3 in the September 1987 c99 column is quoted:

"The next example is meant to show how the comparisons are made in the **if condition**). If we wish to compare a character stored in variable **a** to the letter **M**, we cannot say **if(a = "M")** or **if(a = "M")** as in BASIC. We must compare the character stored in **a** to the ASCII value of the letter

M; thus, **if(=77)** or **if(a <=77).**"

From the way I wrote this it implies that there is no other way. There is, and I should have said so. The comparison can also be made **if(a = "M")** or **if(a = < "M")**, for the single (not double) quote marks before and after a character give the ASCII value. This method is taken up in the October column, but should have been mentioned here.

Someone might write in and say that **putchar(a)**; in Example 3 is an error. This is generally written **a = putchar(a)**; but it works either way.

Charles E. Kirkwood Jr.
Clemson, South Carolina

Socket, not the plug!

Re my User Note Page 45 (Oct. '87):

Please note that the DIN pictures depict the *socket* not the plug on the cable! You will usually see the pin numbers printed on the back of the plugs, inside the shell. A DIN plug is the inverse order of a DIN socket, so be twice as careful that correct pins are used!

I do so much of this, I sometimes think things like this are "obvious" and take them for granted.

Mike Christianson
Pekin, Illinois

Getting garbage

In the August edition you snapped a comment on how great the new CorComp cartridge "TI/IBM Connection" was for you in relation to your teletype operation. I was enthusiastic as I have a need to convert a huge set of nutritional programs and data that I have written over the past four years into IBM PC format. I ran out and purchased it.

Lo and behold the September issue has a whole review on PC Connection. I had to reread the whole article before I recognized that either you or Corcomp had renamed the program.

I wrote to CorComp and received an answer from Jackirae Sagouspe stating they did not understand my statement that when I had completed the conversion of the TI program to a PC formatted disk I still had garbage.

Your review did not totally address the
(See Page 10)



RAVE 99

INTRODUCES.....




NEW!

SPEECH SYNTHESIZER ADAPTER CARD

=====

NEW!

Finally, A low cost method to move your TI-Speech synthesizer from the side of the console to the Peripheral Expansion Box (PEB).



Takes only minutes to remove the housing from your speech synthesizer and install into the P.E. Box.

LOOK! SPECIAL FEATURES

Compatible with the 99/4A and 9640 GENEVE computers.

Software Compatible with TI-Speech Synthesizer.

High Quality Construction

90 Day Warranty

LOW COST .. \$49.95 + \$2.50 for Shipping & Handling

Units are in stock and ready for immediate delivery.

NEW!

NEW!



RAVE 99



112 RAMBLING ROAD
VERNON, CT 06066



(203) 871-7824

ADD 5% FOR HANDLING AND SHIPPING.
CT. RESIDENTS ADD 7.5% SALES TAX.



VISA & Master Card Add 3%



Make someone happy for the holidays..
Put a "Voice" back in your computer!!



NOW

AVAILABLE

Feedback

(Continued from Page 8)

basics. Granted you are publishing to sophisticated users of the TI but somehow you are still obligated to us "Extended BASIC Tinkers."

For one: I had to search hard until my local TI distributor (Pilgrims Pride) advised that to convert an Extended BASIC program into D/V80 (as you put it) requires the comment "list 'dsk1.myfile'".

Of course, you now have a program in TI-Writer format.

I took this action and "listed" my first program, "MEAL#1". It was great! I could now bring the program up in TI-Writer and do whatever I wished.

But I didn't wish to do anything except make it work on an IBM PC. I followed the simple directions to transfer it to an IBM formatted disk (which I had to have my friend Pilgrims Pride make up for me as I do not yet own an IBM unit).

"Garbage" is exactly what I now have. As I asked CorComp, "Is this another suck on for additional manuals or programs at an additional expense or I am missing the point?"

Since it is obvious that the TI program will not run on the IBM, what do I do next?

Who is publishing directions to convert the D/V80 on the IBM disk into program-mable format? How do I convert: OPEN #X:"DSK1.XXX",REM,LENS,SEGS,PRINT #1,PRINT #2 AND as you said, how about some clarity on transferring data files? Needless to say, reversing the procedure results in the same garbage.

I have the CorComp 9000 system and the conversion did take a 48K program; since I can't run it, I can't verify that.

Your August article sucked me in and CorComp stuck it to me.

Roy R. Roiman
Hatboro, Pennsylvania

Yes, we called it by a name used in advertising rather than TI/IBM Connection. As for converting programs, the review repeatedly stated that TI/IBM Connection converts text files. No mention of program conversions was implied or made. In fact, there are no programs that will convert a BASIC program written for one computer for use by another. —Ed.

Comments on c99

I'm writing in regards to Mr. Kirkwood's c99 column in the September 1987 issue where he discusses variable names. I would like to clarify a few points made in the article that might be misleading.

1) "Variables in c99 consist of letters and digits." Actually, variables can be upper or lower-case letters, digits, and the underscore (—). A great many C programs and books frequently use the underscore to separate words in a variable, like f—name for "first name." Function names follow the same naming conventions as variables. Also note that the compiler differentiates between upper- and lower-case names; therefore, f—name and F—NAME are two different variables.

2) Almost all "built-in" functions in c99 return some kind of value, like getchar() and putchar(). The statement "a=getchar()" means execute the function getchar(), and store the value it returns in the variable "a." Oftentimes the value returned from a function can be ignored if you don't need it. For a function like getchar(), you NEED the value to find out what key has been pressed. But the author also uses the statement "c=putchar(10)". In this case, you don't need the returned value (since it just returns the value you gave it, 10). You can thus omit the "c=" and just use "putchar(10)." The returned value is just discarded by the compiler if you don't explicitly store it somewhere. As an example, you might want the user to hit a key, but you don't care what key. In this case, just use "getchar()" and the program will wait for a keypress and discard the keycode.

3) The author says "If we wish to compare a character stored in variable "a" to the letter M, we cannot say if(a=="M") as in BASIC." Well, not quite true. You can compare an integer variable to the letter M, just use single quotes instead of double quotes, like: if(a=='M'). You could even say "if(77=='M')", where 77 is the ASCII code of 'M', which will always be true. The point is that the author asserts that you cannot compare an integer (like the integer variable "a") to a character (like 'M'). The fact is that the compiler converts all characters to INTEGERS internally. So by saying "if(a=='M')" you are in effect say-

ing "if(a==77)."

4) Finally, related to number 3, the author states that the declarations "int a,b,c" could be replaced by "char a,b,c" in his examples, but he doesn't explain WHY, which is important. The two functions he uses are putchar() and getchar(), which have something to do with characters, ie. printing them or retrieving them. So it's only logical to store such values in char-type variables. However, as c99 stands right now, functions can only return integer, not character results. That's why the author uses int's in his examples. So how can you say "char a; a=getchar();" when getchar() returns an integer, not a character? Because as I stated before, internally, all characters are converted to integers. All the compiler sees is virtually a bunch of integers and integer variables. All this means is that for comparisons, etc, you can treat char variables as int variables, but only when you have to. To follow standard C, you should whenever possible use char variables to store characters, and int variables to store integers. This just goes to show you that even though c99 might be limited, there are always ways around those limitations. Since there are a great many books and articles written about C in general, I think it important to point out how c99 differs from standard C, to help the beginner when he goes to the bookstore in search of help.

Warren Agee
Detroit, Michigan

Weird designs

I have a great deal of trouble with my TI Extended BASIC cartridge. Almost every time I insert it and press 2 for Extended BASIC, I get nothing but weird designs and colors on the screen. The QUIT function doesn't work so I must turn the computer off and on manually while I remove and reinsert the cartridge. Often I have to do this dozens of times before I finally get the cursor and can proceed. Do I just have a faulty cartridge or do others have similar problems?

Shirley Kulzick
New Berlin, Wisconsin
Sounds like a dirty GROM port or cartridge connectors. Remove oxidation from both with an eraser or non-metallic brush.

HOLIDAY SPECIALS ON CARTRIDGES

Action • Adventure • Education • Entertainment
Excitement • Thrills • Chills • Danger
Shoot 'em ups • Knock 'em downs • Fun • Intrigue

"THE MAGNIFICENT THREE"

Three spectacular software cartridges just in time for giving.

ALL 3 for ONLY \$17.95 ⁹⁵ \$9.95 each if purchased separately



Story Machine

Helps children write sentences, paragraphs, even simple stories while learning the parts of speech



Burger Time

One of the hottest arcade games in its original razzle-dazzle format. Your chef, Peter Pepper, is surrounded by pickles and hot dogs. Dodge 'em, pepper 'em, lead 'em down ladders and onto a bun before they make you the main course



Facemaker

Creative fun for children ages 5 to 7. Provides very simple introduction to programming and familiarity with keyboard

- Dare
- Maneuver
- Race
- Escape
- Spring
- Float
- Trap
- Jump
- Destroy

Special Bonus Price

Order the Complete "Magnificent Three"

All Three For Only \$17.95 ^{s+h}



MOONSWEeper

Alert, alert! As pilot of the USS Moonsweeper, you must rescue miners, land while evading photon torches and satellites, defend your ship from space bullets and armed launchers. Then catch accelerator rings to pick up speed and escape! A 1-player game. (Wired Remote Controllers recommended.)



FATHOM

Rescue Neptune's daughter. She's chained to a sunken ship, her father powerless to help because his enemies have broken his magical Trident into three pieces. You travel the sky and the sea in search of the pieces, all the while lighting off obstacles to save her! (Speech Synthesizer and Wired Remote Controllers recommended.)

MICROSURGEON

Advance from medical student to intern to brilliant surgeon in this fascinating fantasy: an operating room where you work against time to save critical patients. Choose from 1000 patients and a variety of diagnoses. (Speech Synthesizer and Wired Remote Controllers recommended.)



SUPER DEMON ATTACK

Tentacled demons out of nightmares are blasting the moon. You destroy their attack waves by maneuvering and firing your laser cannon. Then dare to infiltrate their base! Two different battle fields, plus continuous play as you achieve higher levels of skill. A 1-player game. (Wired Remote Controllers recommended.)

\$9.95 Each ^{s+h}

PARKER BROTHERS software cartridges for the TI-99/4A

Q*bert Life isn't easy for Q*bert. He's got to stay one jump ahead of Coily the snake and all the other dastardly creatures. So spring into action and help Q*bert bounce from step to step on the colorful, three-dimensional pyramids. **\$19.95**

POPEYE Come aboard, mates! Join in the adventures of Popeye as you race him through a crazy maze while Brutus and the Sea Hag do their best to keep him from winning the affection of his sweetheart—Olive Oyl. **\$19.95**

FROGGER Frogger's first challenge is to cross a busy highway, reckless with hottrids and huge trucks. Beyond is the raging river, where the safety of a slippery log or diving turtle is all Frogger can count on to stay afloat. **\$19.95**

SPECIAL BONUS: All 3 for ONLY \$49.95 ^{s+h}

Send order and make checks payable to:

TEX-COMP

P.O. Box 33064, Granada Hills, CA 91344

AUTHORIZED DEALER

TERMS: All prices F.O.B. Los Angeles. For fastest service use cashiers check or money order. Add 3% shipping and handling (\$3.00 Minimum). East of Mississippi 4 1/2%. Add 3% for credit card orders. Prices and availability subject to change without notice. We reserve the right to limit quantities.

PACMAN Now, the Thrill of the Arcade Game at Home

DONKEY KONG

CENTIPEDE

POLE POSITION

GREAT PRICES ON THE FOUR MOST POPULAR ARCADE GAMES OF ALL TIME. PAC-MAN, CENTIPEDE, DONKEY KONG AND POLE POSITION. ONLY \$9.95 EACH, BUY TWO, GET ONE FREE, ALL FOUR ONLY \$26.95 ^{s+h}



VISA and MASTERCARD HOLDERS CALL DIRECT (818) 366-6631 24 Hour Order Line

NOTE: Payment in full must accompany all orders—credit card, company check or money order for immediate shipment. Personal checks require up to 4 weeks to clear. California orders add 6 1/2% sales tax.

BASIC

Poker Solitaire is a sure bet

By REGENA

My son and I have recently been spending (wasting) lots of time playing a public domain game on one of our other computers. It is called "Poker Solitaire" and is written in Pascal. We thought you might enjoy having a TI BASIC version.

A five-by-five grid is shown on the screen. A deck of cards is shuffled then dealt one at a time. The card dealt is shown at the bottom right section of the screen. You may choose to place the card anywhere on the grid that is not already occupied. The object is to try to arrange the cards to make a good poker hand in each row and in each column. Once you put a card in place it cannot be moved. Use the arrow keys (E, S, D, X) to move the blinking cursor to the position you want, then press the ENTER key. Repeat the process for all 25 cards.

The scoring is shown at the right of the screen. A "Flush" means all five cards are the same suit. A "Straight" is five cards whose numbers can be arranged in consecutive order (such as 5, 6, 7, 8, 9). Our original game allowed the Ace to be the high card in a straight, but the Ace could not be the low card. However, in this game, the Ace may be high or low. In other words, a straight may consist of A, 2, 3, 4, 5, or 10, J, Q, K, A. A "Straight Flush" is five consecutive cards in the same suit.

"Four of a Kind" means four cards of matching numbers (one in each suit). "Three of a Kind" means three cards of matching numbers; "1 Pair" means two cards have matching numbers; "2 Pair" means that of the five cards, two of the cards have matching numbers and two more of the cards have matching numbers. A "Full House" consists of one pair plus three of a kind.

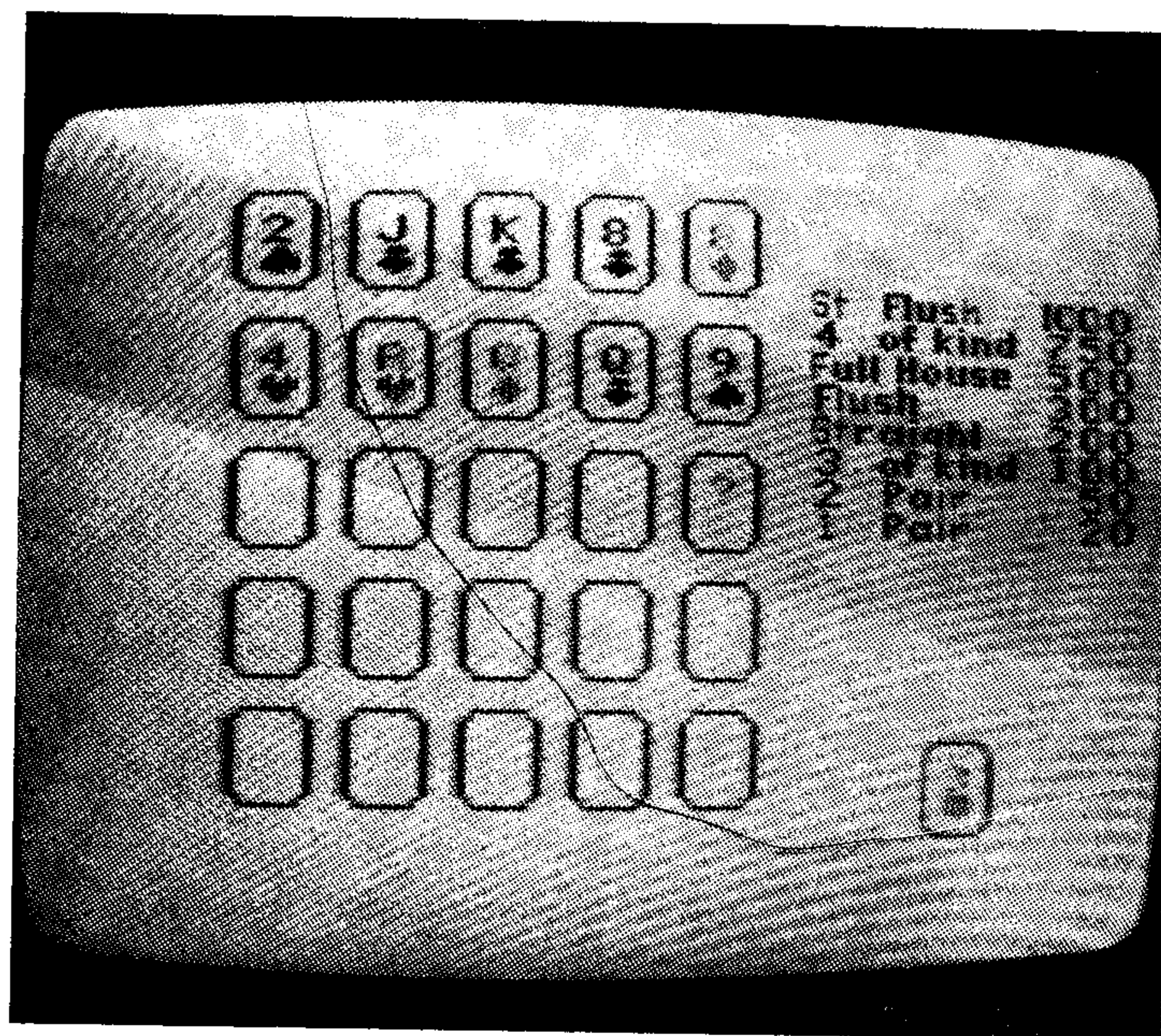
After you have placed all cards on the grid, the computer will calculate the score for each row and the score for each column. These scores are added together, and the total score is printed at the bottom of the screen. Try to get as high a score as possible. I would say a score of over 2,100 is good. So far my high score is 3,440 — and that was getting a zero on one of the rows. Anyway, have fun beating that.

Line 150 DIMensions several variables. A(13,4) is an array used for the 13 numbers and 4 suits for the cards. Lines 790-830 initialize the elements in the array to be zero at the beginning of each game. Lines 960-970 set the element chosen to be 1 when a random card is chosen. This method prevents duplicate cards from being chosen.

CARD(r,c,1) is the card number for a card placed in a certain row r and column c. CARD(r,c,2) is the suit number. The D(n) array is used to keep track of the numbers of the five cards in determining the score. CX(n) and CY(n) are the coordinates of the cards in the grid. CRN(1) and CRN(2) are character numbers for the red and blue numbers and suits. Line 1830 determines which character number to use for the card number — black or red.

The regular numbers in black are the usual characters starting at ASCII Code 50. However, after "9" characters are redefined for 10, J, Q, K, and A. The numbers in red are defined in characters starting with character number 128. Characters are also redefined to print the scoring table and the card outlines.

Most of the characters are defined in lines 270-400. If you have trouble running this program, the most likely place for typing er-



rors in in the DATA statements. These numbers are all character definitions (often 16 digits long). Notice that line 370 ends with two characters defined as null strings. They happen to be characters not used in a black set. The next line starts data for characters that will be in a different color set for red. Lines 410-420 define the red color sets.

You will need to release the Alpha Lock key to type the PRINT statements in lines 490-650. The lowercase letters are PRINTed on the screen but have been redefined to print the scoring table. The CALL HCHAR statements add a "0" to the printed lines in the scores.

Lines 660-750 draw the "empty" cards in five rows and five columns on the screen. Lines 760-780 draw the outline for the single card to be dealt. Subroutine 1660-1740 is the procedure for drawing the outline of one card.

Lines 920-1290 contain the FOR-NEXT loop that deals the 25 cards. Lines 930-970 randomly choose a card number and card suit and make sure the card has not previously been chosen. Line 980 calls the subroutine 1750-1840, which determines the color, the suit character number and the card number. Lines 990-1000 draw the card in the lower right corner.

Lines 1010-1230 receive the user input of moving the blinking cursor (question mark) with the arrow keys. When the ENTER key is pressed, line 1240 makes sure another card is not already in that position. If the spot is available, lines 1250-1260 draw the card number and suit on the screen, and lines 1270-1280 define that card in the array. After all the cards have been placed, lines 1300-1310 erase the last card.

Line 1320 initializes the total score. Lines 1330-1540 look at the cards row by row then column by column to determine the score and print the scores. The subroutine 1900-2410 checks the suits and the numbers of the cards for the possible score. The subroutine 2420-2570 prints the score. Lines 1530-1580 print the total score.

(See Page 14)

MONITOR SPECIAL!*** OUR BEST SELLER ***

For the first 10 Magnavox PRO 80 monitors sold we will include the GENEVE 9640 cable FREE!

(Limit 1 monitor per customer)

This monitor supports RGB TTL, RGB Analog, composit video, Built in audio circuit and a green text switch.

THE ULTIMATE : Magnavox MULTIMODE

This monitor has all of the same great features as the PRO 80 and an even better screen resolution! The MULTIMODE monitor can work with any video graphics board out on the market today. This monitor even has better specs, than the NEC Multi-sync. Try it, you'll like it.

L & M
SYSTEMS

L&M Systems

2330 East Ave. J-8 #173

Lancaster, Calif. 93535

(805) 948-1587

ONLY ONE LEFT IN STOCK!

Three 5 1/4 floppy disk drives mounted in a single case with power supply. Of these three drives, two of them are quad density (80 track) drives and the other is a standard (40 track) drive. A good deal for **\$200.00**

One 10 meg hard disk system, includes, case, power supply, cables, software, operators manual, and personality board. There is room in the case for a second hard disk drive. All new equipment! A steal for **\$500.00**

Full height quad disk drive (80 track), holds 2880 sectors per diskette!..... \$85
Full height double density (40 track) disk drive..... \$60

EARLY BIRD CHRISTMAS SPECIALS

149.95 DSDD disk controller
189.95 DSQD disk controller
294.95 Dual hard, floppy controller
224.95 512k memory expansion
99.95 RS232 with TP/PIO option
59.95 Myarc Extended Basic II
25.00 Geneve 9640 monitor cable
344.95 Magnavox PRO 80 monitor
534.95 Magnavox MULTIMODE monitor
99.95 Myarc Mouse with MYART software
469.96 Geneve 9640 with enhanced keyboard
124.95 Toshiba 3 1/2 disk drive
(works on our TI system)
12.00 10 pack of 3 1/2 diskettes
(with disk drive purchase)
15.00 10 pack of 3 1/2 diskettes (black)
17.00 10 pack of 3 1/2 diskettes (color)

COMPLETE SYSTEMS PACKAGE!

1 Geneve 9640 computer
1 9640 monitor cable
1 Magnavox PRO 80
1 Latest set of software

\$840.00

(includes shipping)

We ship C.O.D.

Geneve MOUSE in stock!

POKER SOLITAIRE—

(Continued from Page 12)

Lines 1590-1640 print the option to play the game again, and the user presses Y for yes and N for no. The program then branches appropriately. The subroutine 1850-1880 is used to print a message T\$ without scrolling. Lines 2580-2600 clear the screen, print the total score, and end the program.

If you want to improve efficiency in the scoring, you can combine comparisons in IF-THEN statements. TI Extended BASIC allows several combinations in IF-THEN statements that would make these combinations more understandable. Extended BASIC also facilitates printing on the screen.

Our 32-column screen makes this game a little difficult because all the printing needed to fit within those columns. Many of the character definitions were to make smaller letters so the scoring table would fit. Each card is three characters wide with the number and suit printed in the center column (one character wide).

If you prefer to save typing effort, you may have a copy of this game by sending a blank cassette or diskette, \$3 copying fee, and a stamped, self-addressed mailer to REGENA, P.O. Box 1502, Cedar City, UT 84720. Be sure to specify that you need the TI version of "Poker Solitaire."

POKER SOLITAIRE

```

100 REM POKER SOLITAIRE !039
110 REM BY REGENA !071
120 CALL CLEAR !209
130 PRINT TAB(6);"POKER SOLI
TAIRE" !219
140 OPTION BASE 1 !137
150 DIM A(13,4),CARD(5,5,2),
D(5),CX(5),CY(5),CRN(2)!128
160 CALL CHAR(58,"008E919191
91918E")!033
170 PRINT : : "CARDS WILL BE
DEALT ONE AT" !148
180 CALL CHAR(59,"0004040404
044438")!221
190 PRINT : "A TIME. MOVE BY
USING THE" !201
200 CALL CHAR(61,"0044485060
504844")!231
210 PRINT : "ARROW KEYS, THEN
PLACE THE" !026
220 CRN(1)=48 !062
230 PRINT : "CARD BY PRESSING
<ENTER>." !215
240 CRN(2)=126 !109
250 PRINT : : "MAKE POKER HAN
DS BOTH" !124
260 PRINT : "HORIZONTALLY AND
VERTICALLY." !035
270 FOR N=96 TO 142 !228
280 READ N$ !009
290 CALL CHAR(N,N$)!103
300 NEXT N !228
310 DATA 0003026297929262,00
04840405060504,0010009213121
292,0001018749494947,0062928
762129262 !158
320 DATA 007A424272424242,00
00004949494879,000808CB0DC94
9C9,007088888888887,0000002C
3020202 !193
330 DATA 0001006999899969,00
00001C24243C040C,008282A7D29
29292,007048487141414,000200
D2321232D2 !060
340 DATA 000000586040404,00F
08084E4848483,00121292929292
92,000909090F090909 !233
350 DATA 0000001824242418,00
00009392939073,0000009E129E9
09E !065
360 DATA 000000030408101,000
000FF,000000804020101,101010
101010101,10080403,1020408 !
058
370 DATA 001C3E083E7F3E08,00
081C3E7F7F6B08,, " !058
380 DATA 003844040810207C,00
38440418044438,00081828487C0
808,007C407804044438,0018204
078444438 !220
390 DATA 007C04081020202,003
8444438444438,003844443C0408
3,008E91919191918E,000404040
4044438 !118
400 DATA 0038444444544834,00
44485060504844,003844447C444
444,0036777F7F3E1C08,00081C3
E7F3E1C08 !101
410 CALL COLOR(13,7,1)!228
420 CALL COLOR(14,7,1)!229
430 PRINT : : : : "PRESS <E
NTER> NOW TO START." !095
440 CALL KEY(0,K,S)!187
450 IF K(>)13 THEN 440 !174
460 CALL CLEAR !209
470 CALL CHAR(60,"0038444444
544834")!237
480 CALL CHAR(62,"003844447C
444444")!253
490 PRINT TAB(20);"d efg :0
" !021
500 CALL HCHAR(23,31,48)!054
510 PRINT TAB(20);"4 `abc 75
" !027
520 CALL HCHAR(23,31,48)!054
530 PRINT TAB(20);"pqrstu 50
" !233
540 CALL HCHAR(23,31,48)!054
550 PRINT TAB(20);"efg 30
" !202
560 CALL HCHAR(23,31,48)!054
570 PRINT TAB(20);"dijkl 20
" !101
580 CALL HCHAR(23,31,48)!054
590 PRINT TAB(20);"3 `abc ll
" !015
600 CALL HCHAR(23,31,48)!054
610 PRINT TAB(20);"2 mno
" !230
620 CALL HCHAR(23,31,48)!054
630 PRINT TAB(20);"1 mno
" !226
640 CALL HCHAR(23,31,48)!054
650 PRINT : : : : : : : : : :
: : : !024
660 CH=117 !173
670 FOR XX=1 TO 5 !163
680 ROW=4*XX-3 !228
690 CX(XX)=ROW+1 !041
700 FOR YY=1 TO 5 !165
710 COL=3*YY+3 !202
720 CY(YY)=COL+1 !018
730 GOSUB 1660 !210
740 NEXT YY !072
750 NEXT XX !070
760 ROW=18 !233
770 COL=25 !205
780 GOSUB 1660 !210
790 FOR N=1 TO 13 !113
800 FOR S=1 TO 4 !069
810 A(N,S)=0 !185
820 NEXT S !233
830 NEXT N !228
840 FOR XX=1 TO 5 !163
850 FOR YY=1 TO 5 !165


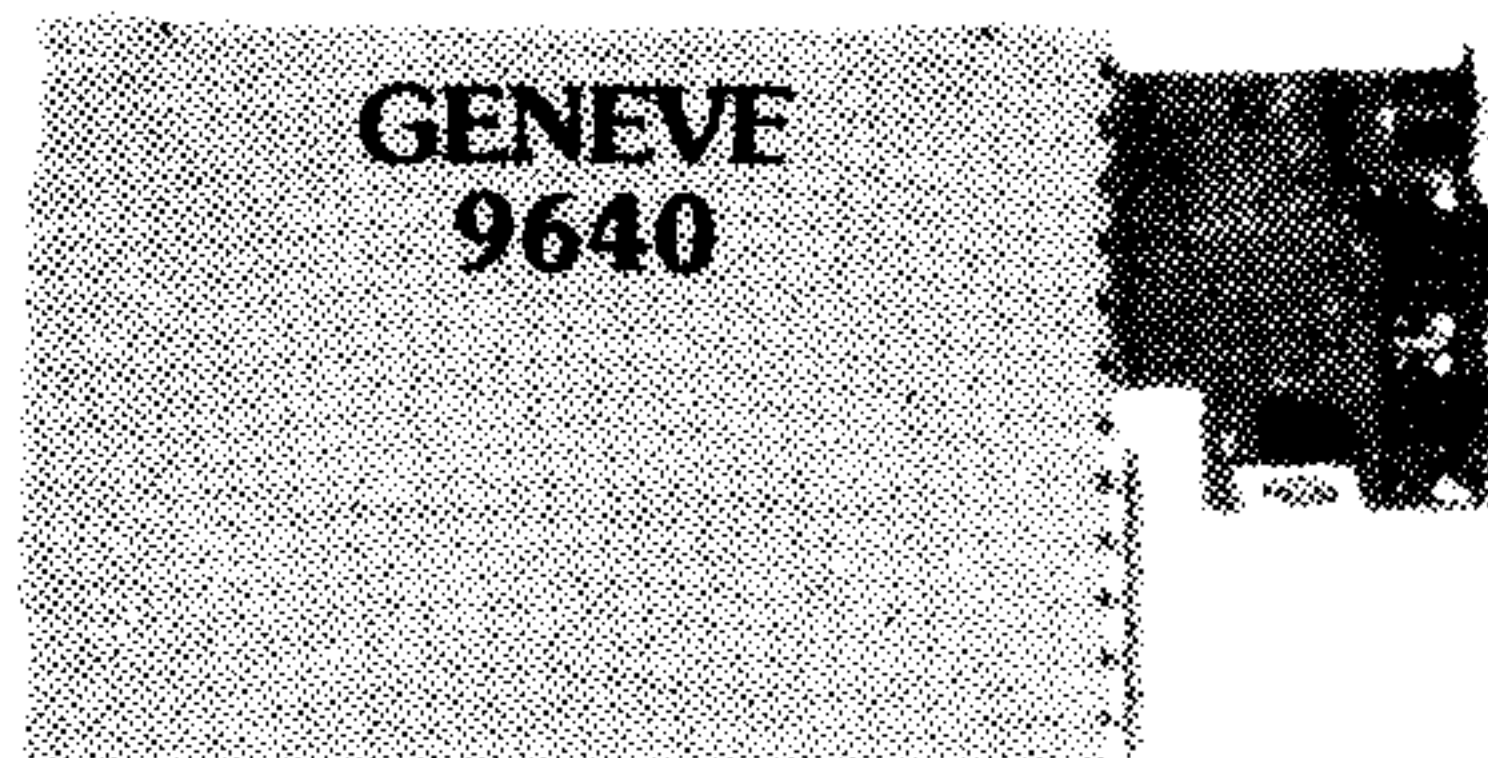
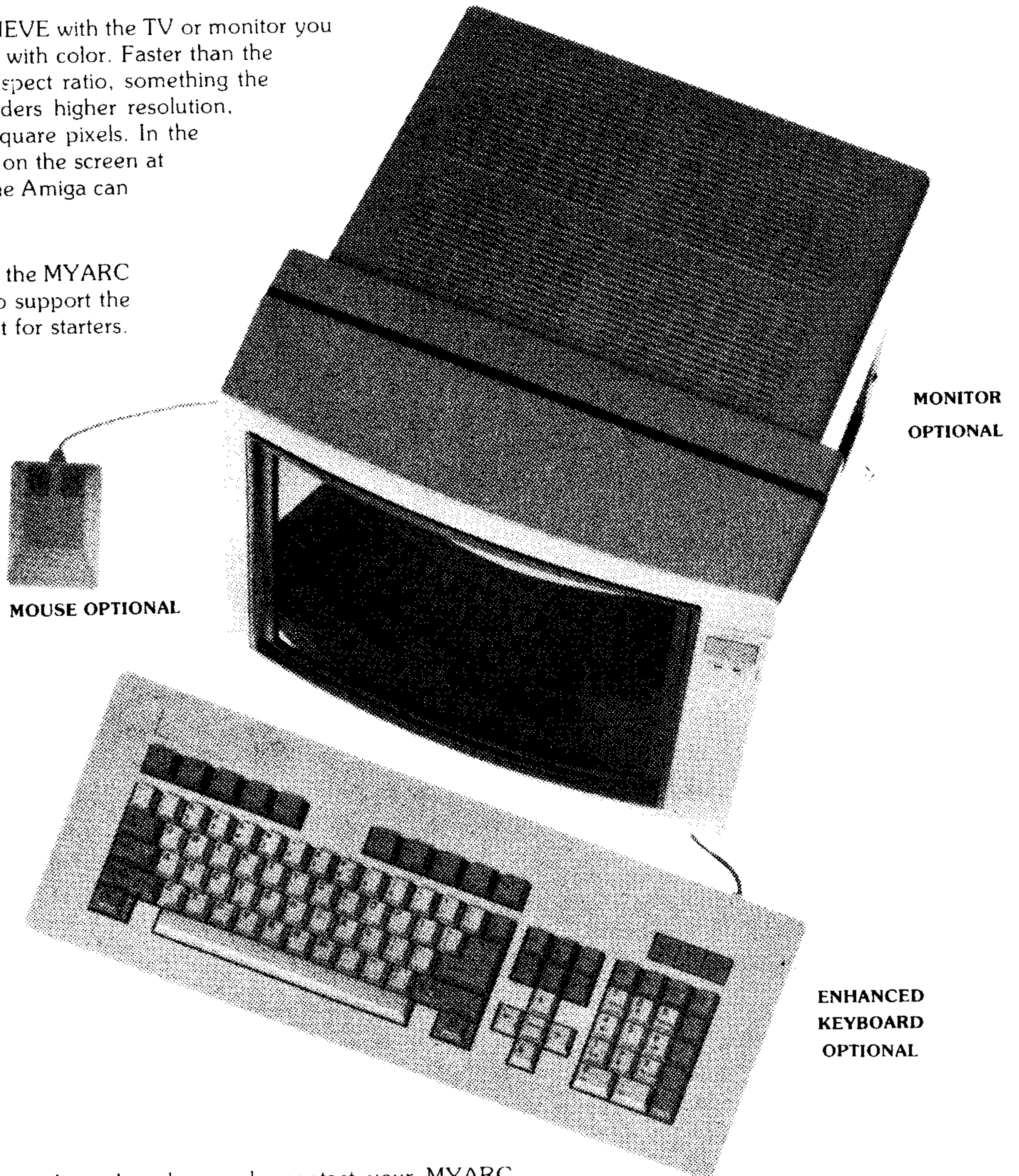
```

(See Page 16)

THE GENEVE 9640 HAS LANDED


You will recognize it by its trade mark, a graceful gray swan swimming on blue water, an apt symbol. The ugly duckling TI no longer wanted, is no ugly duckling anymore. The GENEVE has surpassed everyones expectations, even our own; with power, speed, graphics, and adaptability not found in other microcomputers. In fact, the GENEVE does so much, this ad can only begin to tell you about it.

- **Near 100% Compatible:**
 - If you have a program written in Basic, Extended Basic, XBI, Assembly Language, Forth, Pascal, you name it, if it runs on the 99/4A then it is near certain to run on the GENEVE.
- **32K No Wait State High Speed RAM:**
 - Programs like MultiPlan, which are painfully slow on the 99/4A, run many times faster, thanks in part to the High Speed RAM.
- **V9938 Video Processor with 7 Graphics Modes:**
 - Compatible with the 99/4A so you can use the GENEVE with the TV or monitor you are currently using. Same resolution as the Mac but with color. Faster than the Amiga, as fast as the Atari and does it with true aspect ratio, something the Amiga and IBM AT can not do. Aspect ratio renders higher resolution, better color, and appearance, through the use of square pixels. In the high resolution mode, 256 colors may be displayed on the screen at one time by the GENEVE, eight times as many as the Amiga can display in its high resolution mode.
- **Mouse Interface:**
 - The mouse interface is built in and ready to use with the MYARC mouse. But, we didn't stop there, it is also ready to support the newest hardware, like video digitizers, and that's just for starters.
- **6 Complete Pieces Of Software Are Included With The GENEVE. But, three you will not be able to see how you ever did without are:**
 - My-Word Processor; 80 columns, help screens for all modes of operation including control-U, initialize a disk without leaving the program, print formatted text to the screen for viewing before sending it to the printer and that's still not all My-Word will do.
 - Advanced Basic; the best and most powerful basic on the market today.
 - Pascal V4.21; if you have a standard USCD Pascal program, you will be able to run it with this program. If you do not have any Pascal programs, let me tell you, one of the largest library of programs available, is Pascal. Compilers for Fortran, Modula 2, Lisp, and Pilot, as well as business programs from A to Z, are all there. USCD Pascal Software developed for computers from Apple to IBM, will run on the GENEVE, without modification.



If you have heard enough, contact your MYARC dealer, they have one in stock for you. If you do not know who your stocking MYARC dealers are, or, if you want to know more about the GENEVE, telephone the number listed below, or mail your name and complete address with zip code to the address shown below. We will be happy to mail you a brochure covering the GENEVE in detail and a list of our stocking dealers. Supplies of the brochure are limited, so please hurry.

GENEVE
P. O. Box 140
Basking Ridge, New Jersey 07920-1014
(201) 766-1700



SOLITAIRE—

(Continued from Page 14)

```

860 CARD(XX,YY,1)=0 !000
870 CARD(XX,YY,2)=0 !001
880 NEXT YY !072
890 NEXT XX !070
900 XX=1 !104
910 YY=1 !106
920 FOR DEAL=1 TO 25 !060
930 RANDOMIZE !149
940 CN=INT(13*RND)+1 !014
950 CS=INT(4*RND)+1 !226
960 IF A(CN,CS)=1 THEN 940 !
236
970 A(CN,CS)=1 !064
980 GOSUB 1750 !044
990 CALL HCHAR(19,26,CNUM)!0
60
1000 CALL HCHAR(20,26,SUIT)!
070
1010 CALL SOUND(100,1200,2)!
172
1020 CALL GCHAR(CX(XX),CY(YY
),G)!092
1030 CALL KEY(0,K,S)!187
1040 CALL HCHAR(CX(XX),CY(YY
),63)!073
1050 CALL HCHAR(CX(XX),CY(YY
),G)!093
1060 IF S<1 THEN 1030 !019
1070 IF K=13 THEN 1240 !016
1080 IF K<>69 THEN 1120 !100
1090 IF XX=1 THEN 1030 !111
1100 XX=XX-1 !218
1110 GOTO 1010 !068
1120 IF K<>68 THEN 1160 !139
1130 IF YY=5 THEN 1030 !117
1140 YY=YY+1 !221
1150 GOTO 1010 !068
1160 IF K<>88 THEN 1200 !181
1170 IF XX=5 THEN 1030 !115
1180 XX=XX+1 !217
1190 GOTO 1010 !068
1200 IF K<>83 THEN 1030 !006
1210 IF YY=1 THEN 1030 !113
1220 YY=YY-1 !222
1230 GOTO 1010 !068
1240 IF CARD(XX,YY,2)>0 THEN
1010 !245
1250 CALL HCHAR(CX(XX),CY(YY
),CNUM)!073
1260 CALL HCHAR(CX(XX)+1,CY(
YY),SUIT)!022
1270 CARD(XX,YY,1)=CN !152
1280 CARD(XX,YY,2)=CS !158
1290 NEXT DEAL !172
1300 CALL HCHAR(19,26,32)!05
6
1310 CALL HCHAR(20,26,32)!04
8
1320 TSCORE=0 !135
1330 SY=3 !102
1340 FOR ROW=1 TO 5 !235
1350 FOR YY=1 TO 5 !165
1360 D(YY)=CARD(ROW,YY,1)!17
8
1370 ST(YY)=CARD(ROW,YY,2)!0
22
1380 NEXT YY !072
1390 GOSUB 1900 !195
1400 SX=CX(ROW)!105
1410 GOSUB 2420 !205
1420 TSCORE=TSCORE+SCORE !15
5
1430 NEXT ROW !142
1440 SX=21 !150
1450 FOR COL=1 TO 5 !209
1460 FOR XX=1 TO 5 !163
1470 D(XX)=CARD(XX,COL,1)!14
8
1480 ST(XX)=CARD(XX,COL,2)!2
48
1490 NEXT XX !070
1500 GOSUB 1900 !195
1510 SY=CY(COL)-1 !013
1520 GOSUB 2420 !205
1530 TSCORE=TSCORE+SCORE !15
5
1540 NEXT COL !116
1550 TSCORE$=STR$(TSCORE)!20
2
1560 T$="TOTAL -- "&TSCORE$
!208
1570 ROW=23 !229
1580 GOSUB 1850 !145
1590 T$="PLAY AGAIN? (Y/N)"
!074
1600 ROW=24 !230
1610 GOSUB 1850 !145
1620 CALL KEY(0,K,S)!187
1630 IF K=78 THEN 2580 !093
1640 IF K=89 THEN 460 ELSE 1
620 !178
1650 STOP !152
1660 CALL HCHAR(ROW,COL,CH+1
)!191
1670 CALL HCHAR(ROW,COL+1,CH
+2)!123
1680 CALL HCHAR(ROW,COL+2,CH
+3)!125
1690 CALL VCHAR(ROW+1,COL,CH
+4,2)!057
1700 CALL VCHAR(ROW+1,COL+2,
CH+4,2)!245
1710 CALL HCHAR(ROW+3,COL,CH
+5)!128
1720 CALL HCHAR(ROW+3,COL+1,
CH+2)!056
1730 CALL HCHAR(ROW+3,COL+2,
CH+6)!061
1740 RETURN !136
1750 IF CN>1 THEN 1770 !056
1760 CN=14 !126
1770 IF CS>2 THEN 1810 !103
1780 SUIT=123+CS !187
1790 SUITC=1 !064
1800 GOTO 1830 !124
1810 SUIT=138+CS !193
1820 SUITC=2 !065
1830 CNUM=CN+CRN(SUITC)!027
1840 RETURN !136
1850 FOR K=1 TO LEN(T$)!250
1860 CALL HCHAR(ROW,2+K,ASC(
SEG$(T$,K,1)))!083
1870 NEXT K !225
1880 RETURN !136
1890 REM CHECK SUIT !189
1900 SCORE=0 !051
1910 FOR K=1 TO 4 !061
1920 IF ST(K)<>ST(K+1)THEN 1
960 !164
1930 NEXT K !225
1940 SCORE=300 !152
1950 REM SORT !034
1960 SW=0 !097
1970 FOR K=1 TO 4 !061
1980 IF D(K)<=D(K+1)THEN 203
0 !034
1990 DD=D(K)!066
2000 D(K)=D(K+1)!113
2010 D(K+1)=DD !253
2020 SW=1 !098
2030 NEXT K !225
2040 IF SW=1 THEN 1960 !014
2050 REM CHECK SCORE !212
2060 IF D(2)<>D(3)THEN 2210
!127
2070 IF D(3)<>D(4)THEN 2140
!059
2080 IF D(1)<>D(2)THEN 2110
!025
2090 SCORE=750 !161
2100 GOTO 2410 !194
2110 IF D(4)=D(5)THEN 2090 !
074
2120 SCORE=100 !150
2130 GOTO 2410 !194
2140 IF D(1)<>D(2)THEN 2180
(See Page 18)


```


NOW MARK 2!

Much faster, many new features,
including Red Baron adversary!

*A Full-Featured Machine Language
Flight Simulator for the TI 99/4A!*

SPAD XIII Flight Simulator



\$29.95 from Not-Polyoptics


Fly your own classic World War I pursuit plane in Not-Polyoptics' new all machine language flight simulator. Set in wartime France, SPAD XIII Flight Simulator gives you all the realism of line graphic 3-D perspective, full acrobatic control of the plane, and the thrill of dogfights with intelligently maneuvered enemy planes. In full color, SPAD XIII at last brings the power of TMS 9900 machine language to flight simulation.

Features include:

- A full 48K program autoloading from Extended BASIC
- An all-graphic world in color 3-D perspective
- Look up, down, left right, forward or back
- Flight simulation with algorithms for the physics of flight
- Continuous instrument readouts with graphic throttle and stick controls
- Joystick and/or keyboard input
- Scenery includes Eiffel tower, Seine, trenches, villages, more
- Engage enemy planes in fights to the death
- Observation balloons and enemy airfields protected by flak

Extended BASIC cartridge, disk drive, and 32K Extended Memory required.
Please include \$1.00 for shipping and handling.
Send orders to:

NOT-POLYOPTICS
P.O. Box 4443
Woodbridge, VA 22194



SOLITAIRE—

```

(Continued from Page 16)
!095
2150 IF D(4)<>D(5)THEN 2120
!041
2160 SCORE=500 !154
2170 GOTO 2410 !194
2180 IF D(4)=D(5)THEN 2240 !
224
2190 SCORE=20 !102
2200 GOTO 2410 !194
2210 IF D(3)<>D(4)THEN 2270
!189
2220 IF D(4)=D(5)THEN 2260 !
244
2230 IF D(1)<>D(2)THEN 2190
!105
2240 SCORE=50 !105
2250 GOTO 2410 !194
2260 IF D(1)=D(2)THEN 2160 E
LSE 2120 !036
2270 IF D(1)=D(2)THEN 2360 !
083
2280 IF D(4)=D(5)THEN 2190 !
174
2290 IF D(5)-D(1)=4 THEN 237
0 !031
2300 IF D(1)=2 THEN 2340 !14
2
2310 IF SCORE=300 THEN 2410
!008
2320 SCORE=0 !051
2330 GOTO 2410 !194
2340 IF D(5)<>14 THEN 2310 !
105
2350 IF D(4)=5 THEN 2370 ELS
E 2310 !011
2360 IF D(4)=D(5)THEN 2240 E
LSE 2190 !192
2370 IF SCORE=300 THEN 2400
!254
2380 SCORE=200 !151
2390 GOTO 2410 !194
2400 SCORE=1000 !199
2410 RETURN !136
2420 C1=32 !097
2430 C2=32 !098
2440 IF SCORE<1000 THEN 2480
!126
2450 C1=58 !105
2460 C2=48 !105
2470 GOTO 2540 !068
2480 IF SCORE<100 THEN 2520
!117
2490 C1=ASC(SEG$(STR$(SCORE)
,1,1))!222
2500 C2=ASC(SEG$(STR$(SCORE)
,2,1))!224
2510 GOTO 2540 !068
2520 IF SCORE=0 THEN 2560 !0
58
2530 C2=ASC(SEG$(STR$(SCORE)
,1,1))!223
2540 CALL HCHAR(SX,SY,C1)!11
0
2550 CALL HCHAR(SX,SY+1,C2)!
042
2560 CALL HCHAR(SX,SY+2,104)
!022
2570 RETURN !136
2580 CALL CLEAR !209
2590 PRINT "TOTAL SCORE --";
TSCORE: : : !099
2600 END !139

```

Artist Support!

Artist Instances

Why buy little pictures that are smaller than a stamp when you can have larger, highly detailed, and professionally crafted art for your TI-Artist or Font Writer projects.

Volumes #7 and 8 of our popular Artist Instances series continue this tradition:

Volume #7 - People II: Fantasy figures for fantastic works.

Volume #8 - Common house pets such as Impalas are pictured here.

All volumes are designed for use in Font Writer and TI-Artist, and are completely documented.

\$7.95 Each Plus
\$.75 S&H

Artist Enlarger

Sometimes the font you want for that important report is too big - the picture you want too small... What to do?? Artist Enlarger, a new utility for TI-Artist and Font Writer users, is the answer! Now at the touch of a few keys you can enlarge or reduce any typeface or picture. This is easy to use utility is a fantastic value, and even more so since a library of new Instances is included on the disk. Requires: 32K, Disk, Extended BASIC.

\$9.95 Plus
\$.75 S&H

Asgard Software
P.O. Box 10306
Rockville, MD 20850

Artist Fonts

Why buy what you don't want? Now, if you are interested in new fonts for TI-Artist and Font Writer, you can buy a package of just that!

Volume #1 - Complete novelty fonts! A collection of complete fonts (upper and lower case), such as "Goo-Goo" building blocks, "Sticks", "Chalkboard", and more! Great for titles, amusing letters, and anything else. Also included, a complete Times Roman font for reports and serious stuff.

Requires: TI-Artist or Font Writer.

\$7.95 Plus
\$.75 S&H

CERTIFICATE '99!TM

THE ULTIMATE CERTIFICATE-POSTER MAKER



CREATE CERTIFICATES, AWARDS, DIPLOMAS & LICENSES FOR YOUR SCHOOL CLUB OR BUSINESS!

PRINT ADVERTISEMENTS, SIGNS AND NOTICES.....

EASILY MAKE FLYERS FOR THAT UP-COMING EVENT.

CONGRADULATE AN OUTSTANDING ACHIEVER.

THIS ALL NEW PROGRAM DOES IT ALL...CREATE CERTIFICATES, ADVERTISEMENTS, DIPLOMAS, HANDBILLS, INVATATIONS, AND SIGNS. THIS DISK BASED PROGRAM IS SELF CONTAINED WITH A CHOICE OF BORDERS, TYPE STYLES, GRAPHICS, AND EVEN SIGNATURES, PARCHMENT PAPER AND GOLD FOIL SEALS ARE INCLUDED. USE WITH ANY EPSON/STAR DOT MATRIX PRINTER, 32K, AND EX-BASIC

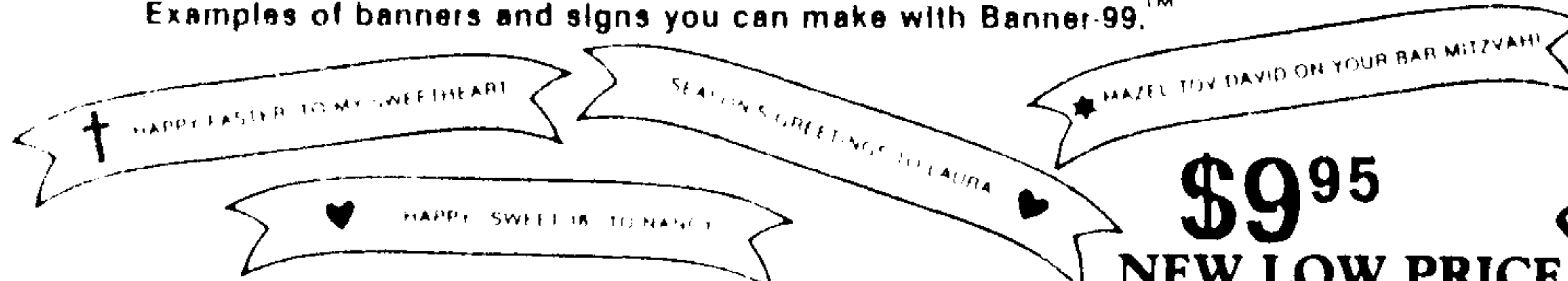
\$19⁹⁵ S&H

*DEVELOPED EXCLUSIVELY FOR TEX-COMP BY GREAT LAKES SOFTWARE



Banner-99TM an all new software package that lets you create your own banners, signs and bumper stickers with any TI compatible printer - dot matrix or daisy wheel.

Examples of banners and signs you can make with Banner-99TM



\$9⁹⁵
NEW LOW PRICE!

Cassette Version!
(Text only) \$7.95

i This program requires a TI-99/4A with disk drive, 32K memory, Extended Basic and printer.

SPECIFY CASSETTE OR DISK!

*DEVELOPED EXCLUSIVELY FOR TEX-COMP BY GREAT LAKES SOFTWARE

Send order and make checks payable to:
TEX+COMP
PO Box 33064, Granada Hills, CA 91344



AUTHORIZED DEALER



VISA and MASTERCARD
HOLDERS CALL DIRECT
(818) 366-6631

TERMS: All prices FOB Los Angeles. For fastest service use cashiers check or money order. Add 3% shipping and handling (\$3.00 Minimum). East of Mississippi 4 1/2%. Add 3% for credit card orders. Prices and availability subject to change without notice.

Personal checks require up to 4 weeks to clear
California orders add 6 1/2% sales tax

24 Hour Order Line

The trials of a c99 beginner

More on loops and arrays

By CHARLES E. KIRKWOOD JR.

This month's topic will continue loops and arrays, which were introduced last month. A program to print out all combinations of 5 or 6 characters is given to illustrate nested loops and compound ifs. For the puzzle fan, this program can be helpful in unscrambling the word puzzles in the newspaper. And it's fast!

Now might be a good time to pick up on some loose ends. After `DSK1.C99C` has been selected to compile a program, the prompt **Include c-text? [n]** appears. So far the response has been to press `<ENTER>` which results in `n` being entered. By making the response `y` or `Y` the source code (your c99 program) will be entered as comments in the output file. In that way you can print out the assembly code from the diskette and see what was generated by each of the c99 statements. The second prompt is **Inline push code [n]**. The normal method is to answer this with `n` in which fewer instructions are generated. However, if maximum performance is required, answer with `y` or `Y`.

You must remember that c99 is a subset of the C language. And as such, all the features that are available in the C language are not necessarily available in c99. One of the ways to find out whether a feature is available is to experiment. One of the things that I discovered was that negative subscripts are possible. Negative subscripts are not allowed in FORTRAN or BASIC, but are allowed in PL/1. However, you cannot declare them in c99 as you do in PL/1, but must use a "trick" that was used in some algebraic languages before safeguards were installed to prevent subscripts from being out of bounds.

Negative subscripts are useful for certain types of problems. A dummy array is declared just before the array to be used, as `int d[10], a[11]` or `char d[10], a[11]`. Storage is reserved in consecutive memory locations in both arrays, one following the other. The array `d` (for dummy) will hold the values to which the negative subscripts of array `a` will access. The array `a` can now have subscripts from -10 to 10, because the element `a[-1]` has the same memory location as `d[9]`, `a[-2]` has the same memory location as `d[8]`, etc.

You may have noticed that in some of the previous examples the declarations have preceded `main()` while in others they followed `main()`. Up to this point it has not made any difference whether they were before or after — more on that later.

But, I also discovered that in order to use negative subscripts it appeared the array declarations must be prior to `main()`. This is going to require additional exploration.

In order to find out what you can do with a language or what a computer will do, you must experiment. Who would have thought that the TI99/4A is capable of doing some of the things that users have made it do?

Example 1 is a little example to show that negative subscripts will work:

```
/*EXAMPLE 1*/
int d[10],a[11];
int b,c,i;
main()
{
```

```
    for(i=-10;i<=10;++i) /*input into array a*/
    {
        /*from -10 through 10*/
        b=getchar();
        a[i]=b;
    }
    c=putchar(10);
    for(i=-10;i<=10;++i) /*printout of array a*/
    {
        /*from -10 through 10*/
        b=a[i];
        b=putchar(b);
    }
    c=putchar(10);
    for(i=0;i<=9;++i) /*printout of array d*/
    {
        /*from 0 through 9*/
        b=d[i];
        b=putchar(b);
    }
    for(i=0;i<=10;++i) /*printout of array a*/
    {
        /*from 0 through 10*/
        b=a[i];
        b=putchar(b);
    }
}
```

Let me digress for a moment.

A number of years ago the microcomputer would not have been accepted in the business world. The computer had to be physically large and showy with flashing lights. It was not always bought because it was needed, but because the business down the street had one. It was a status symbol and a company had "to keep up with the Joneses." A company in Chicago had a small computer — physically large compared to microcomputers, but short on memory. They discovered that it did not have enough memory for the program that they wanted to write. The machine was a fixed-word machine and they also discovered that the machine language commands did not use up all the bits in the word. And so, by careful coding they were able to use these unused bits for additional storage.

It ran — a little slow — but it ran.

Now a salesman from a well-known computer company got into the act. He wanted to sell a larger machine. The company agreed to buy this new computer if the seller would rewrite their program for this new machine. Needless to say, there was no sale for no one knew just how this little machine was coded except the man who had coded the machine and he had probably forgotten (documentation has not always been a strong point).

You never know what a computer or a language is capable of until you try. (Note: Please do not ask me to prove this story for I only heard it at a meeting in the early 1960s when some computers were still coded in machine language.)

Here is a little problem for you to figure out using two additional ways of writing a `while` loop.

Problem 1: How many times will **John Doe** be printed by the
(See Page 22)

EZ-KEYS

Introducing a new utility with a split personality. EZ-KEYS is the assembly program that helps programmers more easily write Extended BASIC programs, and is also a program that lets program users get much more out of any Extended BASIC program. How can it do both? EZ-KEYS is the one program that lets one key do the work of many keys - among other things.

As a Programming Utility

- Write programs in any foreground and background color desired
- Write programs in a character set with a true lower case
- Highlight all numbers and symbols for easy debugging at a touch of a key
- Enter up to 23 screen lines for each program line
- Move the cursor up and down within a program line with a single key press
- Set EZ keys to automatically save your program to disk every 1 to 18 minutes as you write it
- Create macros for everything from deleting a range of lines, to moving and copying lines at a single key press

As a Productivity Tool

- EZ Keys will sit behind any Extended BASIC program, even those with assembly
- Create customized versions for each application quickly and easily
- Put often-used information - any combination of up to 668 characters function and control keys, the arrow and ENTER keys - within a macro to automate mundane data entry tasks
- Call other macros from within a macro or even chain macros for truly large definitions and added versatility
- Increase the productivity of almost any business program by letting EZ-keys do the work

EZ-Keys allows you to program your keyboard. Now you can define any control and any function keys as any combination of letters, numbers, program code, function and control keys, the arrow and ENTER keys to perform complicated tasks at a touch of a key from within another program or while programming. An easy to use "macro editor" is always available for entering macros as long as 668 characters and as short as 1.

Because of its true macros, EZ-Keys is for both the programmer and the user of business programs. There is nothing else like it for the 99/4A, and little as versatile in the rest of the computer world. Because it is unprotected, custom versions are very simple to create for any application. EZ-Keys requires 32K, Extended BASIC, one disk drive and a TI-99/4A, or a Myarc Geneve and one disk drive. It concludes a substantial manual and tutorial.

Suggested Retail

\$14.95

Available from all Asgard Software dealers and distributors or directly from Asgard Software (please add \$.75 shipping and handling). Write for information or send orders to:

Asgard Software, P.O. Box 10306, Rockville, MD 20850

C99—

(Continued from Page 20)

two methods?

```

/*1st method*/           /*2nd method*/
int i;                   int i;
main()                   main()
{
    i=1;                 {
    while(++i<=5)        i=1;
        puts("John Doe\n");    while((i++)<=5)
    }                    puts("John Doe\n");
}                        }

```

What is your conclusion as to what happens when ++i or i++ is used?

Here is another problem using the for loop.

Problem 2: How many times will **John Doe** be printed in each of these two methods?

```

/*method 1*/           /*method 2*/
int i;                 int i;
main()                 main()
{
    for(i=1;i<=5;++i)   {
        puts("John Doe\n");    for(i=1;i<=5;i++)
    }                    puts("John Doe\n");
}                        }

```

What can you say about ++i and i++ in the for loop?

Many of you have probably solved the scrambled word puzzles in the daily newspaper. How many of you have ever been stumped trying to unscramble 5 or 6 letters? To show nested loops and ifs, a program to print out all possible orders of 5 or 6 characters will be written. But first, since this is a "how to" article, Example 2 will print out all orders of only 3 letters with some explanation. Compound if statements using the logical AND will be used. The logical operators in c99 are bit-by-bit or bitwise operators. The operators are & for AND, | for inclusive OR, and ^ for exclusive OR.

In last month's sort program the characters in the array were swapped. In this program, the subscripts of the array will be changed. The table shows how we want the indexes i, j, and k in nested loops to change values to produce the proper subscripts to print the six orders of the input characters. Suppose, in our example, the input is ABC. The letter A is stored in w[1], B in w[2], and C in w[3], and the letters will remain in these locations.

i	j	k	w[i]	w[j]	w[k]	output
1	1					
	2	1				
		2				
		3	w[1]	w[2]	w[3]	ABC
3	1					
	2		w[1]	w[3]	w[2]	ACB
		3				
2	1	1				
		2				
		3	w[2]	w[1]	w[3]	BAC
2						
3	1		w[2]	w[3]	w[1]	BCA
		2				
		3				

```

3 1 1
   2 w[3] w[1] w[2] CAB
   3
2 1 w[3] w[2] w[1] CBA
  2
  3
3

```

```

/*EXAMPLE 2*/
main()
{
    char w[4];
    char a,c;
    int l,j,k;
    puts("TYPE 3 CHARACTERS\n");
    i=1;
    while(i<=3) /*input into w[1] w[2] w[3]*/
    {
        a=getchar();
        w[i]=a;
        ++i;
    }
    c=putchar(10);
    for(i=1;i<=3;++i)
    {
        for(j=1;j<=3;++j)
        {
            if(j!=i)
            {
                for(k=1;k<=3;++k)
                {
                    if((k!=i)&&(k!=j))
                    {
                        a=w[i];
                        a=putchar(a);
                        a=w[j];
                        a=putchar(a);
                        a=w[k];
                        a=putchar(a);
                        c=putchar(10);
                    }
                }
            }
        }
    }
}

```

A word needs to be said about `if((k!=i)&(k!=j))`. It is a bit tricky. To print out the three characters, the subscripts i, j, and k must all be different. And so k cannot be equal to either i or j. In BASIC this might be written like this:

```

140 FOR K=1 TO 3
150 IF (K=I) OR (K=J) THEN 170
160 PRINT W(I);W(J);W(K)
170 NEXT K

```


(See Page 24)

HOLIDAY SALE



AUTHORIZED
DEALER

ON A
COMPLETE COMPUTER
SYSTEM



PLUS 5
BOOK LIBRARY
TO START CHILDREN OF ANY AGE



THE PERFECT
FAMILY
GIFT

TEX+COMP™
AMERICA'S NUMBER ONE
TI COMPUTER RETAILER



Charge-it On Your
Visa or MasterCard
ORDER BY PHONE
24 HOURS A DAY
7 Days a Week!



(818) 366-6631

P.O. Box 33084, Granada Hills, CA 91344

TERMS: All prices F.O.B. Los Angeles. For fastest service send cashiers check or money order. Personal checks require up to 15 days to clear. Prices reflect a 3% discount for cash or approved check. Add 3% for Credit Card orders. Prices and availability are subject to change without notice. We reserve the right to limit quantities. California orders add 6.5% sales tax.

Tex Comp, the world's largest retailer of Texas Instruments home computer products invites you and your family to join the millions of families who are already using the TI-99/4A, the most powerful and versatile home computer ever produced. There are over 1000 programs now available for the TI-99/4A including education, family financing, arcade games, word processing, data base management, and the list goes on and on. New software & accessories are being continuously introduced. Tex-Comp and Texas Instruments have put together this offer to provide your family with the opportunity to get started with a **real quality computer** instead of an underpowered game playing toy.

YOU RECEIVE THE FOLLOWING

1. TI-99/4A Deluxe Black & Silver Computer complete with TV adaptor, power supply, users manual, programming manual and 1 year TI warranty.
2. One pair of TI Joysticks
3. 4-Volume set of Datamost books for the TI-99/4A: Kids & TI, Computer Playground TI, Elementary TI & Games TI's Play
4. Best selling book "Programs for the TI Home Computer" by Davis
5. 10 Most Popular TI Software Modules: Early Learning Fun, Physical Fitness, Amazing, Hangman, TI Invaders, Blasto, Munchman, The Attack, Tombstone City, and Home Financial Decisions
6. Cassette recorder interface cable
7. Tex-Comp TI-99/4A Catalog & Order Kit
8. \$50 Savings Certificate on future orders Purchase up to \$100 from a large selection of TI Software, Accessories and Books at 1/2 the regular price.

ALL FOR ONLY

Your Cost

\$99.95

*Shipping, handling & insurance on this special offer is \$10.00 (Continental U.S.) to any UPS deliverable address, HI, AK, Canada and APO slightly higher.

Complete with a \$50 Savings Certificate for use on future purchases.



c99—

(Continued from Page 22)

Note that in the BASIC program segment the PRINT statement is executed when the condition is *false*. However, since c99 does not have a GOTO, the condition must be *true* to print the results. We must come up with a condition with *i*, *j*, and *k* that is *true* when *K=I OR K=J* is *false*. After some experimentation it was found that `if((k!=i)&&(k!=j))` did the job.

Here is another way you can write the input loop:

```
i=1;
while((i++)<=3)
{
    a=getchar();
    w[i-1]=a;
}
```

Example 3 will print out every order of either 5 or 6 letters. It is just a continuation of Example 2. Input either six letters or a space and 5 letters. The screen output will show 50 combinations of the letters and stop. Press <ENTER> in order to continue. Continue until all have been printed. As you read the screen, pick out the correct word.


```
/*EXAMPLE 3*/
main()
{
    char w[7];
    char a,c;
    int i,j,k,m,n,p,e,nc,r;
    puts("          SCRAMBLED LETTERS\n");
    puts("          By Charles Kirkwood\n\n");
    puts("TYPE 6 LETTERS ");
    puts("or A SPACE AND 5 LETTERS\n\n");
    i=1;
    while(i<=6)
    {
        a=getchar();
        w[i]=a;
        ++i;
    }
    c=putchar(12);
    nc=6;
    if(w[1]==32)
        nc=1;
    c=putchar(10);
    p=1;
    e=1;
    for(i=1;i<=nc;++i)
    {
        for(j=1;j<=6;++j)
        {
            if(j!=i)
            {
                for(k=1;k<=6;++k)
                {
                    if((k!=i)&&(k!=j))
                    {
                        for(m=1;m<=6;++m)
                        {
                            if((m!=i)&&(m!=j)&&(m!=k))
                            {
                                for(n=1;n<=6;++n)
                                {
                                    if((n!=i)&&(n!=j)&&(n!=k)&&(n!=m))
                                    {
                                        for(r=1;r<=6;++r)
                                        {
                                            if((r!=i)&&(r!=j)&&(r!=k)&&(r!=m)&&(r!=n))
                                            {
                                                a=w[i];
                                                a=putchar(a);
                                                a=w[j];
                                                a=putchar(a);
                                                a=w[k];
                                                a=putchar(a);
                                                a=w[m];
                                                a=putchar(a);
                                                a=w[n];
                                                a=putchar(a);
                                                a=w[r];
                                                a=putchar(a);
                                                c=putchar(32);
                                                c=putchar(32);
                                                e=e+1;
                                                if(e==6)
                                                {
                                                    c=putchar(10);
                                                    e=1;
                                                    p=p+1;
                                                }
                                                if(p==11)
                                                {
                                                    puts("press <ENTER>\n");
                                                    a=getchar();
                                                    c=putchar(12);
                                                    p=1;
                                                }
                                            }
                                        }
                                    }
                                }
                            }
                        }
                    }
                }
            }
        }
    }
}
```

Hope you will have fun with this program if you get stuck trying to solve the scramble word puzzles. This program was first written in FORTRAN several years ago, then in BASIC, and finally in c99. I know that there must be other ways — perhaps better ways — of doing this. It would be appreciated if you would let me know what methods you have used.

SUPPORT OUR ADVERTISERS

MODEL 99/105 KEYBOARD ENHANCEMENT - \$199.95

NEW!



INCLUDES custom keyboard.

THE FOLLOWING ARE STANDARD FEATURES ON THE MODEL 99/105 KEYBOARD ENHANCEMENT...

- * * INTERFACE LOGIC CARD WHICH INSTALLS EASILY IN CONSOLE WITHOUT SOLDERING.
- * * 105 KEY KEYBOARD WITH 24 FUNCTION KEYS.
- * * SUPPORTS SINGLE KEY ENTRY OF ALL TI-WRITER, MULTIPLAN, AND EDITOR/ASSEMBLER COMMANDS.
- * * ATTRACTIVE LOW PROFILE KEYBOARD WITH ADJUSTABLE TILT ANGLE AND 5 FT. CORD.
- * * DEDICATED NUMERIC KEYPAD WITH NUMERIC OPERATORS.
- * * DEDICATED CURSOR CONTROL KEYS.
- * * ENLARGED RETURN, SHIFT, AND CONTROL KEYS.
- * * OPTIONAL USER INSTALLED RESET AND LOAD INTERRUPT CAPABILITY FROM KEYBOARD.
- * * DETAILED INSTALLATION AND OPERATING INSTRUCTION MANUAL INCLUDED.

KEYBOARD INTERFACE CARD - \$149.95

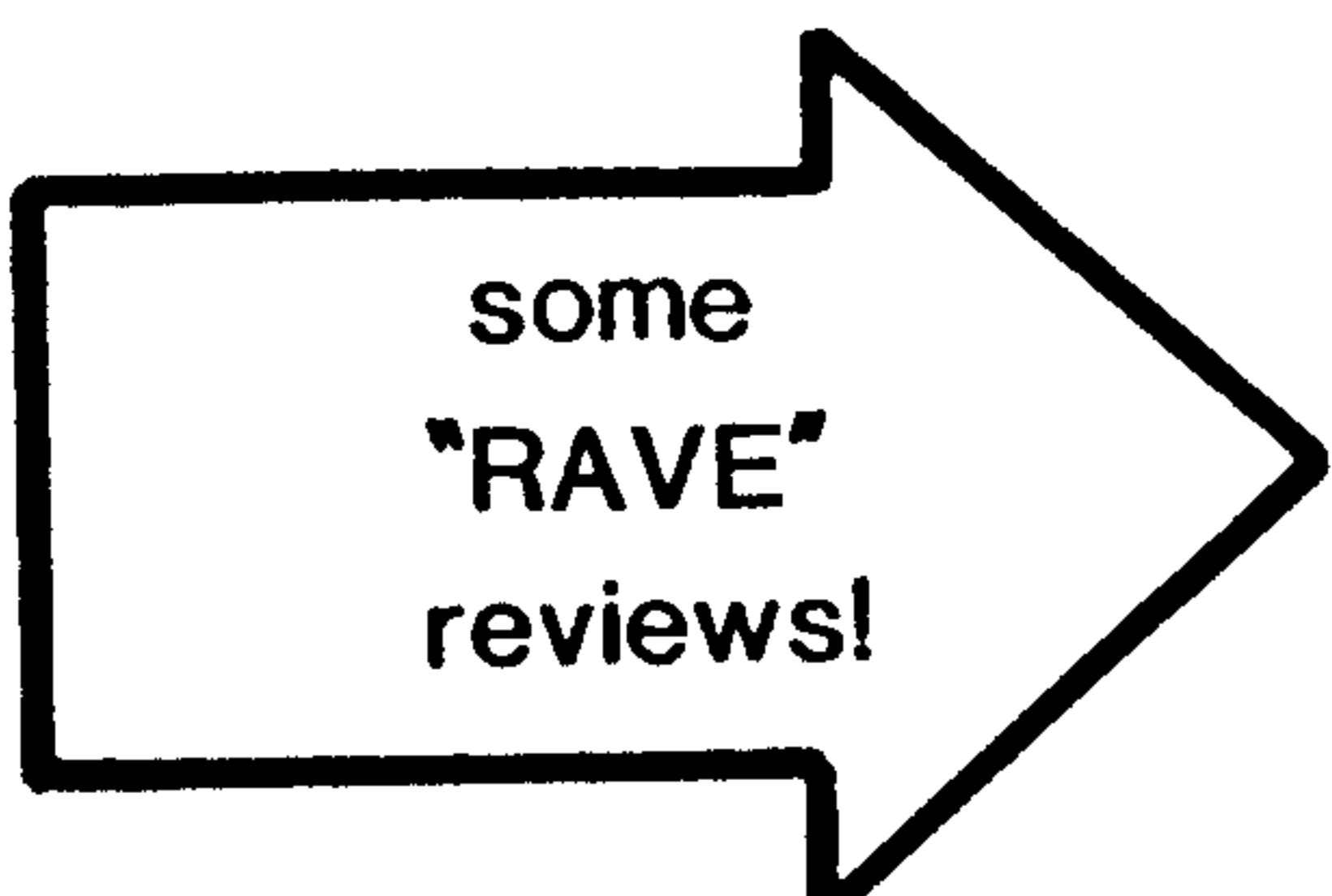
- * * Interface card installs in 4A console in place of old keyboard and allows use of any IBM PC/XT compatible keyboard with your 99/4A. Interface card supports all 83 standard PC/XT key codes.
- * * Comes with complete, easy to follow installation and operating instructions. NO SOLDERING REQUIRED.
- * * Optional user installed RESET and LOAD INTERRUPT capability from keyboard. Complete instructions included.

NEW!

KIT AVAILABLE

- * * Includes printed circuit board, complete instruction manual, and RAVE 99 custom chips. Hard to find hardware also included. Requires only assembly \$ 92.00 and about \$10.00 in easy to find components to complete.

✦ IBM & PC/XT are trademarks of International Business Machines



.. I wonder how I have managed all this time ..no longer have to go through those awful contortions...an absolute joy!! D.R. Harrisburg, PA.

.. the keyboard is everything you said and more...performs exactly as advertized...has operated flawlessly. J. C. Worthington, OH.

.. I would hate to go back to the original J. L. Hicksville, NY.

..having trouble restraining myself... nothing but superlatives.. I have stepped up to big time computing. J. W. Englewood, OH.


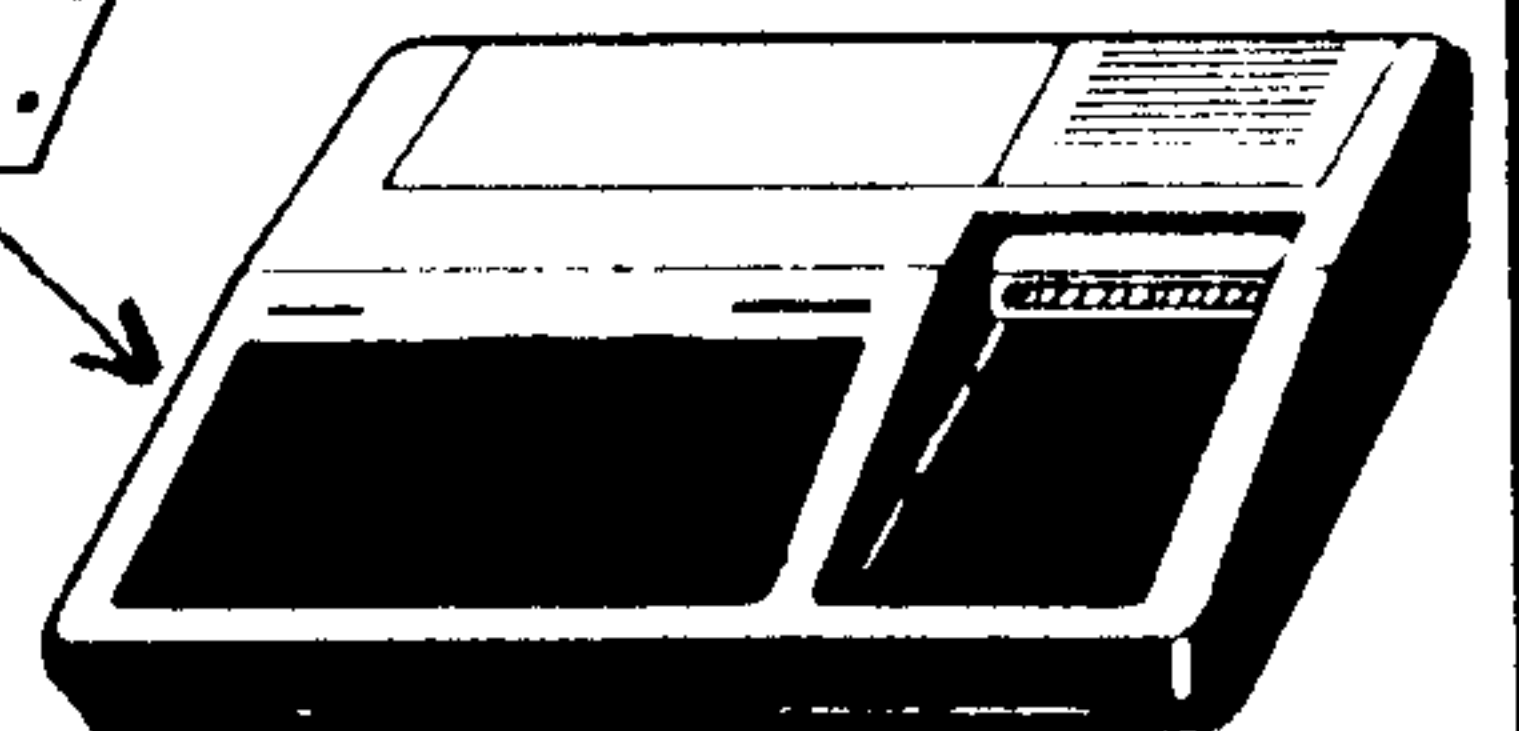
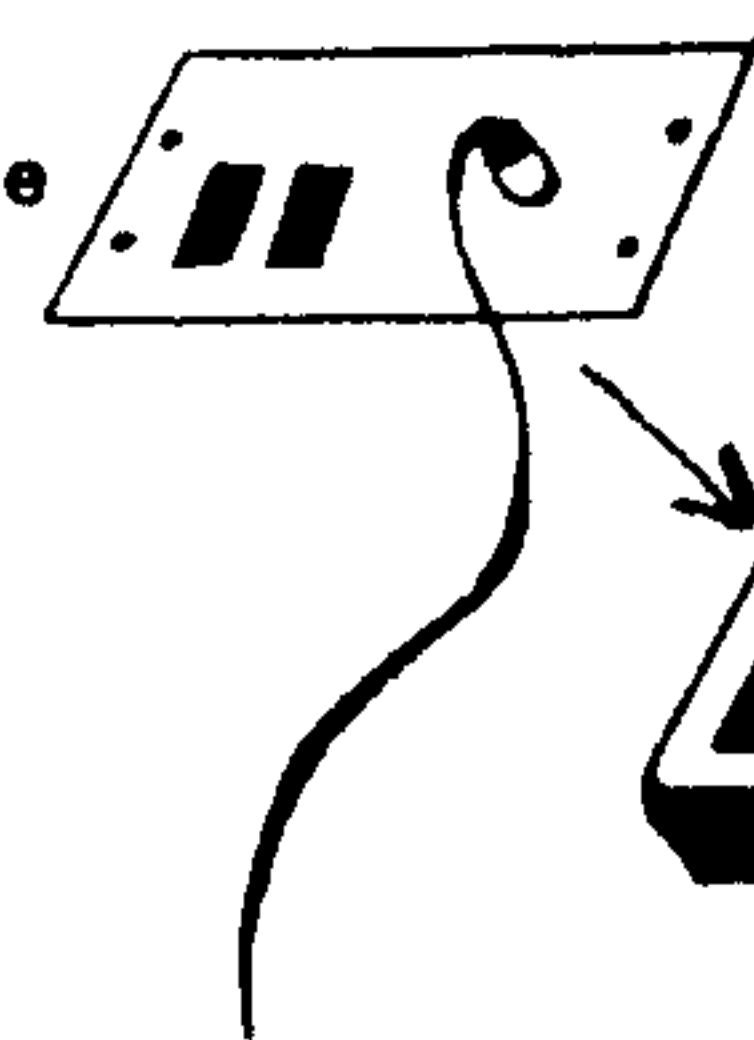
.. this keyboard is fantastic !! M.H. Colonge, West Germany

.. I played, I explored, I fell in love...by Gawd there is a Santa Clause. This thing is GREAT! .. absolutly no problem installing it. M.M. Tempe, AZ.

SATISFACTION GUARANTEED!

EASY INSTALLATION

RAVE
interface
card



★ **RAVE 99** ★

112 RAMBLING ROAD
VERNON, CT 06066

(203) 871-7824

ADD 5% FOR HANDLING AND SHIPPING.
CT. RESIDENTS ADD 7.5% SALES TAX.



VISA & Master Card Add 3%



Intruder

Ride the conveyor but don't forget to get off

There's no point in trying to be cute with Intruder. We won't attempt to stimulate your imagination with references to life as a frog on the conveyor belt of life. It would take too many words to set the stage and, anyway, life as a frog may not be that good.

Intruder was written by Miles McManus, a student in computer science at the University of Texas-Austin. He wrote the game in 1983 but as far as we know it has never appeared anywhere beyond the classroom.

Programmed to run in Extended BASIC with expansion memory and a disk system (a color monitor or TV is recommended), Intruder consists of six program segments. Three are Extended BASIC programs named LOAD, HIPROG and FROG1. Three are files in Internal/Variable format called FROGDATA, KEEPFI and HISCORES. The programs were run through CHECKSUM. Don't include the checksums that appear at the end of each line. The I/V 80 FROGDATA file was written as a D/V 80 file using TI-Writer and converted to I/V 80 using a five-line program included below. The KEEPFI and HISCORES files were established using a modified version of the HIPROG program.

The object of Intruder is to maneuver a frog up the screen by hurdling a variety of obstacles. Each screen consists of four levels of conveyor belts. After jumping from one end to the other, the frog must leap to a platform, turn about and then leap to the next conveyor. The process continues until the top level is reached and the frog pushes a switch that will load the next screen.

There are 13 screens, each one consisting of unique obstacles. As far as we can tell (we haven't been able to get beyond level four), the speed of the conveyers increases with each screen. The game starts with a supply of five frogs. An additional frog comes after scoring 700 points. More may be available with higher scores.

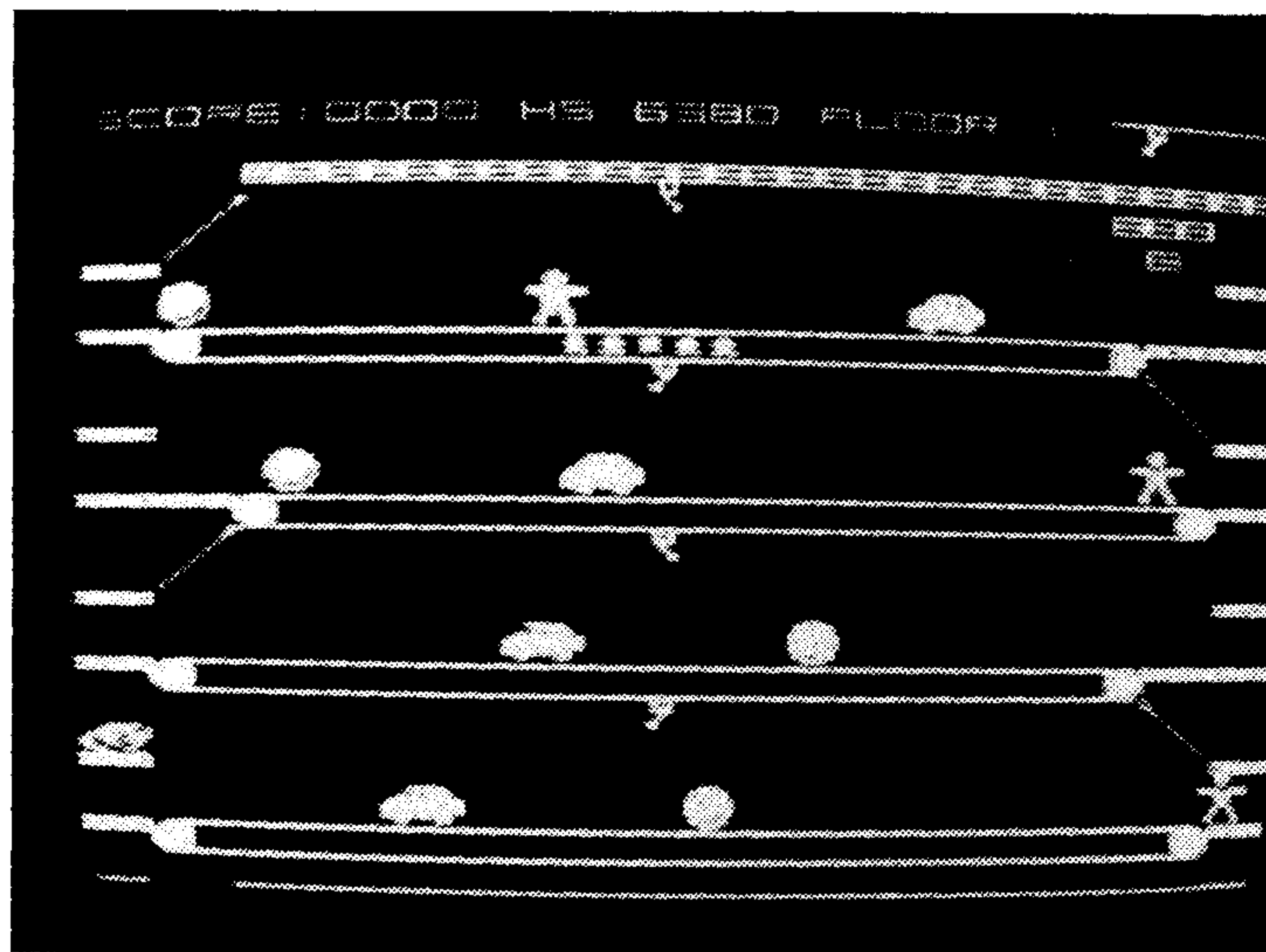
The program uses the W, E and D keys to jump from left to right and the P, O and K keys to jump from right to left. The W and P keys produce the largest jumps, the O and E keys produce moderate jumps and the D and K keys produce short hops.

To further complicate matters, the frog must push a switch set in the center of each conveyor in order to open hatches that would otherwise block entry to the next higher conveyor.

Oh yes, there's also a time limit. The time-keeper is a line at the bottom of the screen. If you fail to reach the top of the level before time runs out, the frog plummets to the bottom and you've got to start all over. Jumping into an obstacle also results in a ride to the bottom. Sound effects and graphics are used to signify splashes into the bottom of the pond. Reaching the top results in a musical salute before the next screen is loaded.

PROGRAMMING NOTES

Enter the LOAD, FROG1 and HIPROG programs as they appear (minus the checksums). Enter the FROGDATA file using a word processor exactly as it appears in the listing. (Do not include carriage returns or linefeeds at the end of any line.) Then you'll need to enter control characters after each of the @ signs. Assuming you are using TI-Writer to enter the file, press CTRL



U and leave the Alpha Lock down (or the caps lock key on the 9640). Then, beside each of the @ signs, starting with the three after The Dining Room, enter these characters. Of course, the actual characters you see on the screen will be different from the characters listed below but these are the keystrokes you use to produce the correct control characters:

The Dining Room	The Sphere Room
P222222	G222222
J222222	I222222
M222222	J222222
The Arrow Room	The Alien Room
I222222	L222222
F222222	N222222
C222222	E222222
The Appliances Room	The Hurdle Room
K222222	E222222
F222222	G222222
C222222	L222222
The Clothing Room	The Cube Room
M222222	C222222
E222222	M222222
G222222	D222222
The Pyramid Room	Bronze Room: Code Blue
F222222	G222222
E222222	G222222
H222222	G222222
The Food Room	Silver Room: Red Alert
I222222	O222222
P222222	O222222
G222222	O222222
The Sphere Room	The Vault: Gold Room
G222222	L222222
I222222	L222222
J222222	L222222

(See Page 28)

INTRUDER—

(Continued from Page 26)

Having entered the control characters and after saving the file in DV/80 format (using a name other than FROGDATA), input the following conversion program.

```

100 REM DV/80-IV/80 CONVERTER
R
110 OPEN #1: "DSK1.FROGGY", SE
QUENTIAL, DISPLAY, VARIABLE 8
0
120 OPEN #2: "DSK1.FROGDATA",
SEQUENTIAL, OUTPUT, INTERNAL, V
ARIABLE 80
130 LINPUT #1: A$
140 PRINT #2: A$
150 IF EOF(1)=0 THEN 130
160 CLOSE #1 :: CLOSE #2
170 END

```

This converter may be adapted for use with other file types by modifying the file characteristics in lines 110 and 120. Also, it may be necessary to change LINPUT to INPUT when converting other formats. Run the converter. It will convert the D/V80 text file into an I/V80 binary file.

ESTABLISHING
HISCORE AND KEEPHI

The HIPROG program is used to initialize the file used to record and keep track of the high score. The KEEPHI file will be created when you actually play Intruder for the first time.

You'll need to temporarily REM out a few lines in HIPROG to use it to start the HISCORES file. HIPROG writes the file in I/V80 format, so there's no need to do a conversion. The lines to REM out are 30-101, 560 and 570. The initial scores will appear as zero and all you really need to do is to enter one letter.

You'll notice the alphabet grid displayed by HIPROG. Names are spelled out by placing the cursor over a letter and pressing the enter key. Use the arrow keys (no need to hold down the FCTN key) to move the cursor up and down the character grid. Place the cursor over the left-pointing arrow to delete a character. Place the cursor over the check mark and press enter to record the entry. Remember to restore the REMed lines before running Intruder.

Although you may have entered a name using HIPROG, it won't appear when you first run the game. That's because the KEEPHI file won't be created until you start playing. Intruder keeps track of the top ten scores.

We've found that Intruder runs perfectly on the 99/4A, but is different in a small way on the Geneve. The frog doesn't nudge the switch that loads the next screen. Instead, it slides past it and the switch then clicks. A reasonably good RGB monitor provides better graphics than a composite TI screen. We recommend that you run the 9640 at its slowest speed with this program.

LOAD

```

10 CALL DELSPRITE(ALL):: CAL
L SCREEN(2)!136
20 CALL CLEAR !209
30 CALL CHARSET !118
40 CALL MAGNIFY(4)!225
50 CALL CHAR(33,"00101010001
(See Page 30)

```

THE
HORIZON RAMDISK

192k of BATTERY-BACKED RAM
for the 99/4a

*** NOW AT NEW PRICES ***

build yourself with readily
available parts or purchase
192k-DSSD constructed card

\$45 PC BOARD with MANUAL and
SOFTWARE


\$38 PC BOARD ONLY, no minimum
purchase required

\$195 CONSTRUCTED CARD, 90 DAY
WARRANTY, MANUAL, SOFTWARE

Prices include shipping within N.
America. Ohio orders add 6% sales
tax. For ordering or information:

HORIZON COMPUTER, LTD
P.O. BOX 554
WALBRIDGE, OH 43465

WHO NEEDS IT ?!

NEW PROTOTYPING
BOARD AVAILABLE

It's finally here! The PEB PROTOTYPING BOARD, which may just "make your day." This board is designed for Peripheral Expansion Box (PEB) use, and will allow for the assembly of a KIT or the design of a NEW IDEA. The design was inspired by the original TI Prototyping Board, plus it has some NEW features, and makes the assembly of TODAY's state-of-the-art components such as high speed static RAMS a snap.

The board also supports the 99/8 and 9640 (Geneve) environments. The picture above illustrates the layout of the component side of the board and shows the major areas.

- The standard bus interface is predefined, requiring only the insertion of four IC's to buffer the address lines, data lines, and eight of the control inputs.
- The address and data busses appear in a convenient row above the interface chips, numbered A00-A15 and D00-D07 in order.
- Connections to all control signals are provided, including the three additional address lines and DMA signals for the Geneve.
- Power from a 5 volt regulator is distributed across the back of the board. Space is provided for a second regulator to supply +12, -12, or -5 volts.
- Two RAM busses each have room for four 28-pin chips. Using 62256LP-12 static RAMs in each location would give you 256K bytes before piggybacking.
- The board is wide enough to reach the card guides in the PEB for a secure fit.
- There is room for the I/O connector of your choice to access the outside world.

Extensive documentation is included, covering all signals on the 60-pin PEB bus. A separate copy of the TI hardware specifications (not included) is strongly recommended, however. Two sample project schematics are included. More ideas for projects using this board will be collected and made available in the future.

Boards may be purchased for \$35/board + \$2.50 S&H (PA res add 6%) from:

The Computer Bug
5075 Clairton Blvd
Pittsburgh, PA 15236

412-882-3374

Technical Questions:
John Williforth
RD 1 Box 73A
Jeannette, PA 15644
412-527-6656

Quantity Orders: (10+ \$25)
Scott Coleman
823 North Ave
N. Braddock, PA 15104
412-271-5293

The
COMPLETE...

Adventure Series

... by SCOTT ADAMS

ALL 12 ADVENTURE PROGRAMS
PLUS 1 NEW BONUS ADVENTURE

ONLY \$17.95 + S&H

ON CASSETTE OR DISKS

Never Before Pricing!

SPECIAL
ORDER BOTH ADVENTURE SETS ON
THESE TWO PAGES FOR ONLY
\$29.95 AND GET A FREE ADVENTURE
MODULE (reg. \$6.95) A \$13.00 SAVINGS!!
INCLUDES FREE HINT BOOK !!!

ATTENTION TI OWNERS.

By special arrangement with Texas Instruments and Adventure International, TEX-COMP offers the entire 12-volume series of Scott Adams' Adventure for the TI-99/4A Home Computer at a special package price of only **17.95**. Save hundreds of dollars off the original suggested retail price. The Scott Adams Adventure Series, produced for every major brand of home and personal computer, is recognized as the leading name in adventure gaming.

You only need the TI-99/4A (or 99/4) console and a tape recorder or disk drive storage capability. Insert the TI Adventure Module* into the console and load the particular game

you want to play from cassette or disk. You are transported to another time and place where two-word commands allow you to manipulate objects and perform acts as if you were actually there. The object of each game varies as the games themselves do. It may take hours, days or even months. Like a good novel, you can lay it down and then continue where you left off. Save the game on cassette or disk and then recall it.

TEX-COMP makes TI adventuring inexpensive and exciting, and offers complete supporting products — TI Adventure Command Module, only \$6.95, and the Official Scott Adams Adventure Hint Book, only \$7.95.

*** BE SURE TO SPECIFY DISK OR CASSETTE WITH YOUR ORDER!**

THE ADVENTURES...

#1 ADVENTURELAND — Wander through an enchanted realm and try to uncover the 13 lost treasures. There are wild animals and magical beings to reckon with as well as many other perils and mysteries. This is the Adams Classic that started it all! Difficulty Level: Moderate

#2 PIRATE ADVENTURE — Only by exploring this strange island will you be able to uncover the clues necessary to lead you to your elusive goal — recovering the lost treasures of Long John Silver. Difficulty Level: Beginner

#3 ADVENTURE #3 — In this exciting Adventure, time is of the essence as you race the clock to complete your mission in time — or else the world's first automated nuclear reactor is doomed! If you survive this challenging mission, consider yourself a true Adventurer! Difficulty Level: Advanced

#4 VODOO CASTLE — The Count has fallen victim to a fiendish curse placed on him by his enemies. There he lies, with you his only possible hope. Will you pull off a rescue, or is he really down for the Count? Difficulty Level: Moderate

#5 THE COUNT — It begins when you awake in a large brass bed in a castle somewhere in Transylvania. Who are you, what are you doing here and WHY did the postman deliver a bottle of blood? Difficulty Level: Moderate

#6 STRANGE ODYSSEY — At the galaxy's rim, there are rewards aplenty to be harvested from a long-dead alien civilization, including fabulous treasures and advanced technologies far beyond human ken! Prepare yourself for the incredible! Difficulty Level: Moderate

#7 THE MYSTERY FUN HOUSE — As Adventure #7 begins, you find

yourself hopelessly lost in the middle of a carnival fun house. While escape may elude you, one thing is very clear — you're NOT here to have a good time! Difficulty Level: Moderate

#8 PYRAMID OF DOOM — This is an Adventure that will transport you to a dangerous land of crumbling ruins and trackless desert wastes into the PYRAMID OF DOOM! Jewels, gold — it's all here for the plundering — if you can find the way! Difficulty Level: Moderate

#9 GHOST TOWN — You must explore a once-thriving mining town in search of the 13 hidden treasures. With everything from rattlesnakes to runaway horses, it sure ain't going to be easy! Includes a special bonus scoring system too! Difficulty Level: Advanced

#10 SAVAGE ISLAND PART I — A small island holds an awesome secret — will you be able to discover it? This is the beginning of a two-part Adventure (The story continues in SAVAGE ISLAND PART 2, ADVENTURE #11) NOTE: This one's a toughie — for experienced Adventurers only! Difficulty Level: Advanced

#11 SAVAGE ISLAND PART II — The suspense begun in Adventure #10 now comes to an incredible conclusion with SAVAGE ISLAND PART III! This Adventure requires you to have successfully finished #10, wherein you were given the secret password to begin this final half. NOTE: For experienced Adventurers only! Difficulty Level: Advanced

#12 GOLDEN VOYAGE — The king lies near death in the royal palace. You have only three days to bring back the elixir needed to rejuvenate him. Journey through the lands of magic fountains, sacred temples, stormy seas and gold, gold, GOLD! This one is for experienced Adventurers only! Difficulty Level: Advanced

Send order and make checks payable to:

TEX+COMP

P.O. BOX 33064 — GRANADA HILLS, CA 91344




AUTHORIZED DEALER



VISA and MASTERCARD
HOLDERS CALL DIRECT
(818) 366-6631
24 Hour Order Line

TERMS: All prices FOB Los Angeles. For fastest service use cashiers check or money order. Add 3% shipping and handling (\$3.00 Minimum). East of Mississippi 4 1/2%. Add 3% for Credit Card orders. Prices and availability subject to change without notice. We reserve the right to limit quantities.

NOTE: Payment in full must accompany all orders. Credit card, Company check or Money order for immediate shipment. Personal Checks require up to 4 weeks to clear. California orders add 6 1/2% sales tax.



FOUR ALL NEW

ALL NEW ADVENTURES
FOR THE TI ADVENTURE MODULE
ON CASSETTE OR DISK



For the Texas Instruments
Home Computer . . . by SCOTT ADAMS



EXTRA VALUE BONUS

ALL 4 NEW ADVENTURES ON THIS PAGE
PLUS TWO MORE "BONUS" ADVENTURES
AND THE HINT BOOK FOR THESE NEW
SCOTT ADAMS ADVENTURES

\$17.95 + S&H

By special arrangement with Adventure International, Tex-Comp offers four all new adventures for the TI-99/4A. These new adventures from Scott Adams, the leading name in adventure gaming, which are already bestsellers on other popular computers, require only cassette or disk storage capability and a TI Adventure Module.

**SPECIFY DISK OR CASSETTE
WITH YOUR ORDER!**

HULK



\$ 9.95

Recommended by educators around the world, and Adventure allows you to move through a wondrous electronic world by entering English commands. In the HULK™ you actually control the intellect of Bruce Banner and the savage might of "Jade-Jaws" himself, the HULK™. Your objective is two-fold: to survive and . . . to unlock the riddle of the Chief Examiner! \$19.95

CLAYMORGUE CASTLE BUCKAROO BANZAI



\$ 9.95

"Claymorgue castle harbors spells," warns Solon, the Master Wizard. "But beware—one unskilled in the magical arts cannot predict their outcome." An incredible new Adventure from the Master himself, Scott Adams.



\$ 9.95

In the adventure of BUCKAROO BANZAI™, you, as Buckaroo, must disarm the doomsday bomb, that has been left on earth by the evil Lectroids. This bomb is of complex design and operation and will destroy the world unless Buckaroo can find it.

SPIDER-MAN



\$ 9.95

Much more than an arcade game and recommended by educators around the world, you move through a wondrous electronic world by entering English commands. In the Spider-Man™ Adventure you must prove to the Chief Examiner™ that you can utilize the powers of Spider-Man™. Your objective is two-fold: to unlock the riddle of the Chief Examiner™ and . . . to survive!

ADVENTURE HINT BOOK

Our hint book provides clues and solutions to help you out of those sticky spots you have gotten into while still enabling you to solve the Adventure yourself. So if you can't seem to get out of the bog, or locate the Pharaoh's heart, then you've come to the right place for help. This edition includes hints for all SCOTT ADAMS Adventures 1-14. There is also a special section on the making of Adventure Maps. For those that just want answers, there is a solution section, too. But don't worry. All clues and solutions are specially encoded so that the only time you can get a clue or answer is when you want one. Also includes hints for Spiderman, Hulk, and Buckaroo Bonzai. . . . \$7.95

TI ADVENTURE COMMAND MODULE

This module is required to use the games advertised on this page. If you do not already have it, it may be purchased from TEX-COMP for only \$6.95
Adventure Module PHM3041 \$6.95

RETURN TO PIRATE'S ISLAND

The sequel to Pirates Adventure is now available from TEX-COMP on a self contained module with graphics!
PHM3189 \$11.95

ADVENTURE EDITOR NOW WRITE AND EDIT YOUR OWN GAMES 29.95

add shipping and handling

Specify Mini-Memory (Cassette) or Editor Assembler (Disk)

TEX-COMP is proud to announce the 99/4A Adventure Editor—an all new program which allows you to write your own adventure programs—Scott Adams move over! This disk or cassette based program allows:

1. Any existing adventure for the 'Adventure' command module to be edited, altered, listed, and copied from any storage medium to any other storage medium (i.e., tape to disk or vice versa).
2. New adventure games can be created freely, using a 'template' game as a start-up step. These games can be conceived using the full power and capabilities of the TI 'Adventure' command module.

The program is written for 'Mini-Memory' or 'Editor-Assembler' command modules (cassette or disk) and offers a full screen editor and a special easy-to-use, mnemonic language called A.P.L. (Adventure Programming Language), and comes with a complete and detailed 75-page manual.

Send order and make checks payable to

TEX+COMP

PO BOX 33064 - GRANADA HILLS, CA 91344




VISA and MASTERCARD
HOLDERS CALL DIRECT
(818) 366-6631
24 Hour Order Line

TEX+COMP proudly presents

50% OFF
Our Reg.
Low Prices**UNBELIEVABLE PRICES ON
2 IMPORTANT UTILITIES****BACK UP**
with
"NIBBLER"
YOUR DISKS~~\$19.95~~
\$9.95

NIBBLER™ is the most powerful disk duplicator available for the TI-99/4A. Unlike the TI Disk Manager Module which cannot access the 32K memory expansion, this program reads as much as the memory can hold and then writes it to the new back-up disk. This means that disks can be duplicated in one to three passes. Saves wear and tear on your drives and with a one disk drive system, it saves wear and tear on you!

The NIBBLER copies most protected disks and is compatible with both TI and CorComp systems. Make your own back-ups in case of disk disaster. Full menu selection, auto format, and complete instructions on the disk in an easy to access "HELP" file. Exclusive feature allows copying of selected sectors only. Runs on Extended Basic, Editor/Assembler or Mini-Memory. For speed, convenience, security and accuracy . . . its NIBBLER!

~~\$19.95~~
\$9.95Inspect the innermost
secrets of a
TI-99/4A Disk**The Explorer™**

Disk Editor for the TI-99/4A

REPAIR, FIX AND EDIT!!

The EXPLORER™ is a powerful disk editor written in assembly language allowing the user to edit a disk by individual sectors rather than by filenames. Individual bytes within any sector of a disk may be displayed and edited.

Editing is handled through a full-screen editor that displays the contents of a sector on the screen and allows editing in both hexadecimal and ASCII character formats.

The Disk Editor may also be used to move data from one sector to another and to attempt to fix damaged disk directories and improperly closed files. Optionally, the contents of all sectors being viewed on the screen may be dumped to a printer, the disk drive, or any other standard peripheral.

Supplied on a single diskette, the EXPLORER™ requires 32K memory expansion, one or more disk drives, and either TI Extended BASIC, Mini-Memory, or the Editor/Assembler cartridge.

SPECIAL OFFER: With each copy of the EXPLORER™, you will also receive a free copy of Disk Manager 1000, a completely self-contained disk manager program and "Hidden Powers of Disk Fixer," which will assist you in expanding the uses of The EXPLORER™

The EXPLORER is a registered trademark of Tex-Comp. Any unauthorized use constitutes a violation of Tex-Comp's trademark rights.

Send order and make checks payable to:

TEX+COMP

P.O. BOX 33064 - GRANADA HILLS, CA 91344



AUTHORIZED DEALER

VISA and MASTERCARD
HOLDERS CALL DIRECT
(818) 366-6631
24 Hour Order Line

TERMS: All prices F.O.B. Los Angeles. For fastest service use cashiers check or money order. Add 3% shipping and handling (\$3.00 Minimum). East of Mississippi 4 1/2%. Add 3% for Credit Card orders. Prices and availability subject to change without notice. We reserve the right to limit quantities.

NOTE: Payment in full must accompany all orders. Credit card, Company check or Money order for immediate shipment. Personal Checks require up to 4 weeks to clear. California orders add 6 1/2% sales tax.

INTRUDER LOAD—

(Continued from Page 30)

```

570 DISPLAY AT(I+6,18-INT(LEN
N(HN$(I))/2)):HN$(I)!130
580 NEXT I !223
590 DISPLAY AT(20,1):"
PRESS S TO START
                                ANY
OTHER KEY FOR MORE" !099
600 FOR I=10 TO 1 STEP -1 !2
15
610 CALL KEY(0,K,S):: IF S=-
1 THEN 670 !167
620 CALL HCHAR(I+6,1,32,32)!
183
630 DISPLAY AT(I+6,6-INT(LEN
(STR$(HS(I)))/2)):HS(I);!012
640 DISPLAY AT(I+6,18-INT(LEN
N(HN$(I))/2)):HN$(I)!130
650 NEXT I !223
660 GOTO 600 !169
670 IF K=83 THEN 840 !134
680 REM*****
*****INSTRUCTIONS*****
*****SCREEN*****
*****
!195
690 CALL CLEAR :: FOR I=1 TO
14 :: CALL COLOR(I,1,1):: N
EXT I !156
700 DISPLAY AT(1,1):"
HOW
TO PLAY" !117
710 RESTORE :: FOR I=9 TO 23
STEP 2 :: READ CH :: CALL H
CHAR(4,I,CH):: CALL HCHAR(5,
I,CH+1):: CALL HCHAR(4,I+1,C
H+2):: CALL HCHAR(5,I+1,CH+3
)!096
720 NEXT I !223
730 FOR I=10 TO 14 :: CALL C
OLOR(I,7,1):: NEXT I :: FOR
I=1 TO 9 :: CALL COLOR(I,8,1
):: NEXT I !037
740 DISPLAY AT(7,1):"
OBJECT:                                FROG
HE HAS FALLEN INTO THE BI
G FACTORY: IT IS YOUR" !004
750 DISPLAY AT(10,1):" MISSI
ON TO GET HIM SAFELY OUT
BY AVOIDING PRODUCTS ON T
HE ASSEMBLY LINE AND" !157
760 DISPLAY AT(13,1):" MOVIN
G THROUGH THE FACTORY:" !022
770 DISPLAY AT(15,1):"

```

```

KEYS:" !062
780 DISPLAY AT(17,1):" D K
: SKIP FROG FORWARD" !150
790 DISPLAY AT(18,1):" E O
: HOP SHORT OBJECTS: WO
RTH 10 POINTS EACH" !251800
DISPLAY AT(20,1):"W P: LEAP
HIGH TO HIT SWITCH OR JUMP
OVER ANY OBJECT" !062
810 DISPLAY AT(23,1):"
PRESS S TO START ANY
OTHER KEY FOR MORE" !202
820 CALL KEY(0,K,S):: IF S=0
THEN 820 !123
830 IF K>83 THEN 340 !081
840 CALL CLEAR !209
850 CALL CHAR(140,"3F5AHIJFF
FH5A3FFF000000000000FFFC5AB
DFFFFH5AFCFF99FF00000000")
!195
860 CALL CHAR(136,"40A060100
80402010000000000000000000
00000000008040201008040201"
)!092
870 CALL CHAR(132,"000000000
0000000010204081020408002050
60810204080000000000000000"
)!081
880 CALL CHAR(128,"020203000
1060600000000000000000004040C
08000000000000000000000000"
)!075
890 CALL CHAR(124,"020203010
0000000000000000000000004040C
00080606000000000000000000"
)!071
900 CALL CHAR(33,"0010101000
100000FF00183C182400FF")!072
910 CALL CHAR(108,"000000000
000030F0F1F1F1F1F0BOC0300000
0000000C0F0F0F8E8E8C89030C0"
)!150
920 CALL MAGNIFY(3)!224
930 RUN "DSK1.FROG1" !026

```

```

EXT I !156
110 TS=0 :: SP=1 :: LEV=1 ::
MAN=5 :: FLOOR=1 :: SCORE=0
!231
120 C1=5 :: C2=12 :: C3=7 !2
00
121 DIM E(40):: E(0)=1 !079
125 OPEN #1:"DSK1.HISCORES",
SEQUENTIAL,INTERNAL,INPUT ,V
ARIABLE !252
126 FOR I=1 TO 10 !105
127 INPUT #1:HS(I)!143
128 INPUT #1:HN$(I)!174
129 NEXT I :: CLOSE #1 !248
130 OPEN #1:"DSK1.FROGDATA",
SEQUENTIAL,INTERNAL,INPUT ,V
ARIABLE !228
140 RANDOMIZE !149
150 CALL HCHAR(1,28,40,5)::
CALL HCHAR(24,1,43,32)!018
160 CALL HCHAR(3,5,41,28)::
CALL HCHAR(4,28,41,3):: CALL
HCHAR(5,29,41)!110
170 FOR I=8 TO 23 STEP 5 ::
CALL HCHAR(I,6,141,22):: CAL
L HCHAR(I-2,1,143,2):: CALL
HCHAR(I,1,143,2)!130
180 CALL HCHAR(I-2,31,143,2)
:: CALL HCHAR(I,31,143,2)!14
9
190 NEXT I !223
200 CALL HCHAR(8,3,140):: CA
LL HCHAR(8,4,141,2):: CALL H
CHAR(8,28,142)!238
210 CALL HCHAR(13,5,140):: C
ALL HCHAR(13,28,141,2):: CAL
L HCHAR(13,30,142)!167
220 CALL HCHAR(18,3,140):: C
ALL HCHAR(18,4,141,2):: CALL
HCHAR(18,28,142)!132
230 CALL HCHAR(23,3,140):: C
ALL HCHAR(23,4,141,27):: CAL
L HCHAR(23,30,142)!169
240 CALL HCHAR(8,29,143,2)::
CALL HCHAR(13,3,143,2):: CA
LL HCHAR(18,29,143,2)!232
260 CALL HCHAR(1,1,83)!204
270 CALL HCHAR(1,2,67)!207
280 DISPLAY AT(1,0):"ORE:000
0";:: DISPLAY AT(1,10):"HS:0
000";:: DISPLAY AT(1,17-LEN(
STR$(HS(1)))):STR$(HS(1));!0
67
281 CALL HCHAR(8,7,141,14)::

```

INTRUDER FROG1

```

10 ON BREAK NEXT !191
20 !
INTRUDER
1983 MILES MCMANUS !08
3
100 CALL CLEAR :: FOR I=1 TO
14 :: CALL COLOR(I,1,1):: N

```

(See Page 33)

INTRUDER FROG1—

```

(Continued from Page 32)
CALL HCHAR(8,15-INT(MAN/2),
34,MAN)!150
282 DISPLAY AT(1,18):"FLOOR:
";STR$(FLOOR);!079
290 CALL COLOR(2,7,1)::CALL
COLOR(14,8,1)::CALL COLOR(
1,8,1)::FOR I=3 TO 8::CAL
L COLOR(I,13,1)!190
300 NEXT I !223
310 SP=SP+2 !192
320 H=0::D=-1::LEV=1 !09
6
330 CALL HCHAR(8,7,141,14)::
CALL HCHAR(8,15-INT(MAN/2),
34,MAN)!150
340 DISPLAY AT(1,9-LEN(STR$(
SCORE))):STR$(SCORE);!163
341 IF SCORE<HS(1)THEN 350 !
153
342 DISPLAY AT(1,17-LEN(STR$(
SCORE))):STR$(SCORE);!211
350 DISPLAY AT(1,18):"FLOOR:
";STR$(FLOOR);!079
360 IF TS=1 THEN 380 !217
361 TS=1 !095
370 DISPLAY AT(10,8):"THE TO
Y ROOM";::FOR P=1 TO 400::
NEXT P::CALL HCHAR(10,5,3
2,18)!101
380 FOR I=1 TO 13::CALL DE
LSPRITE(#I)::NEXT I !028
390 CALL SPRITE(#27,136,7,64
,224)::CALL SPRITE(#25,136,
7,144,224)!254
400 CALL SPRITE(#28,132,7,24
,18)::CALL SPRITE(#26,132,7
,104,18)!144
410 CALL SPRITE(#21,128,11,1
45,112)::CALL SPRITE(#22,12
4,11,105,112)!113
420 CALL SPRITE(#23,128,11,6
5,112)::CALL SPRITE(#24,124
,11,22,112)!018
430 CALL SPRITE(#20,128,15,2
,220)!148
440 CALL SPRITE(#1,112,13,14
5,1,0,0)!182
450 CALL SPRITE(#14,40,1,56,
240)::CALL SPRITE(#16,40,1,
136,240)::CALL SPRITE(#15,4
0,1,96,1)!003
460 CALL SPRITE(#17,40,1,176
,1)::CALL SPRITE(#19,40,5,1
92,240)!087
470 FOR I=1 TO 4 !059
480 DO(1)=0 !000
490 H=H+40::D=D !199
500 CH(1)=100+(INT(RND*3))*4
!204
510 CH(2)=100+(INT(RND*3))*4
::IF CH(2)=CH(1)THEN 510 !
238
520 CH(3)=100+(INT(RND*3))*4
::IF CH(3)=CH(1)OR CH(3)=C
H(2)THEN 520 !090
530 CALL SPRITE(#-1+I*3,CH(1
),C1,H,INT(RND*64)+16,0,D*SP
)!176
540 CALL SPRITE(#I*3,CH(2),C
2,H,130,0,D*SP)!152
550 CALL SPRITE(#1+I*3,CH(3)
,C3,H,INT(RND*63)+193,0,D*SP
)!040
560 NEXT I !223
570 CALL SPRITE(#18,40,2,192
,17,0,0)!197
580 CALL KEY(0,K,S)::IF S=0
THEN 580 !138
590 IF K=69 OR K=68 OR K=87
THEN 620 !164
610 GOTO 580 !149
620 CALL MOTION(#18,0,1)::C
ALL PATTERN(#1,116)!189
630 CALL LOCATE(#1,143,8)!08
1
640 CALL LOCATE(#1,146,16)!1
32
650 CALL LOCATE(#1,150,24)!1
26
660 CALL LOCATE(#1,154,32)!1
29
670 CALL LOCATE(#1,158,36)!1
37
680 CALL LOCATE(#1,161,42)!1
28
690 CALL PATTERN(#1,112)!000
700 CALL MOTION(#1,0,-SP)!10
5
710 CALL KEY(0,K,S)!187
720 CALL COINC(ALL,C)!037
730 IF C=-1 THEN 1180 !090
740 IF S=0 THEN 710 !207
750 IF K=68 THEN 790 !087
760 IF K=69 THEN 870 !168
770 IF K=87 THEN 1000 !042
780 GOTO 710 !023
790 CALL MOTION(#1,0,0)!253
800 CALL POSITION(#1,X,Y)!09
3
810 IF Y+12>250 THEN 700 !03
6
820 CALL PATTERN(#1,116)!004
830 CALL LOCATE(#1,X-2,Y+6)!
027
840 CALL LOCATE(#1,X,Y+12)!1
40
850 CALL PATTERN(#1,112)!000
860 GOTO 700 !013
870 CALL MOTION(#1,0,0)!253
880 CALL POSITION(#1,X,Y)!09
3
890 IF Y+32>250 THEN 700 !03
8
900 CALL PATTERN(#1,116)!004
910 CALL LOCATE(#1,X-5,Y+6)!
030
920 CALL LOCATE(#1,X-9,Y+12)
!080
930 CALL LOCATE(#1,X-14,Y+16
)!129
940 CALL COINC(ALL,C)::IF C
=-1 THEN 1180 !001
950 CALL LOCATE(#1,X-9,Y+24)
!083
960 CALL LOCATE(#1,X-5,Y+28)
!083
970 CALL LOCATE(#1,X,Y+32)!1
42
980 CALL PATTERN(#1,112)!000
990 SCORE=SCORE+10::GOTO 7
00 !049
1000 CALL MOTION(#1,0,0)!253
1010 CALL POSITION(#1,X,Y)!0
93
1020 IF Y>188 THEN 1300 !155
1030 CALL PATTERN(#1,116)!00
4
1040 CALL LOCATE(#1,X-5,Y+8)
!032
1050 CALL LOCATE(#1,X-10,Y+1
6)!125
1060 CALL LOCATE(#1,X-15,Y+2
4)!129
1070 CALL LOCATE(#1,X-20,Y+3
2)!124
1080 CALL COINC(#1,#20+LEV,1
0,C)::IF C=0 THEN 1110 !101
1090 DO(LEV)=1::CALL SOUND
(1,-5,0)!154
1100 CALL DELSPRITE(#20+LEV,
#24+LEV)!224
1110 CALL LOCATE(#1,X-15,Y+4
0)!127
1120 CALL LOCATE(#1,X-10,Y+4
4)!126
1130 CALL LOCATE(#1,X-5,Y+49
)

```

(See Page 34)

INTRUDER FROG1—

(Continued from Page 33)

```

) !086
1140 CALL LOCATE(#1,X,Y+54)!
146
1150 CALL PATTERN(#1,112)!00
0
1160 GOTO 700 !013
1170 !

      FROGGIE BITES THE DUST !
062
1180 CALL MOTION(#1,0,0)!253
1190 CALL POSITION(#1,X,Y)!0
93
1200 CALL PATTERN(#1,36)!212
1210 FOR I=X TO 174 STEP 4 !
178
1220 CALL LOCATE(#1,I,Y)!143
1230 NEXT I !223
1240 CALL SPRITE(#1,92,7,I,Y
)!073
1250 CALL SOUND(-40,110,10,1
11,10,-7,0)!078
1260 CALL PATTERN(#1,60)!209
1270 CALL DELSPRITE(#18)!183
1280 MAN=MAN-1 :: IF MAN=-1
THEN 2880 !082
1290 GOTO 320 !144
1300 IF DO(LEV)=0 THEN 700 !
089
1310 DP=INT((240-Y)/3)!055
1320 CALL PATTERN(#1,116)!00
4
1330 CALL LOCATE(#1,X-5,Y+DP
)!179
1340 CALL LOCATE(#1,X-10,Y+D
P*2)!158
1350 CALL LOCATE(#1,X-16,Y+D
P*3)!165
1360 CALL PATTERN(#1,112)!00
0
1370 CALL KEY(0,K,S)!187
1380 CALL COINC(ALL,C):: IF
C=-1 THEN 1180 !001
1390 IF S=0 THEN 1370 !102
1400 IF K=80 OR K=79 OR K=75
THEN 1420 !191
1410 GOTO 1370 !174
1420 CALL PATTERN(#1,96)!218
1430 LEV=LEV+1 !071
1440 CALL KEY(0,K,S)!187
1450 CALL COINC(ALL,C):: IF
C=-1 THEN 1180 !001
1460 IF S=0 THEN 1440 !172
1470 IF K=80 OR K=79 OR K=75
THEN 1490 !005
1480 GOTO 1440 !244
1490 CALL POSITION(#1,X,Y)::
CALL PATTERN(#1,44)!178
1500 CALL LOCATE(#1,X-6,Y-8)
!034
1510 CALL LOCATE(#1,X-12,Y-1
6)!128
1520 CALL LOCATE(#1,X-18,Y-2
4)!133
1530 CALL LOCATE(#1,X-24,Y-3
6)!133
1540 CALL PATTERN(#1,96)!218
1550 CALL MOTION(#1,0,SP)!16
7
1560 CALL KEY(0,K,S)!187
1570 CALL COINC(ALL,C):: IF
C=-1 THEN 1180 !001
1580 IF S=0 THEN 1560 !037
1590 IF K=75 THEN 1630 !160
1600 IF K=79 THEN 1710 !244
1610 IF K=80 THEN 1840 !111
1620 GOTO 1560 !109
1630 CALL MOTION(#1,0,0)!253
1640 CALL POSITION(#1,X,Y)!0
93
1650 IF Y-12<1 THEN 1550 !01
8
1660 CALL PATTERN(#1,44)!211
1670 CALL LOCATE(#1,X-2,Y-6)
!028
1680 CALL LOCATE(#1,X,Y-12)!
141
1690 CALL PATTERN(#1,96)!218
1700 GOTO 1550 !099
1710 CALL MOTION(#1,0,0)!253
1720 CALL POSITION(#1,X,Y)!0
93
1730 IF Y-32<1 THEN 1550 !02
0
1740 CALL PATTERN(#1,44)!211
1750 CALL LOCATE(#1,X-5,Y-6)
!031
1760 CALL LOCATE(#1,X-9,Y-12
)!081
1770 CALL LOCATE(#1,X-14,Y-1
6)!130
1780 CALL COINC(ALL,C):: IF
C=-1 THEN 1180 !001
1790 CALL LOCATE(#1,X-9,Y-24
)!084
1800 CALL LOCATE(#1,X-5,Y-28
)!084
1810 CALL LOCATE(#1,X,Y-32)!
143
1820 CALL PATTERN(#1,96)!218
1830 SCORE=SCORE+10 :: GOTO
1550 !135
1840 CALL MOTION(#1,0,0)!253
1850 CALL POSITION(#1,X,Y)!0
93
1860 IF Y<55 THEN 2010 !042
1870 CALL PATTERN(#1,44)!211
1880 CALL LOCATE(#1,X-5,Y-8)
!033
1890 CALL LOCATE(#1,X-10,Y-1
6)!126
1900 CALL LOCATE(#1,X-15,Y-2
4)!130
1910 CALL LOCATE(#1,X-20,Y-3
2)!125
1920 CALL COINC(#1,#20+LEV,1
0,C):: IF C=0 THEN 1950 !176
1930 DO(LEV)=1 :: CALL SOUND
(1,-5,0)!154
1940 CALL DELSPRITE(#20+LEV,
#24+LEV)!224
1950 CALL LOCATE(#1,X-15,Y-4
0)!128
1960 CALL LOCATE(#1,X-10,Y-4
4)!127
1970 CALL LOCATE(#1,X-5,Y-49
)!087
1980 CALL LOCATE(#1,X,Y-54)!
147
1990 CALL PATTERN(#1,96)!218
2000 GOTO 1550 !099
2010 IF DO(LEV)=0 THEN 1550
!175
2020 DP=INT((Y-1)/3)!208
2030 CALL PATTERN(#1,44)!211
2040 CALL LOCATE(#1,X-5,Y-DP
)!180
2050 CALL LOCATE(#1,X-10,Y-D
P*2)!159
2060 CALL LOCATE(#1,X-16,Y-D
P*3)!166
2070 CALL PATTERN(#1,96)!218
2080 CALL KEY(0,K,S)!187
2090 CALL COINC(ALL,C):: IF
C=-1 THEN 1180 !001
2100 IF S=0 THEN 2080 !047
2110 IF K=68 OR K=69 OR K=87
THEN 2130 !144
2120 GOTO 2080 !119
2130 CALL PATTERN(#1,112)!00
0
2140 LEV=LEV+1 !071
2150 CALL KEY(0,K,S)!187
2160 CALL COINC(ALL,C):: IF
C=-1 THEN 1180 !001
2170 IF S=0 THEN 2150 !117

```

(See Page 35)

INTRUDER FROG1—

(Continued from Page 34)

```

2180 IF K=68 OR K=69 OR K=87
  THEN 2200 !214
2190 GOTO 2150 !189
2200 CALL POSITION(#1,X,Y)::
  CALL PATTERN(#1,116)!227
2210 CALL LOCATE(#1,X-6,Y+8)
  !033
2220 CALL LOCATE(#1,X-12,Y+1
  6)!127
2230 CALL LOCATE(#1,X-18,Y+2
  4)!132
2240 CALL LOCATE(#1,X-24,Y+3
  2)!128
2250 CALL PATTERN(#1,112)!00
  0
2260 IF LEV=5 THEN 2290 !154
2270 GOTO 700 !013
2290 CALL MOTION(#18,0,0)::
  CALL MOTION(#1,0,10)!231
2300 FOR P=1 TO 645 :: NEXT
  P !023
2310 CALL MOTION(#1,0,0)!253
2320 CALL POSITION(#1,X,Y)!0
  93
2330 FOR P=1 TO 100 :: NEXT
  P !009
2340 CALL PATTERN(#1,116)!00
  4
2350 CALL LOCATE(#1,X,Y+6)!0
  94
2360 CALL LOCATE(#1,X,Y+16)!
  144
2370 CALL PATTERN(#20,124)!0
  53
2380 CALL LOCATE(#1,X,Y+20)!
  139
2390 CALL PATTERN(#1,112)!00
  0
2400 CALL SOUND(20,-5,0)!171
2410 FOR I=13 TO 2 STEP -1 !
  219
2420 CALL MOTION(#1,0,0)!076
2430 NEXT I !223
2440 RESTORE 2440 !238
2450 FOR I=1 TO 13 !108
2460 READ D,F !212
2470 CALL SOUND(-D,F,0,F+1,0
  )!107
2480 NEXT I !223
2490 DATA 150,262,150,294,15
  0,330,150,349,150,392,150,33
  0,150,392,150,349,150,330 !1
  21
2500 DATA 150,262,150,294,15
  0,247,300,262,E !086

```

```

2510 FLOOR=FLOOR+1 :: SCORE=
  SCORE+50*FLOOR !234
2520 IF E(INT(SCORE/500))=1
  THEN 2580 !097
2530 E(INT(SCORE/500))=1 ::
  MAN=MAN+1 :: CALL SOUND(1,90
  0,0)!152
2580 REM DATA !212
2590 IF EOF(1)THEN 2610 !106
2600 GOTO 2720 !249
2610 FOR I=2 TO 13 :: CALL D
  ELSprite(#1):: NEXT I !029
2615 DISPLAY AT(9,8):"CONGRA
  TULATIONS!";:: DISPLAY AT(10
  ,7):"YOU HAVE DONE WELL!";::
  DISPLAY AT(11,8):"PRESS ANY
  KEY TO";!017
2620 DISPLAY AT(12,7):"PROCE
  ED TO LEVEL 2";!208
2630 RESTORE 2490 !032
2640 READ D,F !212
2660 CALL KEY(0,K,S):: IF S=
  -1 THEN 2692 !149
2670 CALL SOUND(1,F,0)!255
2690 IF D=300 THEN 2630 !173
2691 GOTO 2640 !169
2692 CALL HCHAR(9,1,32,64)::
  CALL HCHAR(11,3,32,28):: CA
  LL HCHAR(12,1,32,32)!1172700
  CLOSE #1 !151
2710 OPEN #1:"DSK1.FROGDATA"
  ,SEQUENTIAL,INTERNAL,INPUT ,
  VARIABLE !228
2720 FOR I=2 TO 13 :: CALL D
  ELSprite(#1):: NEXT I !029
2730 INPUT #1:N$ !176
2740 DISPLAY AT(10,15-INT(LE
  N(N$))/2):N$;!089
2750 INPUT #1:C1$ !214
2760 INPUT #1:C2$ !215
2770 INPUT #1:C3$ !216
2780 INPUT #1:C1 !178
2790 INPUT #1:C2 !179
2800 INPUT #1:C3 !180
2810 CALL CHAR(100,C1$)!155
2820 CALL CHAR(104,C2$)!160
2830 CALL CHAR(108,C3$)!165
2840 FOR P=1 TO 100 :: NEXT
  P !009
2850 CALL HCHAR(10,1,32,32)!
  217
2860 GOTO 310 !134
2880 IF E(INT(SCORE/500))=1
  THEN 2900 !162
2890 E(INT(SCORE/500))=1 ::
  MAN=MAN+1 :: GOTO 320 !011

```

```

2900 CLOSE #1 !151
2910 IF SCORE<HS(10)THEN 300
  0 !046
2920 OPEN #1:"DSK1.KEEPHI",S
  EQUENTIAL,INTERNAL,OUTPUT,VA
  RIABLE !181
2930 PRINT #1:SCORE !196
2940 CLOSE #1 !151
2960 RUN "DSK1.HIPROG" !133
3000 DISPLAY AT(10,10):"GAME
  OVER" !003
3010 CALL DELSPRITE(ALL):: R
  UN "DSK1.LOAD" !207

```

INTRUDER HIPROG

```

10 CALL DELSPRITE(ALL):: CAL
  L CLEAR !198
11 DIM HS(10),HN$(10)!194
20 FOR I=1 TO 14 :: CALL COL
  OR(I,7,1):: NEXT I !079
30 OPEN #1:"DSK1.KEEPHI",SEQ
  UENTIAL,INTERNAL,INPUT ,VARI
  ABLE !080
40 INPUT #1:SCORE !186
50 CLOSE #1 !151
60 OPEN #1:"DSK1.HISCORES",S
  EQUENTIAL,INTERNAL,INPUT ,VA
  RIABLE !252
70 FOR I=1 TO 10 !105
80 INPUT #1:HS(I)!143
90 INPUT #1:HN$(I)!174
100 NEXT I !223
101 CLOSE #1 !151

```

(See Page 36)

All New CSGD Software

CSGD User Disk No. 5: 18 fonts, 8
doprint fonts, 24 small pictures, 15
large pictures, and 28
monograms. \$10.95

CSGD User Disk No. 6: 17 fonts, 18 small
pictures, and 26 monograms. \$10.95

CSGD Cataloguer: Create graphic cata-
logs and reference sheets of all your
CSGD graphics \$6.95

Write for our new fall catalog

We're your direct source for TI-Artist, Ar-
tist's Companion, CSGD, Turbo-Pasc'99,
and Myarc peripheral products.

Texaments

53 Center St.

Patchogue, New York 11772

Office: (516) 475-3480 BBS: (516) 475-6463

Add \$2 for shipping

INTRUDER—

(Continued from Page 36)

FOOD ROOM

000000000000000000000033FC7700F0000000000000000000080FCC30CF0
00000000300C0A0904040C1K1E0C000000000000000008060F0F060000000
000000000000103070F0F1C38304080000000502858A0C0C080000000000000

SPHERE ROOM

00000000030F0F1F1F1F1F0F0F0300000000000C0F0F0F8F8F8F8F0F0C00000
00000000030F0F1F1F1F1F0F0F0300000000000C0F0F0F8F8F8F8F0F0C00000
000000030F0F1F1F1F1F0F0F0300000000000C0F0F0F8F8F8F8F0F0C000000

ALIEN ROOM

0000000000708FFAAFF103800000000000000000C040F8AAFF103800000000
00000000000000001071F3B757B3E610000000000000080K0F8DCARDEK7C86
00000000000708FFAAFF103800000000000000000C020F8AAFF103800000000

THE HURDLE ROOM

0000000303030303020202020202000000C0C0C0C0C040404040404040
0000000000000303030303020202020200000000000C0C0C0C0C040404040
000000000000000000000303030303020200000000000000000C0C0C0C0C04040

THE CUBE ROOM

000000FFFFFFFFFFFFFFFF00
000000000F0F0F0F0F0F0F0F0000000000000000F0F0F0F0F0F0F000000000
00

BRONZE ROOM: CODE BLUE


00000000000000000000000001F3F7FFF00000000000000000000000000F8FCFFF
00000000000000000000000001F3F7FFF00000000000000000000000000F8FCFFF
00000000000000000000000001F3F7FFF00000000000000000000000000F8FCFFF

SILVER ROOM: RED ALERT

00000000000000000000000001F3F7FFF00000000000000000000000000F8FCFFF
00000000000000000000000001F3F7FFF00000000000000000000000000F8FCFFF
00000000000000000000000001F3F7FFF00000000000000000000000000F8FCFFF

THE VAULT: GOLD ROOM

00000000000000000000000001F3F7FFF00000000000000000000000000F8FCFFF
00000000000000000000000001F3F7FFF00000000000000000000000000F8FCFFF
00000000000000000000000001F3F7FFF00000000000000000000000000F8FCFFF



Myarc MOUSE

AVAILABLE NOW!

You get:
Myarc mouse
MY-Art drawing program

Call TOLL FREE 800 255 2985
Callers from California or outside USA dial 707 585 3922

Send \$125 plus \$5 Shipping & Handling to:
Innovative Programming
Box 2737 - Rohnert Park - CA - 94928
CA residents add 6% Sales Tax - Canadian and Foreign customers add an additional \$5 for special handling charges. Personal checks require at least ten working days to clear.
This unit designed exclusively for use with the Geneve 9640 computer.

Geneve

Myarc controller adds CALLs, and a 'fix' for Video Chess

By MIKE DODD

Owners of the MYARC disk controller card have access to four additional CALLs from TI BASIC and Extended BASIC. On the Geneve, these calls are available on all three disk controllers. They are:

—CALL DIR(n)—catalog disk drive n (this will also catalog the internal RAM-disk).

—CALL ILR—simulate the Editor/Assembler command CALL INIT.

—CALL LR(filename)—simulate the Editor/Assembler command CALL LOAD.

—CALL LLR(program-name)—simulate the Editor/Assembler command CALL LINK.

CALL DIR is probably the most useful of the CALLs, but the other three have their uses, as you shall see below.

'FIXING' VIDEO CHESS

One of the TI cartridges that doesn't work with the Geneve is Video Chess (the only other that I know of is Terminal Emulator II, but some versions of TE II will work on the Geneve). I found that the reason for Video Chess not working on the Geneve is that, when TI wrote the ROM portion of that program, they used >8804 for the VDP read data location, rather than >8800. On the 99/4A, >8804 is a duplicate of >8800, but not on the Geneve.

The easiest way to fix the cartridge is to use TI's debugger program, which was included on disk A of the Editor/Assembler package. Here is a step-by-step explanation of how to proceed:

Using the GPL loader of the Geneve, load the Video Chess cartridge.

Press F1 and F2 to unprotect >6000 and >7000.

Go into TI BASIC.

Using the new CALLs described above, load the TI debugger as follows:

```
CALL ILR
```

```
CALL LR("DSKn.DEBUG")
```

```
CALL LLR("DEBUG")
```

You are now in the debugger, although you will not be able to see anything. To set

the display for loading from BASIC, press the U key. You should now see a period on the bottom left.

Now you need to find all occurrences of the hex value >8804. The ROM in Video Chess is only 4K long, so we won't bother searching in the second 4K.

To find the locations of >8804, type F6000,6FFF,8804<ENTER>. The debugger will now print a list of all occurrences of >8804. In my cartridge, these were at: 6056, 624E, 6272, 6298, 63E0, 6416, 64B4, 658E, 6616, 67B8, 6B7E, 6C80, 6C86, and 6C94.

To change them, type M, the address, and ENTER (e.g. M6056<ENTER>). The debugger should print the address and 8804, which is the value currently at that address. Type 8800 and press enter. Repeat for the entire list.

When you are finished, press ALT = to leave the debugger. Go to TI-BASIC and place a disk with the Cartridge Saver program in any drive. Type:

```
CALL ILR
```

```
CALL LR("DSKn.CSAVE")
```

Using CSAVE, save your modified Video Chess cartridge back to disk.

'FIXING' TI-ARTIST

TI-Artist is a wonderful drawing program for the 99/4A. However, two bugs exist in TIA which prevent it from working on the Geneve. Fortunately, both are easily fixed with a sector editor. The first fix, which was found by Paul Charlton and distributed over some of the telecommunications networks, involves editing the first sector of the ARTPT2 file. At byte 3, change (in hex) 06 to 00 and write the sector back to disk. This patch will allow TIA to load, but still won't allow the save and load picture function to work. To fix this, find the starting sector of the file ARTPT3. Add 27 to it, so that you are editing the 28th sector. At byte 121, change (still in hex) 10 to 00, and write the sector back to disk.

TI-Artist will now work fine on the Geneve, except for the Print command, which still does not work perfectly.

The MY-Art program, which comes with the Myarc Mouse, is a powerful and fast drawing program with many features. However, TI-Artist, GRAPHX, and the like, still have their uses, such as the many fonts available for TI-Artist.

One feature of V2.01 of TI-Artist is support for an external input device DSR. In other words, this allows you to write a routine to utilize a device other than the joystick for input. What follows is an assembly language source listing to utilize the MYARC Mouse with TI-Artist:

```
* MYARC Mouse input routine for TI-Artist
```

```
* Copyright 1987 by Mike Dodd
```

```
* Written for publication in MICROpendium magazine.
```

```
*
```

```
* Right button acts as fire
```

```
* Middle button acts as space (toggle)
```

```
REF A,B,FIRE,SPACE
```

```
REF XMIN,YMIN,XMAX,YMAX
```

```
BLWP @MOUSE      read mouse
```

```
RT              return to TIA
```

```
MWS   BSS   >20
```

```
MOUSE DATA MWS,MOUSE1
```

```
MOUSE1 MOV @30(R13),R12 get R15 of TIA
```

```
MOV @28(R13),R10 get R14 of TIA
```

```
LI R0,>8888
```

```
BL @IN      mouse on
```

```
LIMI 0
```

```
LI R0,>038F
```

```
BL @IN
```

```
SRA R0,B
```

```
A R0,@A(R12)
```

```
LI R0,>058F
```

```
BL @IN
```

```
SRA R0,B
```

```
A R0,@B(R12)
```

```
LI R0,>018F
```

```
BL @IN
```

```
CLR @FIRE
```

```
SRL R0,15      button 3?
```

```
JNC CHKBI      no
```

```
SETD @FIRE
```

```
CHKBI CLR @SPACE
```

```
SRL R0,1      button 2?
```

(See Page 39)

GENEVE—

(Continued from Page 38)

```

        JNC  CHKB2      no
        SET0 @SPACE
* check position
CHKB2  MOV  @A(R12),R0
        MOV  @B(R12),R1
        C    R0,@XMIN
        JGT  C1
        MOV  @XMIN,R0
C1     C    R0,@XMAX
        JLE  C2
        MOV  @XMAX,R0
C2     C    R1,@YMIN
        JGT  C3
        MOV  @YMIN,R1
C3     C    R1,@YMAX
        JLE  C4
        MOV  @YMAX,R1
C4     MOV  R0,@A(R12)
        MOV  R1,@B(R12)
        LI  R0,>00BF    reset
        BL  @IN
        MOVB R10,R10
        JEQ  C5
* R4 stores flag on if fire was
* pressed last time.
        CB  @FIRE,R4
        JNE  C5
        CLR  @FIRE
        RTWP
C5     MOVB @FIRE,R4
        RTWP    return
*
IN     MOVB R0,@>BC02
        SWPB R0
        MOVB R0,@>BC02
        CLR  R0
        MOVB @>BB02,R0
        RT
        END

```

Type this in with the Program Edit mode of MY-Word. Assemble with options RC (or, if listing to printer, RCL). When you load TI-Artist, select option 3 (input device). Type the filename of your object file and press enter. The Myarc mouse will now be used for input. The middle button acts as the space bar (to toggle between screens), and the right button acts as the fire button. If you wish the Myarc mouse DSR to be the default, rename (on a backup copy — otherwise you may lose the joystick DSR!) your object file to EXTDSR.

The Myarc mouse does not work well on a hard surface, such as a table. You can purchase mouse pads from a computer store for about \$6 that provide a good surface for the mouse to roll on. However, I found that a 25-cent square of felt, purchased at a fabric store, works just as well, and for a fraction of the cost.

ACCESSING THE CLOCK

The clock resident on the Geneve is run by a MM58274 clock chip. That clock chip has 16 registers, numbered 0-15. They are listed in Appendix A of the Geneve manual.

In 99/4A mode, register 0 is accessed at address >8010, 1 at >8011, and so on, with 15 at >801F. You can access these addresses with the Extended BASIC CALL PEEK command. Register 0 is at address -32752, 1 is at -32751, and so on, with 15 at -32737.

All registers are only four bits in length — the first four bits read will be garbage. For this reason, it is best to mask out the first four bits after reading (i.e. CALL PEEK) to insure the accuracy of the data. In Extended BASIC, you can accomplish this with the instruction A=A AND 15. This sets the first four bits to 0, and leaves the last four intact.

Register 0 is the control register, which contains the following values:

- 0 — normal operation
- 4 — stop the clock
- 8 — enter "test" mode

The "test" mode (8) causes the clock to rapidly change the time and date several times a second. When the clock is in this mode, any attempt at writing to disk (either floppy or internal RAM-disk) will cause a lockup.

Registers 1 through 14 contain, respectively, Tenths of Seconds, Units Seconds, Tens Seconds, Units Minutes, Tens Minutes, Units Hours, Tens Hours, Units Days, Tens Days, Units Months, Tens Months, Units Years, Tens Years, and Day of Week. If the Tens Hours (register 7) contained 1 and the Units Hours (register 6) contained 5, the hour would be 15, or 3 PM.

Register 15 is the Clock Setting register. This is a bit-mapped register. The first two bits contain the number of years since the last leap year, from 0 to 3 (binary 00, 01, 10, or 11). The next bit is 0 for AM or

24-hour mode, and 1 for PM. The next and last bit is 0 for 12-hour mode, and 1 for 24 hour mode. Here is an example of setting this register: it is 1987, so it has been three years since the last leap year. Thus, the first two bits should be binary 11. The next bit should be 0 for 24-hour mode, and the last bit should be 1 for 24-hour mode (all Geneve functions operate assuming 24-hour mode). All the bits put together are 1101—decimal 13. From Extended BASIC, you could load this value with CALL LOAD(-32737,13).

For an excellent tutorial on hex and binary numbering systems, see Mack McCormick's first assembly tutorial, in the October 1985 MICROpendium.

Here is a program to read the clock from Extended BASIC, using assembly language:

```

* Clock program for XB
* Copyright 1987 by Mike Dodd
* Written for publication in MICROpendium magazine.
        DEF  CLKON,CLKOFF
        DEF  SETCLK
SEC  DATA >0000
CLKOFF CLR @>B3C4
        RT
CLKON  LI  R0,CLK
        MOV  R0,@>B3C4
        JMP  CLK3
CLK    C    @>B012,@SEC
        JEQ  CLK4
        LI  R0,>0B40
        MOVB R0,@>BC02
        SWPB R0
        MOVB R0,@>BC02
        LI  R0,>B01E
        JMP  CLK2
CLK1  LI  R1,>9A00
        MOVB R1,@>BC00
        MOVB #R0,R1
        ANDI R1,>0F00
        AI  R1,>9000
        MOVB R1,@>BC00
        DEC  R0
CLK2  MOVB #R0,R1
        ANDI R1,>0F00
        AI  R1,>9000
        MOVB R1,@>BC00
        DEC  R0
        CI  R0,>B011
        JNE  CLK1
CLK3  MOV  @>B012,@SEC

```

(See Page 40)

GENEVE—

(Continued from Page 39)

```

CLK4  RT
      END

```

Type this in with the ProgramEdit mode of MY-Word, and assemble it with the R option. To load, go into Extended BASIC and type:

```
CALL INIT :: CALL LOAD("DSKn.o
bject")
```

where object is the filename you chose for the object file when assembling.

To start display of the clock, type CALL LINK("CLKON"). CALL LINK("CLKOFF") will stop displaying the clock.

The program works by using the ISR (Interrupt Service Routine) of the 99/4A (and, obviously, the Geneve). When the clock display has been turned on, every 1/60 second the routine at CLK will be executed. Since reading and displaying the clock every 1/60 second would slow down execution of XB, the program will display the clock only if the seconds have changed. This is accomplished by storing the seconds in SEC. When the program starts, if the current seconds, as stored in the

clock chip, equal the value stored in SEC, the program exits. Otherwise, it updates SEC and displays the clock.

Since the Geneve utilizes GRAM (as opposed to GROM), modifications that have been published for the GRAM Kracker and the like are often usable on the Geneve. The Geneve doesn't include the GK Memory Editor, so changing the GRAM isn't quite as easy. The best method is to use TI's debugger or Superbug II (by Edgar Dohmann), which allow you to modify RAM and GRAM. When you have finished your modifications, resave the cartridge to disk with CSAVE.

Unfortunately, one GRAM Kracker program which does not work on the Geneve is MG's GK Utility I.

One Geneve/99/4A compatibility problem involves the setting of VDP register 1. On the 9918A video processor used in the 99/4A, the Most Significant Bit of that register controls 4/16K operation. Thus, on the 99/4A, that bit should always be set to 1 for correct operation. On the 9938 — the contents of that bit can be either a 0

or 1 — it isn't used. So, if you write a program on the Geneve that sets that bit to 0, it will work on the Geneve, but not the 99/4A.

Puget Sound BBSes listed

The TIBBS of the Puget Sound 99ers in Lynnwood, Washington, is "one of the nation's most active in the TI world," according to Chuck Wynne of the group.

The board operates at 300 and 1200 baud and is online at (206) 784-4142. It is accessible via PC Pursuit.

Wynne notes that other electronic bulletin boards in the Puget Sound area include a TIBBS at (206) 641-5884, with Ed Durfee as sysop, and the Queen Anne Computer Shoppe's board at (206) 361-0895, with Barbara Wiederhold as sysop.

INNOVATIVE PROGRAMMING HAS THE GENEVE (9640) NOW!

ENHANCED KEYBOARD JUST \$469.95 + S&H

Send Check or Money Order to:

Innovative Programming
Box 2737 - Rohnert Park - CA - 94928

or call TOLL FREE

US 800 255 2985

CA 707 585 3922

Send \$469.95 plus \$8 Shipping & Handling. CA residents add 6% Sales Tax - Canadian and Foreign customers add an additional \$5 for special handling charges. Personal checks require at least ten working days to clear.

Inquire about Special User Group Rates, dealership opportunities, and quantity purchase discounts!

Mouse takes control of MY-Art

By JOHN KOLOEN

A collection of Geneve miscellany:

Finding a database manager to run with the Geneve may be a bit tricky. So far, we have been able to get only one to run perfectly — a modified version of PR-Base. Others that work only with varying degrees of success are Acorn 99, Creative Filer, Navarone's DBM and Turbo Dataman. There are a number of third party programmers working on database programs for the Geneve, but none are expected to be ready for distribution until the second quarter of 1988.

Myarc has been contemplating the porting of a DB III clone for use with the Geneve, but there are some doubts as to whether the typical user would be interested in using something that sophisticated. Learning DB III is akin to learning a computer language. It's definitely designed for people with serious database needs.

MY-ART AVAILABLE

The Myarc Mouse and MY-Art program are now in distribution. The two are sold as a bundled package for about \$125. The finished version of MY-Art carries a 1.0 version number.

It's a nifty graphics program, and the first program for the Geneve that loads directly out of M-DOS rather than a GPL interpreter. A version of MY-Word may become available by the end of this year that also loads out of M-DOS.

MY-Art allows the user to zoom in on individual pixels and supports resolutions of 256x212 pixels and 512x212 pixels and up to 256 colors. Artwork may be outputted to Epson-compatible printers or saved to disk. Speed of cursor movement is easily controlled, allowing extremely detailed work to be performed. (There are 10 speeds to choose from. I've found this to be a great asset to my otherwise unsteady hand.) The demo images that comes with MY-Art are impressive when viewed with an RGB monitor.

The program requires the Myarc Mouse
(See Page 44)



MY-Art demo

Myarc's Jack Riley demonstrates the MY-Art drawing program on the Geneve 9640 at the Chicago TI Faire. Visitors filled the room to watch the demo and question Riley about the 9640.

Several products introduced at TI fairs

By JOHN KOLOEN

If the turnout at the Chicago TI Faire is any indication, the TI99/4A world is alive and well. It's difficult to fix the number of visitors who attended this year's faire at Triton College, but the exhibit hall remained packed during most of the day Nov. 7. Attendance at the demonstrations depended on what was being displayed. Myarc again gained a substantial crowd for its demonstration of the Geneve and MY-Art. Also demonstrated was the Mechatronics 80-column card.

Several new products were introduced at the Faire by Genial Computerware and Bytemaster Computer Services.

Genial Computerware introduced PC-Transfer (\$25) by Mike Dodd, a program that transfers MS or PC-DOS text files for use with the 4A and Geneve and Remind-Me (\$15) by John Johnson, a calendar program written in assembly. Also introduced by Genial were three programs by Peter

Hoddie: Graphics Expander (\$10), which lets you take existing fonts and expand them in up to nine sizes in both horizontal and vertical dimensions; and two disks of fonts — called Genial Font Pack 1 and 2 — ported from public domain fonts for other computers. The Font Pack disks are \$10 each.

Bytemaster introduced String Master (\$19.95), a programming environment for the 4A using assembly LINKs.

One of the most promising new products at the faire wasn't even displayed. Two visitors from Italy, Dr. Luigi Grilli and Daniele Morini, brought with them a program called TIBM. The program is designed to transfer files between PCs and the Geneve and 99/4A. The two are developing the program with Paulo Bagnaresi of BA-Writer fame.

However, what is more interesting is what the trio is working on in connection
(See Page 43)

Forth tips

Adapt Quicksort for strings

By LUTZ WINKLER

In the preceding article I demonstrated how numbers can be sorted. Now we will see how the same routine can be adapted for sorting strings, i.e., putting them into alphabetical order.

The most obvious changes are the use of an additional variable (ORDER) and a few added and/or modified words. Instead of moving strings into alphabetical order, pointers are stored in ORDER, similar to sector 1 of a disk containing pointers to the files in their alphabetical order while the files themselves remain in random order.

There is also the -TEXT word from Brodie to compare strings except that it is called =TEXT to avoid confusion with TI-Forth's TEXT. Variable STRGS serves the same purpose as XX which stored numbers in the previous example. ENTER has become ENTER\$, and similarly SHOW is SHOW\$. SET is used to initialize ORDER.

```
0 ( STRING SORT DEMO - 1  BASED ON GARY NEMETH'S QUICKSORT )
1 : NOT 0= ;          : 2/ 1 SRA ;
2 : 2DUP OVER OVER ;  : 2SWAP ROT >R ROT R> ;
3 : 2OVER SPC 6 + @ SPC 6 + @ ;
4
5 : =TEXT ( addr1 u addr2 --- f )
6       2DUP + SWAP
7       DO DROP 2+ DUP 2- @ 1 @ - DUP
8       IF DUP ABS / LEAVE THEN 2
9       +LOOP SWAP DROP ;
10
11 0 VARIABLE ORDER 40 ALLOT
12 0 VARIABLE STRGS 40 ALLOT
13
14
15 -->
```

```
0 ( STRING SORT DEMO - 2 )
1
2 : SET 40 0 DO 1 2 / ORDER 1 + ! 2
3       +LOOP ;
4
5 : ENTER$ SET
6       40 0 DO CR ." ENTER STRING : "
7         1 2 / 2 .R ." : " PAD 2 EXPECT
8         PAD STRGS 1 + 2 CMOVE 2
9         +LOOP ;
10
11 : SHOW$ 40 0 DO CR ORDER 1 + @ DUP 12 .R SPACE
12         2 * STRGS + 2 TYPE 2
13         +LOOP ;
14 -->
15
```

The basic sort itself (now on screen 3) remains virtually unchanged with the exception of COMP (now \$COMP) which has to furnish parameters for =TEXT. String length is purposely limited to two letters in the interest of speed. Unless it is absolutely imperative that — for example — the names RICHARD, RICHARDS, RICHARDSEN and RICHARDSON be sorted in proper order, the sort should be performed with a limited string length. This is because =TEXT is a high-level definition and is by no means a speed demon.

```
1 ( STRING SORT DEMO - 3 )
2 0 VARIABLE MIDDLE
3 : K@ 2 * ORDER + @ ;
4 : K! 2 * ORDER + ! ;
5 : MID@ OVER - 2/ + K@ MIDDLE ! ;
6 : $COMP K@ 2 * STRGS + 2 MIDDLE @ 2 * STRGS + =TEXT ;
7 : EXCH 2DUP K@ SWAP K@ ROT K! SWAP K! ;
8 : SORT ( n1 n2 --- )
9       2DUP > IF DROP DROP
10      ELSE 2DUP 2DUP MID@
11      BEGIN SWAP BEGIN DUP $COMP @ < WHILE 1+ REPEAT
12        SWAP BEGIN DUP $COMP @ > WHILE 1- REPEAT
13        2DUP > NOT IF 2DUP EXCH 1 -1 D+ THEN 2DUP >
14      UNTIL SWAP ROT 2OVER 2OVER - ROT ROT -
15      < IF 2SWAP THEN MYSELF MYSELF THEN ;
```

Usage is as follows:

ENTER\$ — allows input of 20 two-letter strings.

O 19 SORT — generates the alphabetical list in the form of pointers which are stored in ORDER

SHOW\$ — displays the result of the sort

This routine can easily be adapted for inclusion in a program where an alphabetical listing is desired. Parameters for allotting sufficient space in ORDER and STRGS would have to be derived from the number of records (actual or allowed). The same is true for any loop to read the pointers in ORDER and look up the corresponding records. Storing the contents of ORDER in the program (i.e., on disk) would eliminate the need for sorting until a new record is added to the file. Sorting takes time and — unless =TEXT can be rewritten in assembly language to speed it up — one should remember to keep string length to a minimum. The longer the strings, the longer it takes to sort them.

User groups

The following are additions and updates to our user group listings, which we began publishing in the May 1987 issue.

Listings with an asterisk came from the United 99/4 Data Base of the Johnson Space Center Users Group. For information on the UN99DB, write JUG, 2321 Coryell St., League City, TX 77573

Arizona

*Valley of Sun TI Users Group, 1425 Del Reo Dr., Tempe, AZ 82582.

California

*Southbay Users Group, P.O. Box 23447, San Jose, CA 95153-3447.

New Jersey

Central Garden State Users Group, c/o Glenn G. Pearson, 61 Country Lane, Hamilton Square, NJ 08690 (new address), (609) 890-9337 (home), (609) 683-2503 (work). Meets at 7 p.m. second Tuesday of the month at Twin Rivers Library, East Windsor, NJ. Interests include spreadsheets, word processing, games, assembly, Forth and Geneve 9640.

Ohio

*Cleveland Area 99/4A Users Group, P.O. Box 23283, Euclid, OH 44123.

*Northwest Ohio 99ers, 612 Medow Springs Rd., Maumee, OH 43537

Pennsylvania

Susquehanna Valley Computer Group, P.O. Box 90, Hummels Wharf, PA 17831 (new address).

Texas

*Houston Users Group, 9122 Hammerly, Houston, TX 77080.

(See Page 50)


FAIRE—

(Continued from Page 41)

with TIBM. While it will transfer files between PCs and the 4A/Geneve, Dr. Grilli also indicated that it may include the ability to transfer BASIC programs from a PC to a TI. Language differences made understanding difficult, however, Dr. Grilli insisted that he, Morini and Bagnaresi are not stopping with text files and that the ultimate aim is to allow users to convert BASIC programs written for a PC for use on a TI. (It's not known if all versions of BASIC that run on a PC will be supported.) Dr. Grilli pointed toward a December release of the first version of the TIBM program, though it is not certain whether it will include the BASIC conversion utility.

Vendors show wares at Seattle event

Miller Communications demonstrated its video flex card for the first time at any TI99/4A show at the Second Annual



Lots of activity

Visitors to the Seattle TI99/4A Convention were kept busy with demonstrations and plenty of time to discuss computers with other users.

TI99/4A Convention in Seattle, Washington, Sept. 26.

The card, designed to be inserted in the

P.E. Box and to allow, along with a digitizer, the opportunity to produce unlimited video graphics, is targeted for production after the first of the year. The demonstration was via videotape.


Other products demonstrated included Font Writer and Legends by Asgard Software, as well as an inside-the-PE-box speech synthesizer from RAVE 99. Jack Riley of Myarc demonstrated the MY-ART and Mouse for the Geneve 9640 and the beta-test MDOS for that machine, as well as the hard drive controller card.

Brian Collins, age 10, of the Puget Sound 99ers, provided special effects music demos for that group's booth. The Houston, Texas, Users Group sent disks for sale of Christmas music by Bill Knecht.

The guest book showed visitors from four states, and from the Canadian province of British Columbia. Tom Auleta of New Jersey was recorded as the visitor from furthest away.

A convention videotape is available for \$25 from Barb Wiederhold at Queen Anne Computer Shoppe, 6102 Roosevelt Way N.E., Seattle, WA 98115. Visa and MasterCard are accepted, add \$3 for shipping cost.

(This report is condensed from a report by Wiederhold, the fair coordinator, from the Queen Anne Computer Shop BBS, (206) 361-0895.—Ed.)



Come and get it

Chris Bobbitt of Asgard Software kept busy selling his products to visitors at the Seattle TI convention.

Hard times for Source network

By WALTER HOWE

The Source TISIG has fallen on hard times.

The Source was the first of the information services to support the TI-99/4A with its TEXNET. Many of us received a membership in TEXNET with our first modem purchase. More recently, TEXNET was upgraded to the present TISIG with reduced rates, a better message structure, and more responsive menus. These changes were too little and too late to compete well with CompuServe, GENIE, and DELPHI, which had all surpassed the Source in TI usage. The Source has told

Blaine Crandell, the SYSOP of the TISIG, that it was not paying its way and might have to close down. As a result, some substantial efforts have been made to improve its service, and it has been given a trial period to try to increase its usage.

One of the changes, perhaps not an improvement but a modernization, will be to discontinue TE2 transfers. Most modem users have found their way to one of the fine terminal emulators that support Xmodem now, and that has become the standard.

A lot of old subscribers still carried on the rolls rarely call. If you are one of those, check in again and look over the changes.

You may find it more to your liking. Telecommunications is the lifeblood of our orphan computer, even for those without modems.

The distribution of software and knowhow to different communities and regions largely depends on telecommunications. Every user group has software that was distributed by modem somewhere along the way before it reached them. The loss of one of the supporting services would only serve to constrict the arteries of that lifeblood a little more.

(Howe is assistant sysop on the Source—Ed.)

MY-ART—

(Continued from Page 41)

to be connected before loading. Here's a cautionary note: Plugging any other mouse into the Myarc mouse port could actually blow-out the 9640, according to Myarc, voiding the warranty. Myarc says this depends on how a mouse is wired, but the company has actually destroyed a 9640 with an incompatible mouse.

Also, if the Myarc mouse is not firmly plugged in the operation of the computer can be affected. With MY-Art, this can result in loss of cursor control, the solution to which is to make sure the mouse is plugged in correctly. However, it also affects other programs running in the TI mode. The symptoms include garbage appearing on the screen, the inability to access a disk drive, and degradation of program code in memory. Although you can stop these problems by pressing on the mouse-9640 cable connection, you'll have to go back to the GPL screen to restart, or even reboot if it happens to lock up. The ultimate solution, other than unplugging the mouse when not using MY-Art, is to attach the mouse connector to the 9640 with screws. This can be accomplished with 3/4-inch 4-40 machine screws and nuts, available at Radio Shack.

MY-Art supports the standard drawing commands, including drawing with a "pencil," fill, lines, circles, boxes and rectangles, "cutting and pasting," rotate, text, color mixing, and a variety of input/output commands. Help screens are available at the touch of a key at any time.

Being able to zoom in to a pixel and control the speed of the cursor with such precision are the strengths of this program from my point of view. Combined with patience, this would allow virtually anyone to create images of anything he can imagine.

The text placement tool is also quite interesting. Although only one font is supported at this time, you can expand it horizontally and vertically from small to as large as the entire screen. You can also rotate text or letters within a picture. I'm told that third-party programmers are working on collections of fonts for MY-Art as well as other graphic elements. Images created with other graphics programs can't be loaded into MY-Art.

Future enhancements include a program that will allow MY-Art images to be used in Extended BASIC or Advanced BASIC programs.

PC-GENEVE PROGRAM

Mike Dodd has released a program that converts PC text files for use with the Geneve or TI99/4A. Display/Variable 80 files produced with the Geneve or TI99/4A may be converted to PC format, and vice versa. The program runs out of the Geneve. I hope to have a review of it for next month.

Dodd also gets credit for the 9640 compatible version of PR-Base. The program runs in a 40-column mode, and is called Version 2.1. PR-Base is a Fairware program written by William Warren.

Support our advertisers

BACK ISSUES of MICROpendium

\$2 each

**No shipping charge
in U.S.A., Canada,
or Mexico**

**Other countries
\$2 per issue
airmail shipment
50 cents per issue
surface mail
shipment**

**Texas residents add
7% sales tax**

**Vol. 1, Nos. 1-2
out of stock**

User supported software

User-supported software is non-commercial software. It is written by TI99/4A users for the benefit of other users. User-supported software is frequently updated by authors and users. Costs are determined by the author. MICROpendium provides listings of user-supported software as a service to readers and authors. A listing in MICROpendium does not imply suitability or utility of any program. MICROpendium would like to be notified of any problems encountered by authors and readers, though the magazine cannot act as an intermediary. Wording of listings is generally that of the author.

Allow 4-6 weeks for delivery of software. Unless stated, include formatted disks, self-addressed, return mailer with postage. (The notation D,PRM with listings stands for disk,

Postage and return mailer.)

To submit items for inclusion in User Supported Software, send a copy of the item and an announcement describing it as well as system requirements. State also that you are the author or sole copyright holder and that you have given your permission for the item to appear in the User Supported Software listing. Items will remain in the listing until removed by the author. Anyone who has submitted an item for this column that has yet to appear should contact MICROpendium.

A complete listing of User Supported Software is updated quarterly and is available from MICROpendium for \$2. The listing runs about 12 pages.

DUMPX2

Extended BASIC graphics screen dump routine written in assembly. DUMPX2 easily loads from disk. Prints double-size (full page wide) and rightside-up. (The author says that most screen dump programs do not output to full-page size and often print sideways on paper.) Prints all but a small portion from each side of the screen. Very fast. Includes documentation. Requires Extended BASIC, memory expansion, disk system and Epson-compatible printer. Send \$5, D,PRM to: Richard Marlen, 3156 Pinebrook Dr., Arnold, MO 63010.

DISK UTILITIES 4.0A

The latest version of John Birdwell's Disk Utilities programs. New features include: file copy with ability to rename output file; view a Display/Variable or Display/Fixed 80 file; ability to rename, delete, protect or unprotect a file; ability to copy all files; validation of disk for bad sectors; ability to initialize a disk from single-sided, single-density through quad-density; ability to date-stamp a disk. Several other features have been revised. Send \$15 to: John Birdwell, 7052 Springhill Circle, Eden Prairie, MN 55344.

Those with earlier versions of Disk Utilities may obtain the upgrade at no charge by sending a disk and self-addressed, stamped return mailer. Or, send \$5 and the author will provide the materials.

LABELER, CATALOGER, LOADER

These three programs are offered as a package. Labeler prints disk filenames to a mailing label that may then be affixed to a disk jacket. It formats the label according to label size and capabilities of the printer. Instructions are contained in the program. Requires XBASIC.

The disk cataloger outputs a disk catalog to the screen or a printer. The printer allows selection of two print sizes: pica with 6 lines per inch or condensed with 8 lines per inch.

The loader program lists only RUNable files on a disk. Data files, E/A files and merge files do not show up on the listing. Requires XBASIC.

Also offered is a second disk containing stand-alone graphics. Four print files are included for outputting in normal, reverse, single and double sizes.

Send \$5 for each disk or cassette (specify which) to: Boyd Shugert, 1729 Timmonds Ave., Portsmouth, OH 45662. He will supply postage, media and mailer. Also, users should let the author

know what printer brand they have so that he can customize the programs. Including a photocopy of the printer's command summary table would be helpful.

DUMPFASST

Available, several graphic screen dump routines written in XBASIC for users of GP-100TI, Seikosha GP-250, Gorilla Banana and Epson printers. Add these DUMPFASST routines to your XBASIC programs for single-size or double-size graphics print. Includes documentation. Requires XBASIC and printer. Specify printer model. Asking for \$5 donation. Send D,PRM to: Richard J. Marlen, 3156 Pinebrook Dr., Arnold, MO 63010.

ARTIST+GRAPHX

This is a text-placement program that runs through TI- Artist using GRAPHX. Printing through GRAPHX would require adjustments. Included is a template for design, documentation and 10 predefined borders. With the program, users can create cards or posters with all text and graphics placed exactly where you want them to appear. The author asks for \$10 for the program. He will supply the media. Send to: A.K. Kiddoo, 120 Boys City Dr., Winona Lake, IN 46590.

BASIC, XBASIC PACKAGE

The Mid-South (Memphis) 99 Users Group is offering a collection of BASIC and XBASIC programs written by members. This package includes six games (23Matches, Balloon, Blimp, Lawnmower, Trivia and Wheel of Fortune), five graphics demos (Analyzer, Applejam, Crumcom, Riverboat and Sorrytari), and four utilities (Miniature Database, Jacket Maker, MSUG-Librarian and Weather Forecaster). All are offered on one disk. A donation of \$10 is requested after receipt of the programs. Send one DS/SD disk or two SS/SD disks with return mailer and postage to: Secretary, Gary W. Cox, 3174 Melbourne, Memphis, TN 38127.

MULTIPRINT COMMAND FILE

This program allows the user to insert printer commands anywhere on a spreadsheet created with Microsoft Multiplan. The program supports a variety of printers, including Epson and compatibles, Gemini, Star Micronics SG-10, GE TXP-1000, Seikosha GP-550A, Seikosha Gorilla Banana, Okidata and Prowriter. The author will customize the program for other printer brands if the printer's command codes are provided. Documentation is in D/V

(See Page 49)

Legends

D&D adventurers will like this

By WALTER HOWE

I have spent a lot of hours (too many) playing Asgard Software's new adventure game, Legends. This superb effort by Donn Granros and Ed Johnson rivals Infocom adventure games in the scope of its play, although it is not a text adventure as Infocom games are. In Legends, a party of four adventurers with different abilities explores a land and its dungeons by means of a map which appears on screen and scrolls as the party traverses to different locations.

The total map is many times as large as the screen. You spend your time monster bashing, collecting gold, solving puzzles, gathering intelligence, and building up the strength and ability of the party through combat experience and gathering better weapons. Periodically, you must make your way back to the home town of Wizard's Rock for R&R, reprovisioning, and training the party members to higher skill levels. If all this sounds like Dungeons & Dragons, that's exactly what it is, of course.

Dungeons & Dragons at its best is exciting, imaginative, and takes some of the role-playing skills of actors in improvisational theater. At its worst, it is a mechanical exercise in dice rolling. In computer simulations of the game, it is much easier to achieve the latter than the former.

Infocom games (the Zork trilogy, Sorcerer, Enchanter, etc.) strive to look like the former through hiding the dice rolling quite successfully and concentrating on text interaction. In an Infocom game, by typing out the things you want to do in fairly free-form text, you always have many possibilities for action and can pit your imagination against the creator's. It has always amazed me how many absolutely absurd things you can do that were anticipated by Infocom adventure authors. You are limited to things that they have anticipated, of course, but the limits are broad, and you rarely find the play mechanical.

In Legends, like in Tunnels of Doom

© Copyright 1987 by Walter Howe

Review

Report Card

Performance.....A
Ease of Use.....A
Documentation.....A
Value.....A
Final Grade.....A

Cost: \$27.95

Manufacturer: Asgard Software,
P.O.Box 10306, Rockville, MD 20850

Requirements:32K, TI Extended
BASIC, 1 disk drive.

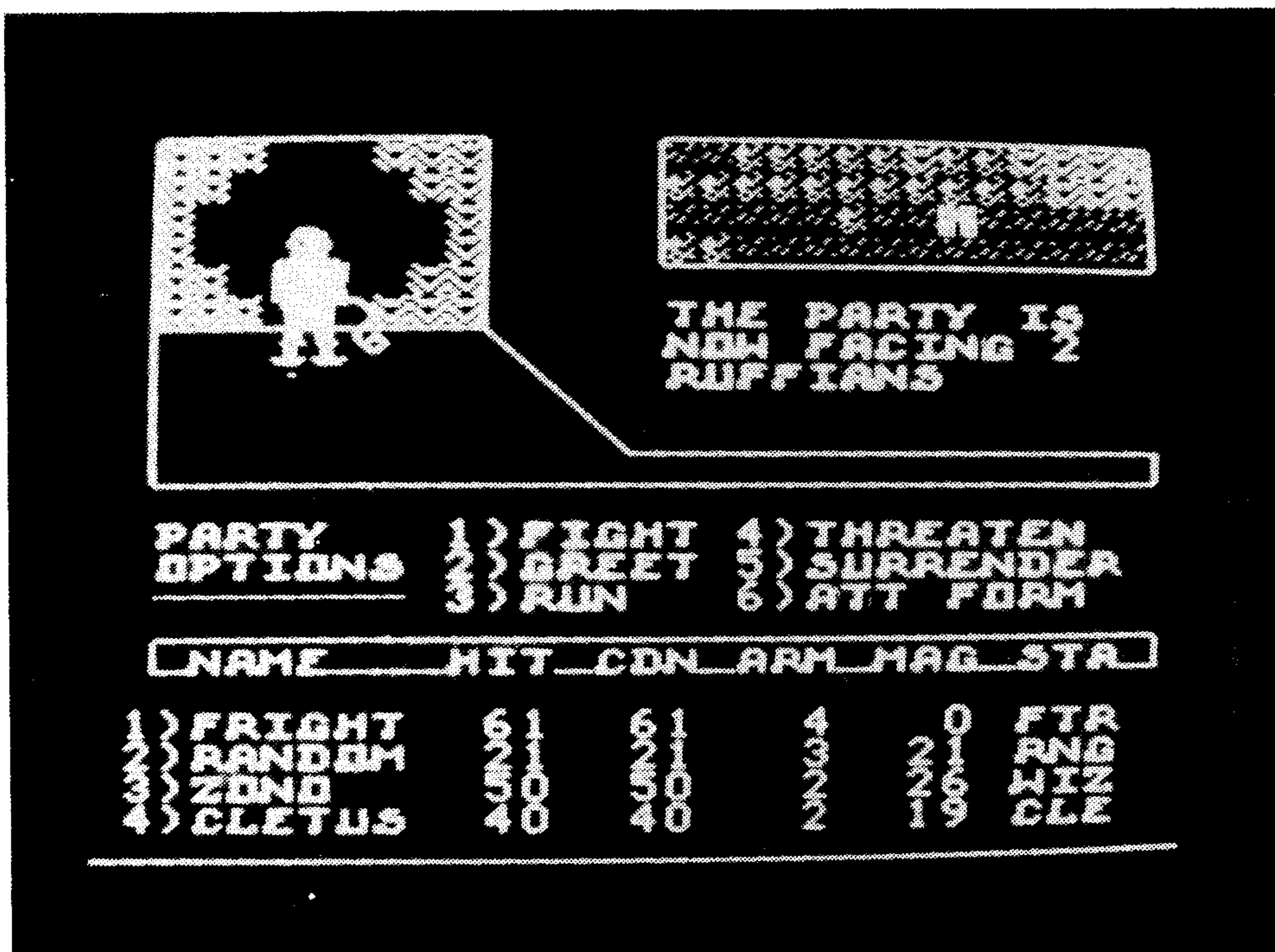
from TI, you are much closer to the dice rolling. You can almost feel the dice roll as you engage in combat. Your characteristics such as experience points, hit points, magic points, etc., are displayed on screen whenever you fight.

Your attacks on monsters are represented in points; your own wounds are represented in points, and so on. In this way, the outcome of combat is always displayed in numerical form. It's very artificial, but it's the way that D&D players have done it for years, and it is accepted

as part of this type of game. The challenge to the authors, who have adopted this type of approach, is to keep the game interesting through all the dice rolling. It takes a long time to build up sufficient skills and weaponry to survive against the bigger monsters and to explore the more dangerous regions of the large world of Legends. It should take a long time, though! If it is made too easy, the game loses much of its challenge—a flaw that is found in many conventional D&D games as well as computer simulations.

The authors have achieved a very successful balance in juggling these different considerations—keeping it interesting while avoiding making it a giveaway game. Not all will agree with me on this. It does take some patience when you are challenged by a wandering party of Ruffians for the ninth time in the game, and you set out to bash them into submission like all the previous eight parties you met. But you need the gold they carry and the experience in fighting to cope with the challenges ahead of you. There are many opportunities for you to calculate wrong, too, and see your own party wiped out

(See Page 49)



Music Preprocessor

A musical keyboard

By ELTON SCHOOLING

It's freeware, it's called "Music Preprocessor," and for me it's the first time I've heard real music from my 99/4A.

We've all tried the "CALL SOUND" provision of TI BASIC; there are three tone generators and a noise generator. Aside from the last, the TI will sound any three notes together, from 110 hertz to above hearing. The tones are, however, flat: there is no vibrato such as we are accustomed to in instrumental music or the human voice and I expect this has disappointed some of us. Also, for my infrequent attempts at writing music, 110 hertz is not far enough into the bass. As a result, I have used "CALL SOUND" very little in my four years of 99/4A experience.

"Music Preprocessor" (MP from here) ingeniously uses language to arrive at enhanced control of the generators, providing vibrato (or something very like it) extending the bass an octave lower to 55 hertz, and supplying variable volume and attenuation (fade) for the music. All this with marked coding ease and with four-part harmony from *three* tone generators. (The noise generator is used only for the lowest bass notes, below 110 hertz.)

The program is by Norm Sellers, who has been physicist and mathematician, and is now a programmer in several languages. Sellers uses his program to learn songs for the barbership quartet he sings with. He sings bass, as I do, and for such uses it's easy with MP to code a song to play only the bass part, or any or all parts together. A great advantage over TI's "CALL SOUND" system is that MP allows setting "fade" (determines how quickly the sound diminishes) and volume for any *individual* note, and where else can you find *that*?

The coding of a musical piece with MP is not hard. To begin, you look at the sheet music in order to find the shortest note, then set the B (for Beat) value for the length of time that note should have, and then when that shortest note is coded, the T (for Time) value will be "1." If that value is an eighth note, then for a quarter note T has a value of "2," a half note becomes "4," etc. The F (for Fade) value is set, and the V (for Volume) value, and C (for Chop);

Review

Report Card

Performance.....	A
Ease of Use.....	A
Documentation.....	A
Value.....	A
Final Grade.....	A

Cost: Freeware donation

Manufacturer: Norm Sellers, 15 Dorset Dr., Broomall PA 19008

Requirements: Console, disk system, XBASIC and 32K RAM

these are all short line statements. You then proceed to the coding for the notes themselves. If the number of parts is fewer than four, the chop is automatically disabled.

In coding the actual music you simply replace the notes of the musical score with the numbers the author supplies in graphic form for the notes of the 12 separate scales, as, the key of C, F sharp, etc. Middle C becomes 16, D is 18, C an octave below middle C is 4, etc. Easy. (Note the coded music in the box on this page.) When I listened to the sample coding included, two of the pieces especially charmed me, "Music Box Dancer" and "Wedding Song," partly, perhaps, because I was not familiar with either, but mostly because I had thought that the TI couldn't do such things! Your taste may differ from mine: beauty seems to be in the eye of the beholder, one man's pie is another man's pizen, and maybe all you like is rock and roll.

The added octave or so in the bass register is adequate to supply a "bottom" to the chords. These extra bass notes are produced with the noise generator of the 99/4A in conjunction with the third tone generator, a use mentioned, but not well documented, in the "User's Reference Guide" which accompanies the 99/4A as purchased (II, 84,85). With this added bass, the range of MP is from a low, low A at 55 hertz, to an F at 2792 hertz, if I have it figured right. In MP terms, this is -11 to 69 in the numbers for the notes, or almost six octaves. Number 70 is reserved

for a musical rest.

One nice thing about this program is the economy of statement. If line 200 reads "200 ! S 1" and line 400 is "400 ! G 1 2" the computer treats the two like a repeating "goto," and plays the music between those lines three times before it goes on and can return later at the discretion of the coder. A shift in volume, fade, chop rate, a key change, a change to minor: any alteration is done with a single short line statement. Assuming your music is coded in the key of D, a key change from D to E on line number XXX would be written "XXX ! K 1 1 1 1" for four-part music. A minor key statement, say a change from G natural to G minor, looks like this: "XXX ! M 11." (The "11" is the MP number for the key of G.) These short statements save a lot of memory and coding time. A very flexible program.

MP can be used with graphics and sprites, and the words to a song can be thrown on the screen while the song plays. This clever program has made me consider ways of hooking up the TV up to my stereo so as to improve the reproduction quality of the bass. I'd like to hear "Wedding Song" with a larger speaker. The pitiful thing they put on my TV doesn't do much for musical quality. I never cared before.

(See Page 49)

```

100 ! SAVE DSK1.SIXPENCE
110 CALL LINK ("EMUSIC","START","STOP","RUN")
120 ! / BY ES
130 ! @P-
140 ! START
150 ! F 2 2 2
160 ! B 20 100
170 ! V 2 4 4
180 ! T 2 N 23
185 ! T 1 N 25
190 ! T 2 N 23
200 ! T 1 N 20
210 ! T 1 N 16
220 ! T 1 N 20 16
230 ! T 1 N 23 20 16
240 ! T 6 N 28 23 20
245 ! T 2 N 27
250 ! T 1 N 27
260 ! T 2 N 18
270 ! T 1 N 20
280 ! T 1 N 21
290 ! T 1 N 21 18
300 ! T 1 N 21 18 15 F 0 0 0
310 ! T 6 N 18 15 11 F 2 2 2

```


QS-Wheel and Spin to Win

These wheels don't go

By HARRY BRASHEAR

Shades of Vanna White! Does everybody have to get the same idea at once?

The market is flooded with "Wheelies," so I get to do two at once just to keep up.

Quantity is not the problem here, though, it's quality and these games are proving that haste makes waste.

I have a version in drive one called QS-Wheel. It comes from those great champs of protection, Quality 99 Software. The other, in drive two, is from Harrison Software. They are a new name to me and their product is called Spin to Win. One program has a wheel (QS-Wheel), and the other has a girl to play hostess, although it looks more like a gargoyle—maybe it's gar-girl. Anyway, whatever it is, you have to wait for it to turn the letters around to see what you have.

Both products have good documentation. As a matter of fact, the one from Quality 99 has seven full pages for you to plow through before you get down to the game. If you don't already know how to play this game, you sure will when you get done. Harrison's, at two pages, is more to the point, but it's enough to do the job if you've seen the show.

QS-Wheel is an autoload in XBASIC but with Spin you have to RUN "DSKn.SPIN". What is so hard about using a LOADER? Regardless, the first thing

Review

Report Card

	QS-Wheel	Spin to Win
Performance	D	C
Ease of Use.....	B	B
Documentation.....	B	C
Value.....	D	D
Final Grade.....	C	C+

QS-WHEEL

Cost: \$19.95

Manufacturer: Quality 99 Software,
1884 Columbia Rd. #1021, Washington,
DC 20009-5161

SPIN TO WIN

Cost: \$17.95

Manufacturer: Harrison Software, 5705
40th Place, Hyattsville, MD 20781

you have to do in both cases is wait! The titles and initialization are extensive and from this you can tell that both are Extended BASIC programs. Spin to Win does have some assembly routines to help it along, but I can't say if Wheel does or not. As usual, you can't catalog a QS disk.

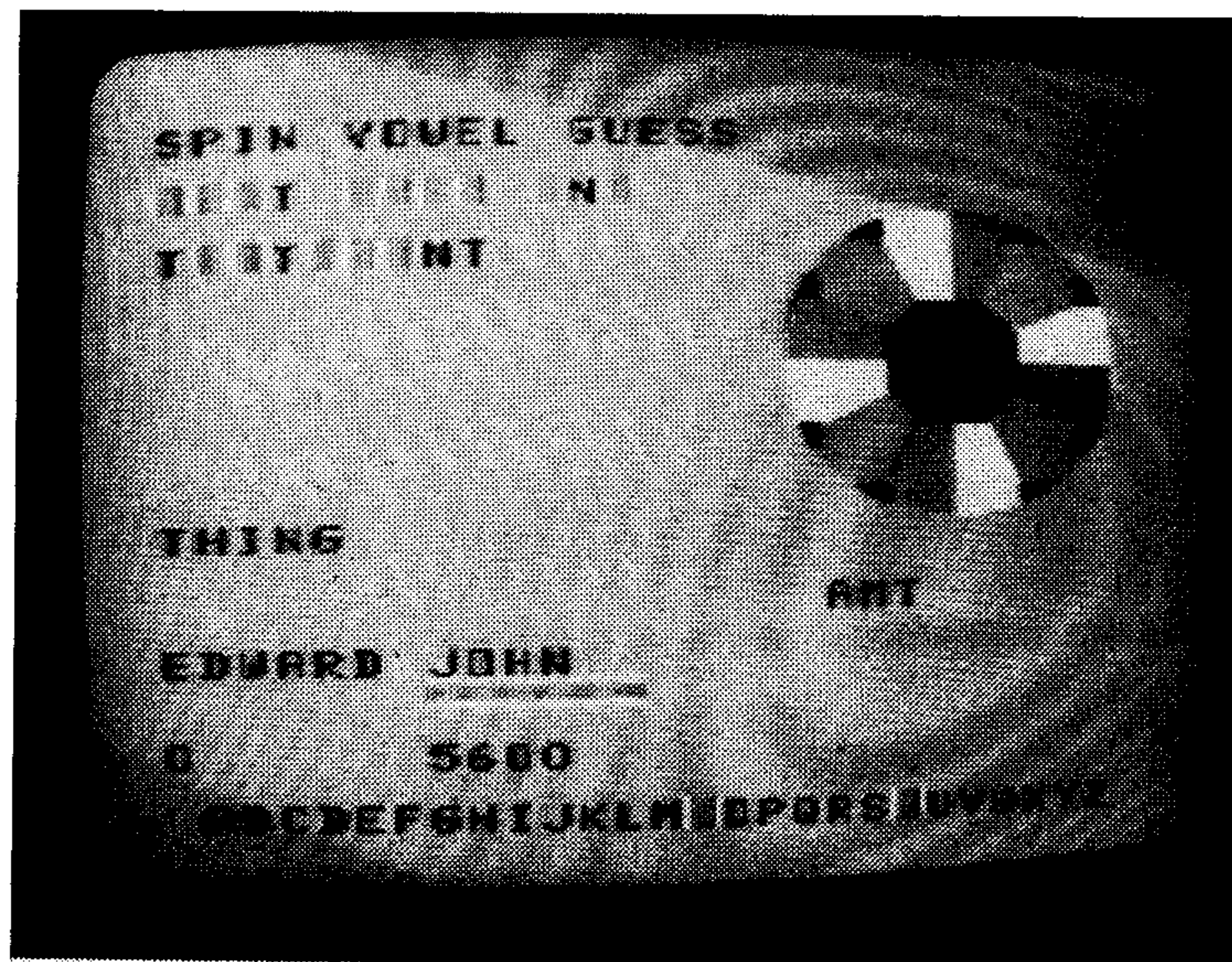
Once you get into the game area of the programs, a few key presses are all that's necessary pretty much to handle the entire action, "S" to "spin" the wheel, "B" or "V" to buy a vowel, etc. The rules are as close as they can get to the TV game

and up to three persons can be tortured at once in Spin. Wheel is more proficient in this onrushing tide of tedium with up to four players being allowed to participate at once.

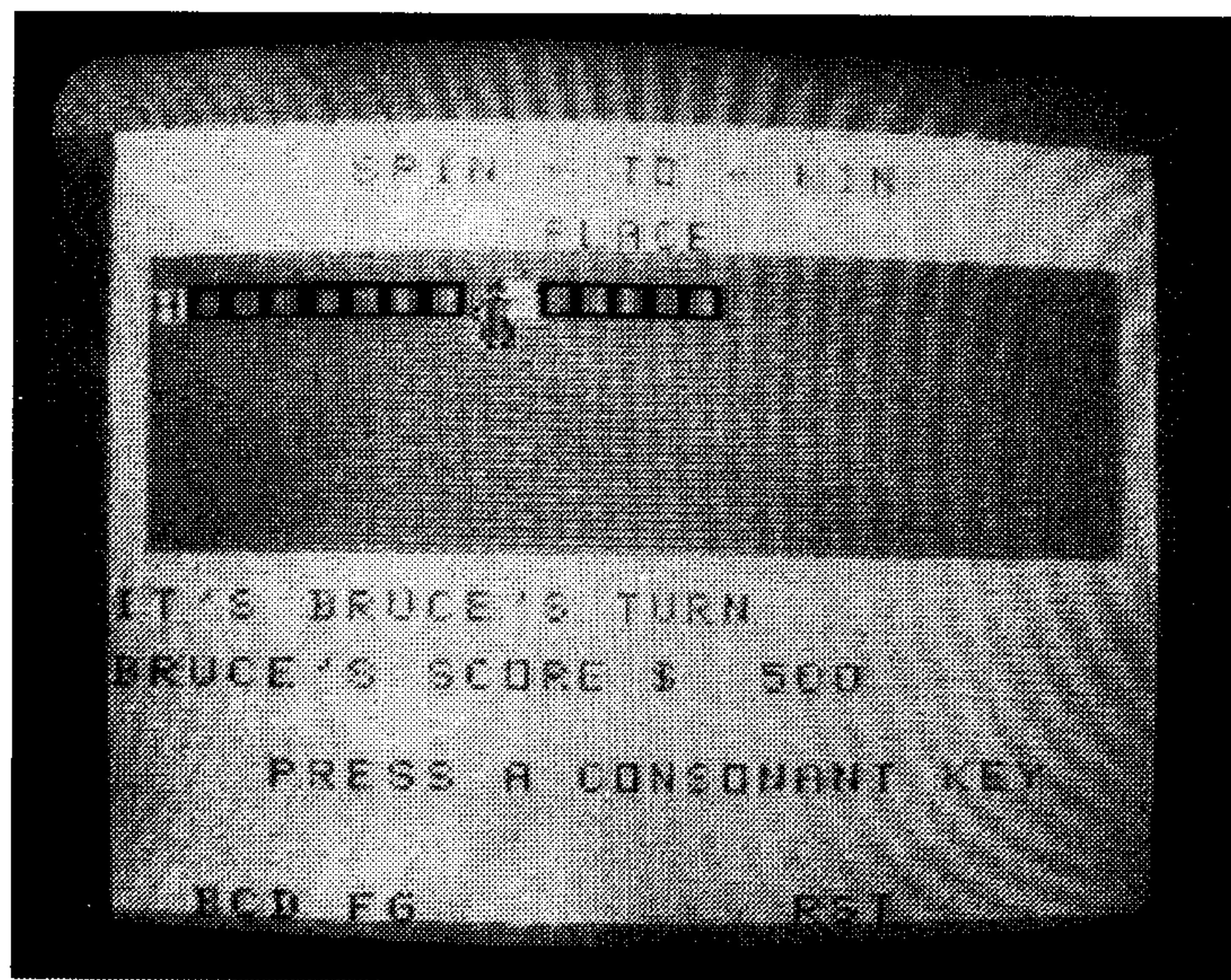
When you think of this game being played on a computer, I dare say that the first thing coming to mind would be the cosmically important wheel of chance. "The game" by ANY other name could only exist by the inclusion of that multi-colored wheel. You, of course, visualize what the wheel should look like on the screen and how it should react to a spin. Then you must also assume the limitation of the computer and the brilliance of the programmers to simulate such an action-packed device.

Well, between the two versions, QS-Wheel gives this the best effort. A round, red, white and blue wheel in the upper right corner "spins," via color changes, I believe. Also the letter blocks AND a line under the player's name blink through these colors at the same time. It's very distracting, and what's worse, there is NOTHING written on the wheel. It's completely blank! You are surprised each time the amount of money, free spin, bankruptcy or whatever appears on the screen. There's no anticipation, just whirling, blinking colors. If I don't know there's a \$5,000 marker lying between a bankrupt-

(See Page 49)



Screen from QS-Wheel



Screen from Spin to Win

USS—

(Continued from Page 45)

80 on disk. The author asks for a \$10 donation by those who use it. Send D,PRM to: Jack & BJ Mathis, 5941 E. 26th, Tucson, AZ 85711.

2ND EDITION OF EXCEPTIONAL GAMES

Two disks are offered separately. One is Exceptional Games II. Included are Platoon, Whitesnake, Poleracer and Bartender. The second disk contains Pirate's Notebook. The author asks for a \$3 donation for both disks. Send two diskettes with PRM to: Steve Patterson, 2351 Ragan Woods, Toledo, OH 43614.

CHRISTMAS SONGS

This collection of musical programs features animated graphics, sing-a-long words, low bass notes, unusual screen clears and good music. There are 14 songs included on this disk, plus a file called —FILEREAD which will explain features of each song. The songs include Angels We Have Heard on High, Let it Snow/Let it Snow, Caroling/Caroling, Deck the Halls, O Come All Ye Faithful, Santa Claus is Comin' to Town, Good King Wenceslas, Hark the Herald Angels Sing, We Wish You a Merry Christmas, Jingle Bell Rock, O Holy Night, Little Drummer Boy, O Christmas Tree and Sleigh Ride. The author asks for \$5. He will provide disk, mailer and postage. Order from: Bill K. Knecht, 815 Yorkshire, Pasadena, TX 77503.

LEGENDS—

(Continued from Page 46)

when it is at its weakest after a series of encounters. You have control of enough factors in the game—how you equip yourself, what magic potions you buy and carry with you, what difficulty level you set for the current venture, where you explore, how thorough your intelligence gathering is, what hidden puzzles you have figured out—to keep the game fairly fresh through the long hours of play. It is not nearly as confining as Tunnels of Doom. Patience is a prerequisite, but your patience will eventually be rewarded. Don't expect to finish the game in a day, either.

The game comes on two full disks (full in 4A terms) with a game booklet. If you

have double-sided or double density drives, the booklet recommends you copy the unprotected disks to a single disk to preclude a need for disk-swapping during play of the game. Frequent reference to disks is required as the game is many times as large as the memory capacity of the 4A. You can speed play up even more by playing from RAMdisk, as long as you have close to 720 sectors of RAMdisk to use, and can redesignate the RAMdisk as drive one. I have been playing the game from the 720 sector RAMdisk capability built into the 9640 as drive 5, but to do so, I went through the copied disk and changed all references to DSK1 to DSK5 instead. The program autoloads from XBASIC, but since I have altered my XBASIC to look for DSK5 instead of DSK1 anyway, it all works fine in my setup.

The game will be stimulating to some and a bore to others. I think I have told you enough to decide for yourself which category you will find yourself in. The game is superbly conceived and executed. It is by far the best game of the dice rolling D&D type for the 4A. Nothing else comes close. If you have found lesser efforts interesting in the past (Grannros' Old Dark Caves, Tunnels of Doom, the Doom of Mondular series, etc.), you will be enthralled by this one.

My ratings assume that you are interested in this type of game, and are given accordingly. If you were bored by such games in the past, there is a chance that this one is so much better that it will interest you this time, but don't count on it.

MUSIC—

(Continued from Page 47)

I found the documentation excellent. I recommended a small change or two, and the author obligingly said he'd fix them.

Practice makes for easier and better coding. I recommending starting small, with something not too world-shattering, like maybe a nursery rhyme set to music ("Baa, Baa, Black Sheep") or maybe the birthday song (Happy birthday to you...) just to get the coding under control. Lots of time for the big opuses later on.

About the "chop": this is the method Sellers uses to get four parts from three-tone generators. He rapidly alternates (or chops) the notes from any two of the four musical parts, as a xylophone is often

played. To my ears it is attractive, and I am pleased to be able to use chop with four parts, rather than be limited to three. When fewer than three parts are played, the unused generators are employed to intensify the quality of the sounds being produced.

The music student will be interested in writing his own music. This can be expedited by making an overlay for a piano or keyboard, writing the numbers for the appropriate keys and taping them in place. The suitable manipulation of fade and other factors can result in sounds like a calliope or banjo or music box (or bagpipes! Ugh!)

Coding music for the MP program is fun, a lot of fun. It's been an old dream of mine to record a melody, and while playing it back, to add a second accompanying voice, and while playing THOSE back to add a third, etc. I've been doing that with MP and enjoying myself hugely. I have yet to code a song that completely satisfies me (perfectionist that I am), but I have spent with it some of the most interesting hours of my years with the TI99/4A.

WHEELS—

(Continued from Page 48)

cy and a "lose your turn," why should I care? What is Quality 99 trying to protect me from? Have their protection schemes now graduated to include my psyche? Are they going to save me from the stress of fun and fantasy? Yes, and it's working, I don't feel a thing!

On the other hand, Spin to Win has NO wheel of any kind. The numbers just appear, drift across the screen and disappear about two-thirds of the way across, slowing down en route to simulate the wheel doing so. Of course, this lack of action is more than made up for by the little gar-girl that flips the letters over. Boy, will you wish that little critter was an option on a good run of letters.

Speaking of options, both programs have allowed for phrase file expansion. In the case of Spin, you may update the existing file by changing, deleting or adding to it. With Wheel you get to create a whole new file without destroying the one that comes with it. If you're lazy, Quality 99 will sell you additional files containing 50 phrases for \$4.95 each. I would also like to men-

(See Page 51)

Newsbytes

TI-74, 95, CC40 users get newsletter

According to Dan Eicher of Indianapolis, Indiana, TI is now publishing a free newsletter for owners of the TI-74 and 95.

For more information, write Programmable Calculator News, P.O. Box 53, Lubbock, TX 79408. A TI representative said that the publication may also be ordered by calling 1-800-TI-CARES.

Also, Eicher says, TI PPC Notes issues an annual compendium of new and information for owners of the CC40, TI-74 and 95. For more information, write PPC Publications, P.O. Box 1421, Largo, FL 34294-1421.

Recorded information for Dallas user group

The Dallas TI Home Computer Group now has a recorded announcement concerning the club's coming meetings at INFOMART, which can be reached by calling (214) 746-3297.

Club president Louis Guion said that the group normally meets on either the second or third Saturday, but since their affiliation with the Computer Council of Dallas requires that they meet whenever the CCD meetings can be scheduled, this phone recording has been established so members and guests can check dates and times.

Meetings are open to guests at no charge. Guion says free parking is available at INFOMART, where more than 50 computer and computer supply vendors display their wares in the basement during meetings. He notes that several have TI99/4A merchandise and many have ribbons, paper and other computer-related items.

Membership in the group is \$15 per year. For information, write the group at P.O. Box 29863, Dallas, TX 75229 or call Richard Roberts (214) 579-7822.

TI-KEEP updated

The TI-KEEP BBS, (805) 499-5415, now runs 300/1200/2400 baud, according to sysop Greg McGill.

He says message bases include The Pub (general conversation, TI clubhouse (TI only), Computers and Software, Discussions

and Opinions (voicing opinions and political or other discussion), Jokes and Funny stuff, Gameroom & Adventuring, Trading Post and the Never Ending Story (a user-added story about anything).

Other online features are three categories of text files: TI99/4A information, General Texts and Joke and Demented files.

The TI-NET gameroom includes a casino with six games of chance. McGill says he has adapted the eight games and other programs from Techie BBS software to TI-NET. These are TI-Country Club Golf, Warewolf Adventure, Mars Adventure, the original Techie Adventure, Raspion Adventure, Battleship, a Biorhythm Calculator and a Football Bookie simulation.

The BBS supports private E-mail and public Automessages. A TI BBS list of most of the TI supporting BBSes in the United States was supplied by Jim Thomas of the Capricorn BBS. An online RLE for Omega callers is an original piece of art depicting the KEEP.

McGill says persons who call and mention they read about the BBS in MICROpendium will be given access without validation.

Company branch announces policies

Barry Traver of Genial Computerware has announced that all correspondence or orders for the Genial TRAVeLER or the John Calvin project should be addressed to Barry Traver, Editor, Genial Computerware, 835 Green Valley Dr., Philadelphia, PA 19128. Phone is (215) 483-1379.

Correspondence relating to or orders for other Genial Computerware products, such as XBasher, XB:Bug, GRAM Packer, Horizon RAMdisk EPROM or Remind-Me, should be addressed to Genial Computerware, Box 183, Grafton, MA 01519 (the Boston branch of the company).

Traver says the two branches operate semi-independently, and the Philadelphia branch is at present behind in correspondence and publication, but has established a schedule to catch up.

Current prices are \$24 for the John Calvin project (six floppy disks); \$36 for Volume 1 of Genial TRAVeLER (six issues of the "magazine on disk" plus free bonus

disks), \$36 for Volume 2 of Genial TRAVeLER (six issues) or \$65 for Volume 1 plus Volume 2 of Genial TRAVeLER (if ordered together).

Since issuing his announcement, Traver has undergone emergency retinal surgery, and has been temporarily medically barred from computer and reading activity.—Ed.

GENIE adds services for subscribers

Comp-u-store OnLine is now available to GENIE subscribers in the U.S. and GENIE has reduced its \$2400 baud surcharge from \$10 to \$7.50 per hour and added 44 cities which will have local telephone access to the network.

The Comp-u-store service offers a database of more than 250,000 products at 10 to 50 percent less than manufacturers' suggested list prices, according to William Loudon, GENIE general manager.

The basic rate for the GENIE service is still \$5 per hour for non-prime time access at either 300 or 1200 baud, and the new reduced rate for 2400 baud access is now \$12.50 per hour instead of \$15 per hour.

New cities with local access to GENIE are:

- Alabama:** Huntsville and Montgomery.
- Arkansas:** Bentonville and Fayetteville.
- California:** Corona, Rancho Bernardo, Thousand Oaks, Vallejo and Visalia.
- Colorado:** Greeley.
- Florida:** Ft. Myers, Naples, Sanford, Sebring and Starke.
- Illinois:** DeKalb, Joliet and Naperville.
- Indiana:** Kokomo.
- Louisiana:** Alexandria and Mandeville.
- Massachusetts:** Quincy.
- Michigan:** Farmington Hills and Marquette.
- New Jersey:** Atlantic City, Cherry Hill, Perth Amboy and Raritan.
- New Mexico:** Las Cruces.
- New York:** Elmsford and Glens Falls.
- North Carolina:** Fayetteville and Newton.
- Ohio:** Mason and Youngstown.
- Oregon:** Corvallis.
- Pennsylvania:** Bloomsburg, Langhorne and Reading.
- Tennessee:** Bristol.
- Texas:** Beaumont, Lufkin and Sherman.

(See Page 51)

Newsbytes

(Continued from Page 49)

Virginia: Harrisonburg.

GENie has a number of RoundTable groups, including one for the TI99/4A. Scott Darling is TI sysop on GENie.

For further information, call GENie Client Services at 1-800-638-9636.

TICOFF '88 set

TICOFF '88 is scheduled for March 26, 1988, at Roselle Park High School in Roselle Park, New Jersey.

This year's show will be an "Orphans & Clones" show, piggybacking MS-DOS, PC compatibles, according to Robert Guellnitz, co-coordinator.

This is TICOFF's third year. Admission is \$5 and all proceeds go to the scholarship fund of Roselle Park High School's student council. In the past two years, more than \$4,000 has been raised for scholarships for deserving students, according to Guellnitz, who is student council advisor at the school and science supervisor for the Roselle Park public schools. The project has received a "Top Ten Projects Award" from the New Jersey Association of Student Councils.

Guellnitz says any attendee who prepays admission will be sent a coupon entitling him to one free disk of public domain software (indicate if IBM or TI software is desired).

The student council is running a "swap shop" where, for a tax deductible commission of 10 percent, any attendee can offer for sale any unwanted computer materials (no "pirated" materials allowed).

To prepay, send a check for \$5 and a self-addressed stamped envelope to TICOFF, 185 West Webster Ave., Roselle Park, NJ 07204. For further information, call (201) 241-8902 or 241-4550.

Tigercub reduces software prices

The 130 programs in the Tigercub Software catalog have been reduced to \$1 each, plus \$1.50 per order (not per program) for the cost of cassette or diskette and mailing, according to Jim Peterson of Tigercub Software.

Minimum order is \$10. Cassette orders will be filled only until stocks of blank cas-

ettes are used up, Peterson says.

The 18 Full Disk Collections have been reduced to \$5 each, postpaid, minimum order \$10.

The four Tips from the Tigercub disks are still available at \$10 each, and the three Nuts & Bolts disks at \$15 each, postpaid.

Tigercub has also prepared three "Care" disks full of text files, mostly consisting of tips and lessons on programming. These were intended primarily for free distribution to user group newsletter editors in exchange for their newsletters, but they are available to anyone else for \$5 per disk, postpaid.

Peterson says Tigercub is attempting to maintain a current and accurate address/phone listing of TI user groups, based on return addresses from newsletters, listings in MICROpendium and other current sources. This listing may be downloaded from the Central Ohio 99ers TIBBS, (614) 263-3412, or may be obtained on disk from Tigercub for \$1.50.

For further information or to order, write Tigercub Software, 156 Collingwood Ave., Columbus, OH 43213.

Horizon lowers prices

David Romer of Horizon Computer Limited announced new reduced prices for the Horizon RAMdisk. The new prices are \$45 for the PC board, manual and software, \$38 for the PC board only (no minimum purchase required), \$195 for a constructed 192K (DSSD) card with manual, software and a 90-day warranty. Prices include shipping in North America.

Cartoon disk offered

A flippie disk containing 25 cartoons by Hopeton Willis, *The Art of Hopeton*, is available in either TI-Artist, Joypaint 99 or GRAPHX format (two disks in GRAPHX format).

Many of the cartoons have been printed in the TITEX newsletter. Jay S. Leber, newsletter editor, says the cartoons are not colored or filled and are easily modifiable. He notes that several of the cartoons are "explicitly X-rated."

The TI-Artist or Joypaint 99 version is available for \$10 postpaid and the GRAPHX version for \$11.

Users should specify format desired

when ordering and make checks payable to Leber. Write him at 36 Fox Place, Hicksville, NY 11891.

Those who order will receive Leber's program series CAP N SPEAK which he says allows the speech synthesizer to read any DV/80 file aloud. He says CAP N SPEAK can read letters, documentation and BBS buffer dumps regardless of their length of content. The programs require TE II, Extended BASIC (or Myarc XB) and the Speech Synthesizer.

USERS GROUPS—

(Continued from Page 42)

Outside U.S.

Canada

Mauricie 99, a/s Jean-Luc Brousseau, 930 Des Saules, Trois Rivieres, Quebec, Canada G8Z 2K5 (updated address). Phone: (514) 374-9638. Founded 1982. Meets each Wednesday September-June. Newsletter, also on disk, *le ti-MOT*, 3130 Laviolette, Trois-Rivieres, Quebec, Canada G8Z 1E7. Annual dues \$20 (Canadian).

France

FANA T.I. 99, c/o Henri Espi, Residence Le Poseidon, 66750. Saint Cyprien Plage. France or c/o Daniel Masse, 85 Bd Jean Juarez, 54000 Nancy, France. The nationwide club corresponds via a diskette journal.

WHEELS—

(Continued from Page 49)

tion that QS has come up with some great ideas on how to turn this into an educational game that I had never thought of. Some of them are downright ingenious. I won't tell you about them because, if I did, you wouldn't have *any* reason to buy it. I promise, they are really interesting ideas.

Both the games worked, which means they didn't crash, but somebody forgot the RANDOMIZE statement in the Quality 99 version. I started the game six times and it came up with the same phrase first time, every time. Also, unless I have the world's worst luck, I think I got way too many "bankrupts." It seemed like I was getting an awful lot of "free spins," too. (It's pos-

(See Page 52)

User Notes

c99 bug

There is a small bug in Versions 1.3 and 1.31 of Clint Pulley's c99 programming language. The filename for #include is truncated to six characters after DSKn. This will be corrected in future releases. To avoid the problem, use filenames consisting of six and fewer characters.

WHEELS—

(Continued from Page 51)

every time. Also, unless I have the world's worst luck, I think I got way too many "bankrupts." It seemed like I was getting an awful lot of "free spins," too. (It's possible that I missed parts of the game. My wife told me that I got a real funny look on my face as the wheel went around. I can't remember. Maybe it was the blinking lights . . . I think I'm falling in love with my pet rat, Arnold!)

In desperation and pure boredom, I turned the games over to my teenaged daughter and sat back to watch her play. I hadn't said a word to her about my opinions, but she voiced every one of my frustrations as she played. Of the two games, we both preferred the Harrison version. At least it played like it was correctly programmed, and in spite of the slowness of it, had a certain cute appeal. The selection of prizes in round four was an interesting touch and the fact that there was a separate phrase file for the last round helped add difficulty to the game play.

Neither was one that I would write home to mother about, and I want to make one thing very clear: **I do not hate games!** I love good games that are well thought out and programmed properly. They don't have to be all assembly or some other high class language to please me. I have seen other versions of this game, including an excellent fairware version, that I like very much. I am sure that the people involved would like to take me out in the back alley, but I would rather they gave some serious thought to what they are doing and a little more respect to the intelligence of the TI community, and go back to the drawing board for another crack at it.

Use discovered for edge character

This comes from Mark Shafer of the Bluegrass 99 Computer Society, Lexington, Kentucky. He writes:

I have just discovered a use for the edge character. Hold on to your hats 'cause it's a wild one. Type in the following code:

```
100 CALL CLEAR :: CALL SCREE
N(7):: FOR X=1 TO 8 :: CALL
COLOR(X,2,16):: NEXT X :: CA
LL VCHAR(1,31,31,96):: CALL
HCHAR(7,30,31)
110 CALL HCHAR(8,2,32):: ACC
EPT AT(7,1)SIZE(-28):A$ :: D
ISPLAY AT(15,1):A$
120 CALL KEY(0,K,S):: IF S=0
THEN 120
```

When you run the program, just type anything. Watch what happens when the cursor reaches the edge character I put in column 30. You are no longer limited to one line as usual with the ACCEPT AT command. The screen may look funny, but you don't need to use a colored edge character to do this trick.

What is happening is when the computer executes an ACCEPT AT, it remembers what screen address (row/column) to end the input. By putting the edge character there, the cursor will skip the next four characters, thinking it reached an end of a line. The cursor never reaches the ending screen address.

A word of caution: Insert will cause characters to be dropped off the end of the string and Delete doesn't work properly on the first line. Erase works fine, though. Also, string variables are limited to 255 characters. Enter more than that and you'll lose characters.

Reader to Reader

Harold K. Liter, of 732 W. 14th St., Gardena, CA 90247, is seeking to exchange information with Pascal users. Readers who have an interest in Pascal and the TI99/4A p-system are encouraged to contact him directly.

The Reader to Reader column is designed to put readers in touch with each other. Anyone with a specific problem or question that may be answered by other readers is encouraged to submit an item.

Limited RECALC

Need to recalculate one cell in a Multiplan spreadsheet but don't want to wait for the entire sheet to recalculate? Easy enough. Set the pointer to the cell and press E for edit. Only that cell will be recalculated.

NLQ font for NEC, Prowriter

Owners of the NEC8023A and C. Itoh Prowriter can have "correspondence quality" output with a circuit board available from a supplier in New York.

According to Jack Shattuck, who installed the board on his NEC 8023A, the board replaces the high-density font replaces the proportional font. The new font is of uniform width (91 characters per line). It is available for \$30 from: House of Hardware, RD #1, Box 227; Burdett, NY 14818. There is an additional \$5 shipping charge.

According to Shattuck, installation takes about an hour, and requires a soldering iron and solder sucker.

Categorical Cataloger

What do you do when you want to find out what D/V80 files you've got on a disk? You catalog every file and program on the disk, that's what you do. It's time-consuming, for sure, and inefficient. But there are ways to change this, and the Categorical Cataloger, CATCAT for short, is one of them.

CATCAT, by Jack E. Shattuck, of Wilmington, Delaware, allows the user to catalog a disk by file type. So, if you want to see what D/V80 files are on a disk, you select that file type from the program's menu and that's what you'll get.

(See Page 53)

User Notes

(Continued from Page 52)

The program allows the user to select several file types — Display/Variable, Display/Fixed, Internal/Variable, Internal/Fixed and Program. It can be used with multiple disk drives and runs out of Extended BASIC. There is also an option to output the catalog to a printer.

Accompanying the catalog listing is a running total of sectors used for files in the category being scanned. The filename and size appear as well as the total number of used and available sectors on the disk.

The basis for the program is Jim Peterson's Tips from the Tigercub No. 27, released during the fall of 1985. "At that time, Jim provided an annotated version of his catalog program, which helped me analyze which parts were crucial to what I needed to do," writes Shattuck.

(As a reminder to readers, the numbers that appear at the end of each program line are created by the CHECKSUM program published in the October 1987 edition. It is not necessary to include them when entering the program.—Ed.)

```

100 !CATCAT by Jack Shattuck
    with thanks to Jim Peterson
    !102
110 OPTION BASE 1 :: DIM PG$(
    (127),V(127,3)!172
120 T$(1)="d/f" :: T$(2)="d/
    v" :: T$(3)="i/f" :: T$(4)="
    i/v" :: T$(5)="pgm" :: ON WA
    RNING NEXT !192
130 DISPLAY AT(1,1)ERASE ALL
    : "Your choice to catalog?":
    : "1) display/fixed": "2) dis
    play/variable": "3) interna
    l/fixed": "4) internal/variab
    le": "5) program" !021
140 ACCEPT AT(1,28)VALIDATE(
    "12345"):TYPE !015
150 IMAGE ### !215
160 ! IF YOU HAVE MORE THAN
    ONE DISK DRIVE, DELETE THE !
    IN LINE 180 AND THE FIRST
    STATEMENT IN LINE 200 !083
170 ! next line needed only
    for multiple-drive systems !
    003
180 !DISPLAY AT(12,6): "DISK?
    (1-3): 1" :: ACCEPT AT(12,1
    9)SIZE(-1)VALIDATE("123"):D$
    :: D$="ISK"&D$&". " !226

```

```

190 DISPLAY AT(15,1): "Use Pr
    inter (Y/N)? N" :: ACCEPT AT
    (15,20)SIZE(-1)VALIDATE("NYn
    y"):PR$ :: IF PR$="Y" OR PR$
    ="y" THEN YES=1 !249
200 D$="ISK1." :: OPEN #1:D$
    ,INPUT ,RELATIVE,INTERNAL ::
    INPUT #1:N$,A,J,K :: DISPLA
    Y AT(1,3)SIZE(27)ERASE ALL:S
    EG$(D$,1,4)&" - Diskname= "&
    N$; !204
210 GOTO 440 !008
220 IF YES<>1 THEN 230 :: OP
    EN #2:"PIO" :: PRINT #2:"":K
    IND$;" files on":SEG$(D$,1,4
    )&" - Diskname= "&N$ !125
230 DISPLAY AT(2,3): "Availab
    le=";K;"Used=";J-K:" Filena
    me Size Type P": " -----
    ----- -" :: I,VT
    =0 :: TT=J-K !174
240 IF YES<>1 THEN 250 :: PR
    INT #2:"Available=";K;"Used=
    ";J-K:"Filename Size Type
    P": "----- ---- ----
    -" !166
250 FOR X=1 TO 127 :: IF X/1
    8<>INT(X/18)THEN 290 !173
260 GOSUB 420 :: DISPLAY AT(
    23,1): " Stop(0) or More(1):
    ?" !060
270 CALL KEY(0,K,S):: IF K=4
    8 THEN 400 ELSE IF K=49 THEN
    280 ELSE 270 !058
280 CALL HCHAR(5,1,32,608)::
    X=1 !120
290 I=I+1 :: GOSUB 420 :: IF
    I>127 THEN K=X :: GOTO 400
    !105
300 INPUT #1:P$,A,J,B :: NN=
    NN+1 !203
310 IF LEN(P$)=0 THEN 400 !2
    51
320 IF ABS(A)<>TYPE THEN 300
    !List only what you want to
    see !240
330 DISPLAY AT(X+4,3):P$ ::
    PG$(NN)=P$ :: DISPLAY AT(X+4
    ,14):USING 150:J :: DISPLAY
    AT(X+4,19):T$(ABS(A)):: V(NN
    ,1)=A !252
340 IF YES<>1 THEN 350 :: PR
    INT #2:P$;TAB(12);J;TAB(17);
    T$(ABS(A));:: IF V(NN,1)<1 T
    HEN PRINT #2:TAB(24);"Y" ELS
    E PRINT #2:TAB(24);"" !114

```

```

350 V(NN,2)=ABS(B):: V(NN,3)
    =J !221
360 X$=" "&STR$(B):: IF TYP
    E=5 THEN 370 ELSE DISPLAY AT
    (X+4,22):SEG$(X$,LEN(X$)-2,3
    )!063
370 VT=VT+J :: IF A>0 THEN 3
    80 :: DISPLAY AT(X+4,26):"Y"
    !101
380 SX=VT :: CALL KEY(0,KK,S
    T):: IF ST=0 THEN 390 :: FLA
    G=1 :: GOTO 400 !009
390 NEXT X !238
400 CALL HCHAR(23,1,32,32)::
    CLOSE #1 :: IF YES=1 THEN P
    RINT #2:"": "Sectors =";TAB(1
    2);SX :: CLOSE #2 !237
410 END !139
420 DISPLAY AT(24,1)SIZE(-13
    ): " Sectors: " :: DISPLAY
    AT(24,14):SX :: RETURN !070
430 CALL HCHAR(23,1,32,32)::
    RETURN !231
440 IF TYPE=1 THEN 450 ELSE
    IF TYPE=2 THEN 460 ELSE IF T
    YPE=3 THEN 470 ELSE IF TYPE=
    4 THEN 480 ELSE IF TYPE=5 TH
    EN 490 ELSE 220 !058
450 KIND$="Display/fixed" ::
    GOTO 220 !158
460 KIND$="Display/variable"
    :: GOTO 220 !215
470 KIND$="Internal/fixed" :
    : GOTO 220 !006
480 KIND$="Internal/variable
    " :: GOTO 220 !063
490 KIND$="Program" :: GOTO
    220 !091

```

Copying slashes with Geneve

The Geneve doesn't take kindly to slashes, or so it seems. Any file or program name that includes a slash needs to be modified when copying. If this isn't done, the results may be unpredictable, including loss of other files on a disk.

When copying such files, for example, surround it with quote marks. Example: A> COPY "SYSTEM/SYS" B:

Avoid using the wildcard character to copy several similarly named files or programs if any of them include slashes. The

(See Page 54)

User Notes

(Continued from Page 53)

quote marks are not counted as part of the filename.

Geneve users will notice that slashes are actually read as periods, similar to PC or MS DOS.

Reset switch has possibilities

This reset switch mechanism, designed by John Willforth, appeared in the newsletter of the West Penn 99'ers, Jeanette, Pennsylvania. Readers should use caution when making hardware modifications and undertake them at their own risk.

The advantages of this reset mechanism is that the 4A can be reset without turning it off, a cartridge can be inserted without a reset, and normal operation is also supported.

Diagram 1 depicts the modifications you'll need to make to the 4A GROM port connector. We're reproduced it without modification.

There are two switch options: The one switch option and the two-switch option. The wiring on the GROM port connector is the same regardless of which option you use.

The one switch option (see diagram 2) uses a switch that has three positions, labeled X, Y and Z. Unfortunately, the switch may be difficult to find since it was used primarily in minicomputers in the 1960s and '70s. With the switch in the Y position (center), the user may insert a cartridge into the console with no reset occurring. This is useful for screen dumps of cartridges.

The X position (push and release the spring-loaded switch) allows the console to receive a reset signal. This is useful for freeing a locked console without having to turn it off.

The Z position (normal, the switch remains in this position when selected) puts the cartridge slot into the mode that TI originally designed.

Refer to diagram 3 for a depiction of the switching mechanism.

The two-switch option requires a single-throw, single-pole switch (STSP) with an open or closed circuit. Also required is a second push-button switch that produces a momentary contact when pressed. See diagram 4.

The two switches may be used to perform the same tasks as the one switch op-

tion. The push-button switch is used for the reset signal while the STSP switch is used to select the normal and non-reset modes. Refer to diagram 5.

User Notes is a column of tips and ideas designed to help readers put their computers to better use. The information provided here comes from many sources, including TI user group newsletters. MICROpendium pays \$10 for any item sent in by readers that appears in this column. Mail User Notes to MICROpendium User Notes, P.O. Box 1343, Round Rock, TX 78680.

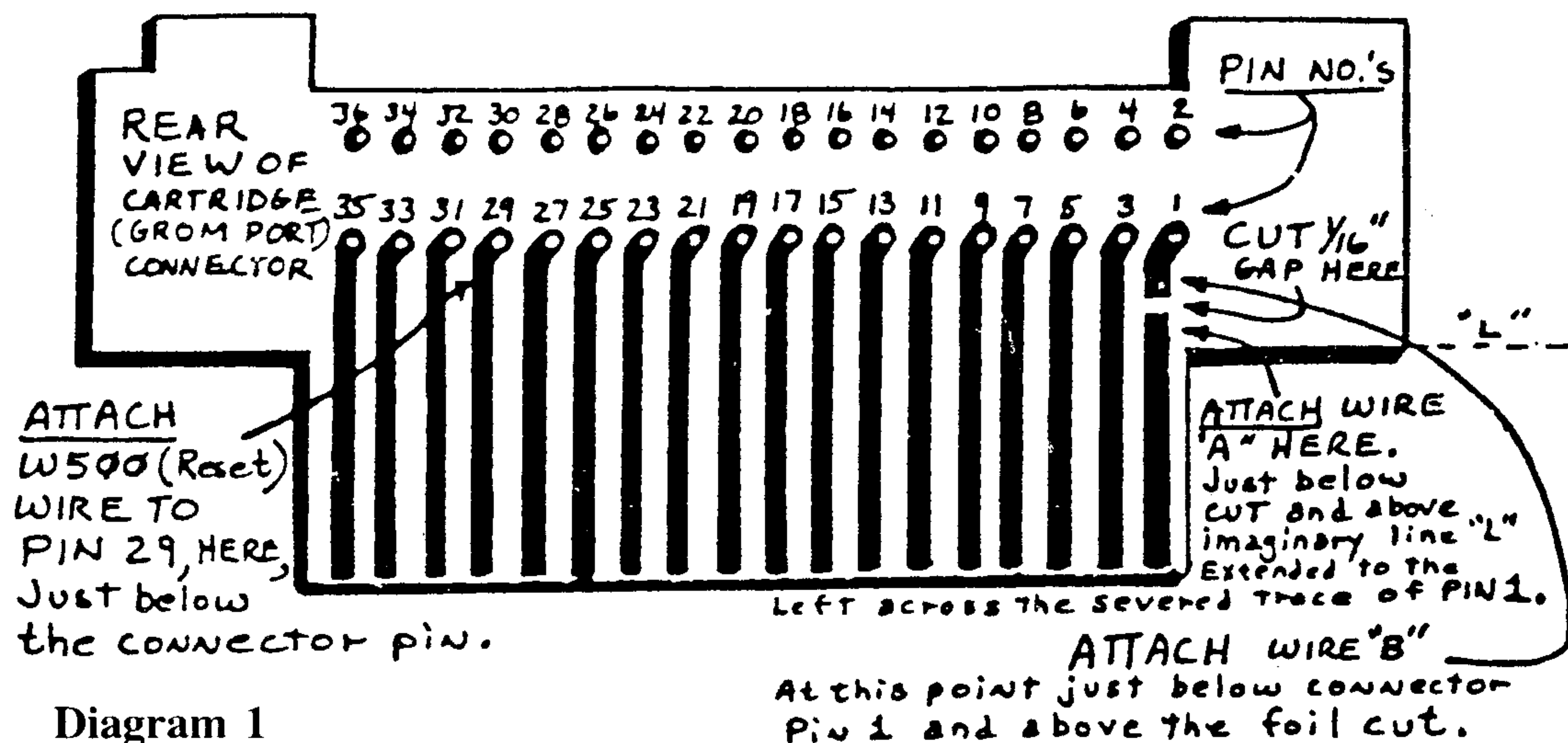


Diagram 1

One Switch Option




Diagram 2

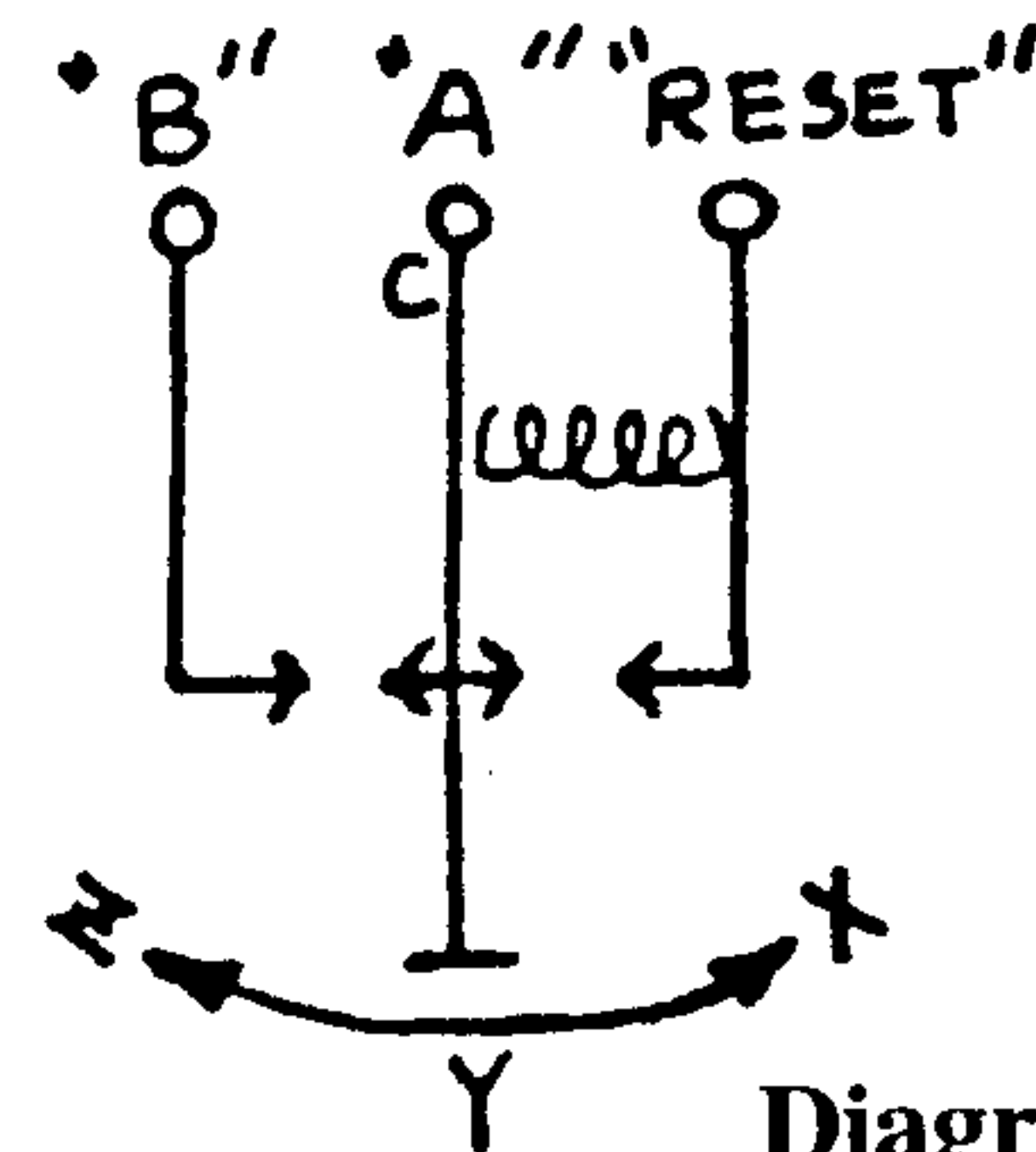



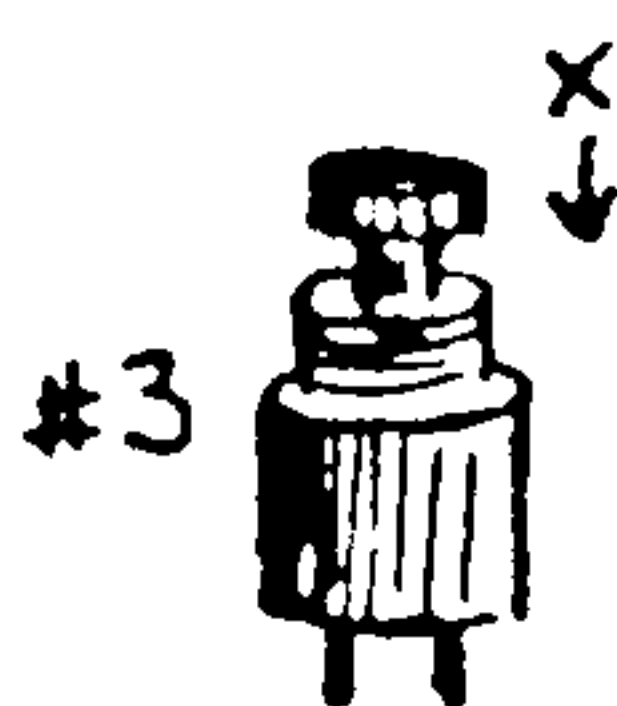
Diagram 3

Diagram 4

Two Switch Option



STSP switch



Momentary contact switch

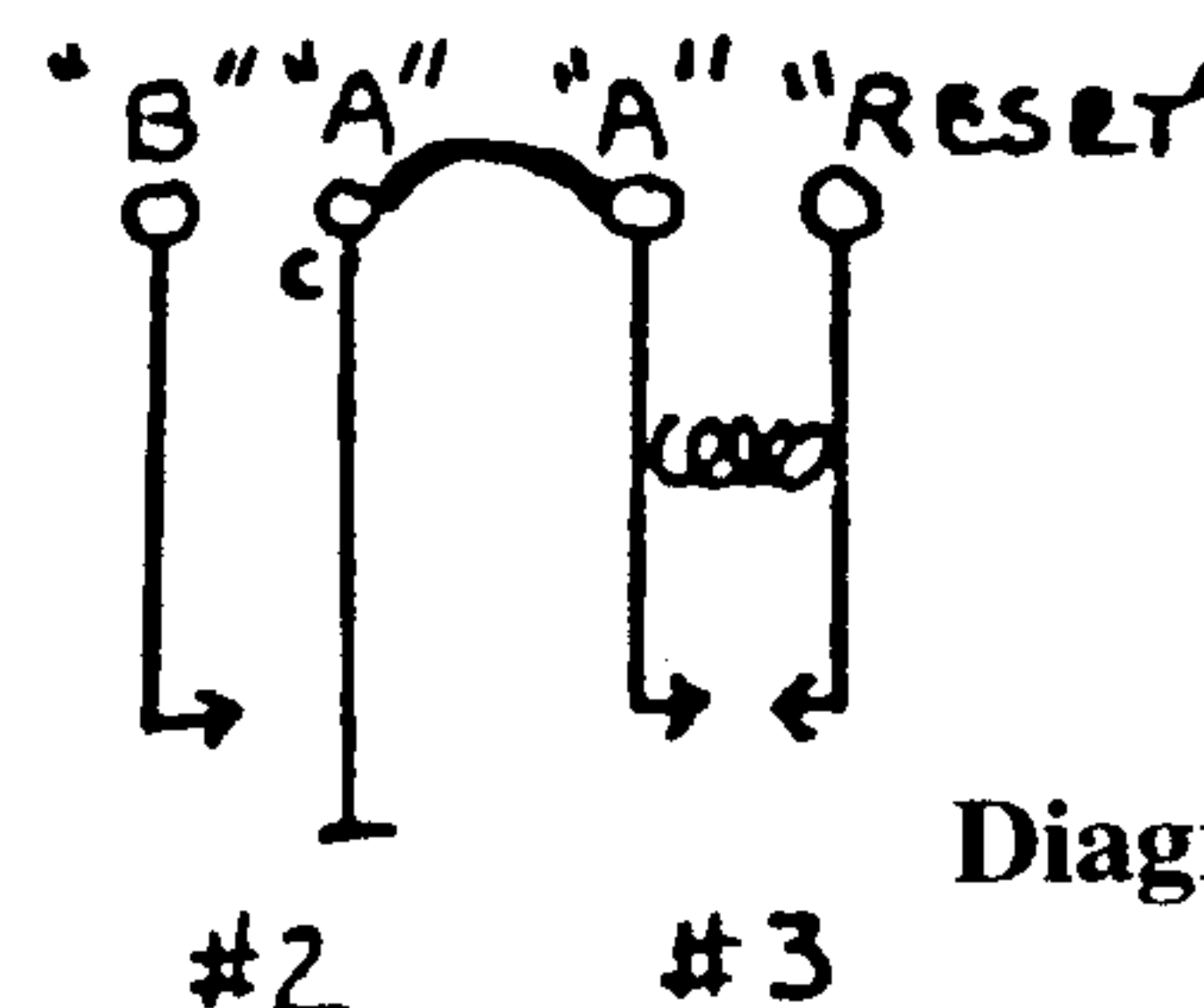


Diagram 5

Classified

Software

BA-WRITER V 1.4 UPDATE

BA-WRITER V 1.4, now available, is the Mail Merge Active version. It is compatible with all known peripherals (Horizon RAM Disk placed at CRU above >1100 included). It will be distributed by:

Mrs. LaVerne Searcy
10767 Jamacha Blvd. #175
Spring Valley, CA 92077. v4,n11

WRITE YOUR OWN TITLES

Video "movie" makers, give that special touch to your productions. Create professional titles with the Roll Credits title generator. For more info send SASE to: Newcastle Enterprises, P.O. Box 31881-MP1187, Phoenix AZ. 85046.

v4,n11

BIRDSTRIKE

A special holiday half-price sale on this exciting and humorous action game. BIRDSTRIKE is a different kind of game with many clever touches, stunning graphics, music, animation and speech (speech synthesizer is optional). Every game is different. Special price is \$7.50. Specify disk or cassette. Extend-

Policy

The cost of classified advertising is 25 cents per word. Classified display (i.e., special formatting or graphics) is \$9 per column inch. Classified advertisements must be paid in advance. Classified advertisers may request a category under which they would like their advertisement to appear, but the final placement decision is the responsibility of the publisher.

Classified deadlines will be kept open for as long as practical. For the purpose of classified advertising deadlines, any classified ad received later than the first day of any month cannot be assured of placement in the next edition. We will do our best to include every advertisement that is submitted in the earliest possible edition.

The publisher offers no guarantee that any advertisement will be published in any particular issue. Any damages that result either from errors in copy or for failure to be included in any particular edition will be limited to the amount of the cost of the advertisement itself. The publisher reserves the right to reject any advertisement.

The advertiser may elect to publish the advertisement in subsequent editions at the same charge, payable prior to publication. The deadline for carryover classifieds is the same as for new advertising.

In submitting an ad, please indicate whether you would like a refund if it is not published in the requested edition or whether you would like us to hold it for the next edition. Cancellations and refunds cannot be made after the second day of the month.

Send classified advertising to: MICROpendium, P.O. Box 1343, Round Rock, TX 78680.

Software

ed BASIC required. Jackson Software, Attn: P. Volkert, 34 Village Ct., Laconia NH 03246. v4n10

CHECKBOOK RECONCILE \$29.95

Balance to the penny every month. Rocketman Checkbook Program. See our program review in August 1987 MICROpendium. California Programs, 4426 Appian Way, El Sobrante, Ca. 94803. 415-222-1626. v4n12

Systems

FOR SALE

Used TI modem, P-code card, modules, programs for sale. Write or call for complete list. Steve Venable, 1015 W. 7, Plainview, TX 79072. 806/293-3658, 3203. v4n10

FOR SALE

TI99/4A, B&S, PEB, SSd, speech RS232, 32 MC, TV/mod, EXBASIC, TI sticks, comp w/cables and software. Wold, 2008 Sandpiper, McAlester, OK, 74501, (918)423-7045 \$305, \$330 or best offer. v4n10

Magazine binders

Keep your MICROpendium collection in order and good condition with a set of plastic magazine holders. The holders fit most three-hole binders and are suitable for use with other publications. The cost of these holders is \$3.00 for a set of 12. Shipping and handling costs are included. Please allow 3-5 weeks for delivery.

Fill out this form and mail to MICROpendium Holders; P.O. Box 1343; Round Rock, TX 78680. Include \$3.00 for each set of 12 holders. Texas residents add 7% sales tax.

Name _____

Address _____

City _____ State _____ ZIP _____

Miscellaneous

Texas Instruments

TI-99/4a

Hardware & Software

DataBar, MG, Myarc, Star, McCANN, Proto-Board, Bonyard Bk, Modems, Cables, Printers, Books.

* Joysticks by Amiga for the TI * \$12.00

* PerCom Disk Drive/w Controller \$225

Speech Editor \$20, Side Port Ext. Cable &

Cart-Port Ext. Cable \$25 ea, Plato \$45

*P-Code Card/w Software \$159. TI Manuals

9900, 9901, 9902, 9904, 9918, 9919, 9995 CALL

TI Extended Basic \$39, used Consoles \$60

TPA \$22.50 & Font Disk 1 \$11.50 same day UPS

Yes, we stock most Hardware & Software

If We Don't Have it, We Can Get it!

L.L. CONNER ENTERPRISE

COMPUTER & ELECTRONICS

1521 Ferry Street

Lafayette, IN 47904

Call 317-742-8146 or 317-423-4879

v4,n12

Visa or M/C Accepted



The LEADING monthly devoted to the T199/4A



Subscription Fees

\$20 for 12 issues via domestic third class mail
 \$25.25 for 12 issues via domestic first class mail
 \$25.25 (U.S. funds) Canadian or Mexican delivery
 \$23.50 (U.S. funds) for 12 issues foreign delivery via surface mail
 \$37.00 (U.S. funds) for 12 issues foreign delivery via air mail
Outside U.S., pay via postal or international money order; personal checks from non-U.S. banks will be returned

Address Changes

Subscribers who move may have the delivery of their most recent issue(s) delayed unless MICROpendium is notified six weeks in advance of address changes. Please include your old address as it appears on your mailing label when making an address change.

Back Issue Policy

Back issues of MICROpendium are available to subscribers only. Those wishing back issues may notify us of the issue(s) desired and include \$2.00 per issue desired in a check or money order. No shipping charge in U.S., Canada and Mexico; Texas residents add 7% sales tax. For foreign delivery, add 50 cents per issue surface mail, \$2 per issue surface mail. No discounts on orders of sets. All prices U.S. funds. **OUT OF STOCK: Vol 1, nos. 1-2**

Send me the next 12 issues of MICROpendium. I am enclosing \$ _____ in a check or money order in U.S. funds. Mail to: MICROpendium, P.O. Box 1343, Round Rock, TX 78680

Name _____

Address _____

City _____

State _____ ZIP _____

The set of numbers on the right of your mailing label indicates the cover date of your last issue.

v4.n10

P.O. Box 1343, Round Rock, TX 78680
Postmaster: Address Correction Requested

FIRST-CLASS MAIL
 U.S. POSTAGE PAID
 ROUND ROCK, TX
 Permit No. 533