

Covering the TI99/4A, the Myarc 9640 and compatibles


# MICROpendium

Volume 4 Number 1

February 1987

\$1.50

## Using Logo



The turtle comes out of its shell

## Reviews

TI-Mouse

TI-Tax

## User Notes

Save and recall screens while running Extended BASIC programs

## Inside

Mack McCormick on things to come

J. Peter Hoddie on XBII and TI-Artist


Regena on combining BASIC colors

.....Texas Instruments TI-99/4A — COMPUTERS, COMPONENTS AND SOFTWARE.....

# TEX+COMP<sup>™</sup>

America's Number One TI computer retailer  
TI-99/4 PRODUCTS AT PROFESSIONAL PRICES

The largest selection  
of software  
for the  
TI-99/4A



Tex Comp continues to stock the world's largest selection of TI Software. The TI Software library on module, disk and cassette was developed from 1979-1983 at a cost of millions and is considered the best in the home computer software field. TI utilized the talents of such industry leaders as Scott Forsman, Milton Bradley, Microsoft Corp., Scott Adams, Addison Wesley Publishing, DLM, Milliken Publishing, Scholastic Inc., Imagic, Spinnaker and the list goes on and on.

## MANAGEMENT

### INFORMATION MANAGEMENT MODULES

PHM 3006	Home Financial Decisions	4.95
PHM 3007	Household Budget Mgt.	4.95
PHM 3012	Securities Analysis	19.95
PHM 3013	Personal Record Keeping	15.95
PHM 3018	Tax/Inves Rec Keep (Disk Req.)	4.95
PHM 3022	Personal Real Estate	4.95
PHM 3044	Personal Report Generator	10.95
PHM 3035	Terminal Emulator II	9.95
PHM 3111	Ti Writer (word processing)	29.95
PHM 3113	Multiplan (spreadsheet)	24.95

### DISKETTE PROGRAMS

PHD 5001	Mailing List (PIO Upgrade)	12.95
PHD 5003	Personal Financial Aids	9.95
PHD 5021	Checkbook Manager	9.95
PHD 5022	Finance Manager	19.95
PHD 5024	Inventory Management	19.95
PHD 5027	Invoice Management	19.95
PHD 5029	Cash Management	19.95
PHD 5038	Lease/Purchase Decisions	9.95
PHD 5075	Ti Writer/Multiplan Upgrade	9.95

### CASSETTE PROGRAMS

PHT 6003	Personal Financial Aids	9.95
PHT 6038	Lease/Purchase Decisions	9.95

## EDUCATION

### MODULES

PHM 3002	Early Learning Fun	4.95
PHM 3003	Beginning Grammar	4.95
PHM 3004	Number Magic	4.95
PHM 3008	Video Chess	14.95
PHM 3010	Physical Fitness	9.95
PHM 3020	Music Maker	9.95
PHM 3021	Weight Control & Nutrition	10.95
PHM 3084	Touch Typing Tutor	9.95
PHM 3109	Ti Logo II (32K req.)	19.95
PHM 3015	Early Reading (Speech)	9.95
PHM 3043	Reading Fun	9.95
PHM 3048	Reading On	9.95
PHM 3047	Reading Roundup	9.95
PHM 3048	Reading Rally	9.95
PHM 3082	Reading Flight	9.95
PHM 3027	Addition & Subtraction I	9.95
PHM 3028	Addition & Subtraction II	9.95
PHM 3029	Multiplication I	9.95
PHM 3049	Division I	9.95
PHM 3050	Numeration I	9.95
PHM 3051	Numeration II	9.95
PHM 3059	Scholastic Spelling 3	9.95
PHM 3080	Scholastic Spelling 4	9.95
PHM 3081	Scholastic Spelling 5	9.95
PHM 3082	Scholastic Spelling 6	9.95
PHM 3088	Computer Math Games VI	9.95
PHM 3090	Milliken Addition	9.95
PHM 3091	Milliken Subtraction	9.95
PHM 3092	Milliken Multiplication	9.95
PHM 3093	Milliken Division	9.95
PHM 3094	Milliken Integers	9.95
PHM 3098	Milliken Number Readiness	4.95
PHM 3099	Milliken Laws of Arithmetic	4.95
PHM 3100	Milliken Equations	4.95
PHM 3101	Milliken Meas of Formulas	4.95
PHM 3114	Alligator Mix	8.95
PHM 3115	Allen Addition	8.95
PHM 3117	Dragon Mix	8.95
PHM 3118	Minus Mission	8.95
PHM 3119	Meteor Multiplication	8.95
PHM 3177	Face Maker	9.95
PHM 3178	Story Machine	9.95

### DISKETTE PROGRAMS

PHD 5009	Music Skills Trainer	9.95
PHD 5018	Market Simulation	9.95
PHD 5030	Speak & Spell (Speech Ed Req.)	9.95
PHD 5031	Speak & Math (TE II Req.)	9.95
PHD 5042	Spell Writer (TE II Req.)	9.95
PHD 5026	Bridge Bidding I	9.95
PHD 5039	Bridge Bidding II	9.95
PHD 5041	Bridge Bidding III	9.95
PHD 5020	Music Maker Demo (Module Req.)	9.95

### CASSETTE PROGRAMS

See disk versions for requirements i.e. TEII

PHT 6008	Music Skills Trainer	8.95
PHT 6011	Computer Music Box	8.95
PHT 6018	Market Simulation	8.95
PHT 6031	Speak & Math	9.95
PHT 6042	Spell Writer	9.95
PHT 6026	Bridge Bidding I	9.95
PHT 6039	Bridge Bidding II	9.95
PHT 6041	Bridge Bidding III	9.95

### BRIGHT BEGINNINGS SERIES

PHM 3154	Terry Turtle's Adventure (MBX Expansion System Required)	9.95
PHM 3155	I'm Hiding (MBX Expansion System Required)	9.95

### ARCADE PLUS SERIES

PHM 3149	Space Bandit (MBX Expansion System Recommended)	9.95
PHM 3151	Bigfoot (MBX Expansion System Recommended)	9.95
PHM 3152	Meteor Belt (MBX Expansion System Recommended)	9.95

## HOME ENTERTAINMENT

### MODULES

PHM 3023	Hunt the Wumpus	4.95
PHM 3024	Indoor Soccer	8.95
PHM 3026	Mind Challengers	10.95
PHM 3030	Amazing	4.95
PHM 3052	Tombstone City	4.95
PHM 3053	Ti Invaders	4.95
PHM 3054	Car Wars	4.95
PHM 3057	Munch Man	4.95
PHM 3056	Alpiner	4.95
PHM 3110	Chisholm Trail	5.95
PHM 3112	Parsec	4.95
PHM 3031	The Attack	4.95
PHM 3032	Blasto	4.95
PHM 3034	Huette	8.95
PHM 3036	Zero Zap	8.95
PHM 3037	Hangman	8.95
PHM 3038	Connect Four	8.95
PHM 3067	Othello	9.95

## SPECIAL OFFER

Brand New Original Black & Silver TI-99/4A console only \$79.95. Runs all third party modules and comes with 1 year TI factory warranty.

\*Shipping, handling & insurance on this special offer is \$10.00 (Continental U.S.) to any UPS deliverable address. HA, AL, Canada and APO slightly higher.

## SPECIALS

Original TI Joysticks \$7.95 (pair)

Replacement 99/4A Keyboards (plug in connection) \$7.95

Replacement Console Power Supply (external transformer) \$9.95

# Texas Instruments TI-99/4A Home Computer

Tex-Comp purchased TI's inventory of these outstanding titles in order to continue its support of the TI-99/4A user, and also continually acquires inventory from leading retailers and distributors who have discontinued home computer sales.

With its five warehouses and financial resources, Tex-Comp has been able to assure you, the TI-99/4A user continued support.



PHM 3041T	Adventure & Pirate Adv. (Cass.)	6.95
PHM 3041D	Adventure & Pirate Adv. (Disk)	6.95
<b>ADVENTURE SERIES ON CASS OR DISK (SPECIFY)</b>		
	Adventureland	9.95
	Mission Impossible	9.95
	Voodoo Castle	9.95
	The Count	9.95
	Strange Odyssey	9.95
	Mystery Fun House	9.95
	Pyramid of Doom	9.95
	Ghost Town	9.95
	Savage Island I & II	9.95
	Golden Voyage	9.95
	Ironheart Adventure (Not Scott Adams)	9.95
	<b>SPECIAL ALL ABOVE ADVENTURES ON DISK OR CASSETTE INCLUDING IRONHEART</b>	29.95
	Buckaroo Bonzai	19.95
	Soccerer of Claymorgus Castle	19.95
	Spiderman	19.95
	Hulk	19.95
	<b>SPECIAL ALL FOUR + 2 BONUS ADVENTURES &amp; HINT BOOK</b>	29.95
	Specify Disk or Cassette	
<b>DISKETTE PROGRAMS</b>		
PHD 5002	TI-Trek (with new TEII Var.)	9.95
PHD 5010	Mystery Melody	9.95
PHD 5015	Oldies But Goodies I	9.95
PHD 5017	Oldies But Goodies II	9.95
PHD 5025	Sat. Night Bingo (Speech) Ex-Basic	9.95
PHD 5037	Draw Poker (Ex-Basic Req.)	9.95
<b>CASSETTE PROGRAMS</b>		
PHT 6002	TI-Trek TE-II & Speech	9.95
PHT 6010	Mystery Melody	7.95
PHT 6015	Oldies But Goodies I	7.95
PHT 6017	Oldies But Goodies II	7.95
PHT 6026	Sat. Night Bingo (Speech) Ex-Basic	7.95
PHT 6037	Draw Poker (Ex-Basic Req.)	7.95
<b>TI ARCADE STYLE MODULES AND RECENT RELEASES</b>		
PHM 3149	Space Bandit (MBX Expansion System Recommended)	9.95
PHM 3150	Sawermania (MBX Expansion System Recommended)	9.95
PHM 3151	Bigfoot (MBX Expansion System Recommended)	9.95
PHM 3152	Meteor Belt (MBX Expansion System Recommended)	9.95
PHM 3220	Microsurgeon	9.95
PHM 3219	Super Demon Attack	9.95
PHM 3224	Moonsweeper	9.95
PHM 3145	Snaggl	5.95
PHM 3229	Hopper	4.95
PHM 3233	Burgertime	9.95
PHM 3194	Jawbreaker II	5.95
PHM 3227	Congo Bongo	15.95
PHM 3168	Treasure Island	11.95
PHM 3189	Return to Pirates Island	11.95
PHM 3226	Buck Rodgers	15.95
PHM 3225	StarTrek	15.95
PHM 3222	Fathom	9.95
PHM 3148	Munchmobile	11.95
PHM 3187	Slymolds	15.95

NEW LOW PRICE

NEW LOW PRICE

## COMPUTER PROGRAMMING AIDS

<b>MODULES</b>		
PHM 3026	Extended Basic & Manual	29.95
PHM 3055	Editor Assembler	19.95
PHM 3058	Mini Memory (With Writer)	38.95
<b>DISKETTE PROGRAMS</b>		
PHD 5007	Teach Yourself 99/4A Basic	9.95
PHD 5019	Teach Yourself Ex-Basic	9.95
PHD 5004	Programming Aids I	9.95
PHD 5005	Programming Aids II	9.95
PHD 5012	Programming Aids III	9.95
PHD 5077	Programming Aids I, II, & III	24.95
PHD 5067	Beginning Basic Tutor	9.95
PHD 5076	Text to Speech (English)	9.95
PHD 5098	TI Forth (Ed Assem Req.)	19.95
PHD 5078	TI Forth Demo Disk (Ed Assem)	9.95
PHD 5079	Forth Source Code (2 Disks)	11.95
<b>CASSETTE PROGRAMS</b>		
PHT 6006	Programming Aids I	6.95
PHT 6007	Teach Yourself 99/4A Basic	6.95
PHT 6019	Teach Yourself Ex-Basic	6.95
PHT 6067	Beginning Basic Tutor	6.95

## MATH AND ENGINEERING

<b>DISKETTE PROGRAMS</b>		
PHD 5006	Math Routine Library	9.95
PHD 5008	Electrical Engineering Lib.	9.95
PHD 5013	Graphing Package	9.95
PHD 5016	Structural Engineering Lib.	9.95
PHD 5044	AC Circuit Analysis	9.95
<b>CASSETTE PROGRAMS</b>		
PHT 6006	Math Routine Library	6.95
PHT 6008	Electrical Engineering Lib.	6.95
PHT 6013	Graphing Package	6.95
PHT 6016	Structural Engineering Lib.	6.95
PHT 6044	AC Circuit Analysis	6.95

## TI-COUNT SMALL BUSINESS SOFTWARE

General Ledger	69.95
Accounts Receivable	69.95
Accounts Payable	69.95
Inventory	69.95
Payroll	69.95
Mail System	39.95

**ALL 6 FOR \$349.95**

Send for 1987 Tex-Comp catalog & buyer's guide only \$2.00 (comes with \$5 savings certificate)

### Drastic Reductions



		VISA and MASTERCARD HOLDERS CALL DIRECT (818) 366-6631	SEND ORDER AND MAKE CHECKS PAYABLE TO <b>TEXCOMP™</b> P.O. BOX 33064 - GRANADA HILLS, CA 91344	Texas Instruments AUTHORIZED DEALER
add 3% for credit card orders			TERMS: All prices F.O.B. Los Angeles. For fastest service use cashiers check or money order. Add 3% shipping and handling (\$3.00 minimum). East of Mississippi 4% (Free shipping on all software orders over \$100.00). Prices and availability subject to change without notice. We reserve the right to limit quantities.	
NOTE: Payment in full must accompany all orders. Credit-Card, Company Check or Money Order for immediate shipment. Personal checks require up to 4 weeks to clear. California orders add 5% sales tax.				



# Contents

## MICROpendium

MICROpendium is published 12 times annually in Round Rock, Texas. No material published in the pages of MICROpendium may be used without permission of the publisher. Computer user groups that have signed exchange agreements with MICROpendium may excerpt articles appearing in MICROpendium without prior approval.

While all efforts are directed at providing factual and true information in published articles, the publisher cannot accept responsibility for errors that appear in advertising or text appearing in MICROpendium. The inclusion of brand names in text does not constitute an endorsement of any product by the publisher. Statements published in MICROpendium which reflect erroneously on individuals, products or companies will be corrected upon contacting the publisher.

Unless the author specifies, letters will be treated as unconditionally assigned for publication, copyright purposes and use in any other publication or brochure and are subject to MICROpendium's unrestricted right to edit and comment.

Display advertising deadlines and rates are available upon request.

All correspondence should be mailed to MICROpendium at P.O. Box 1343, Round Rock, TX 78680. We cannot take responsibility for unsolicited manuscripts but will give consideration to anything sent to the above address. Manuscripts will be returned only if a self-enclosed, stamped envelope is included.

All editions of MICROpendium are mailed from the Round Rock (Texas) or Smithville (Texas) Post Office.

Mailing address: P.O. Box 1343, Round Rock, TX 78680

Telephone: (512) 255-1512

Source: TI4596

John Koloen.....Publisher  
Laura Burns.....Editor  
Mack McCormick....Technical Editor

### Coming next month

- Review of Myarc's 9640
- More on XBII and Logo
- A program to translate assembly code into CALL LOADs

# Table of Contents

## Combining colors in BASIC

Regena writes about combining colors and increasing the palette possibilities available on the TI.....Page 14

## Learning about Logo

The turtle comes out of its shell for some simulated animationPage 16

## Triton Turbo XT

MG produces a PC clone.....Page 21

## Techie Corner

Mack McCormick discusses German technology for the TI, and gives a preview of things to come.....Page 24

## Get more from TI-Artist with XBII

The ability to create bitmap screens and expand your graphics capabilities is discussed.....Page 30

## Freeware

New programs from everywhere.....Page 34

## Reviews

TI-Tax.....Page 37

Mechatronic Mouse.....Page 39

## Newsbytes

A new word processor from CorComp, a new CGSDd disk package and an anniversary for a BBS.....Page 41

## User Notes

Resident programs in GRAM Kracker, a screen saving utility and tips for Multiplan Users.....Page 42

Classified.....Page 46

# Sensational Prices!!!

... On Our Most Popular Hardware and Software!!

## TOP QUALITY PERIPHERALS

from

### Mechatronic • CorComp • Myarc

#### MECHATRONIC

TI Intern. This book contains a line by line listing of the TI 99/4A ROM and GROM chips with commentary.

41510 Book ..... \$17.95

Extended BASIC II Plus. This Extended BASIC includes built-in extended statement set and graphics mode. Graphic functions require 32K.

41488 Cartridge ..... \$79.95

TI Mouse w/TI-DOS. Requires Extended BASIC, disk system, 32K.

41493 Mouse with DOS Disk ..... \$119.95

80-Column Card. Full 80 columns on your TI screen!

41505 ..... \$219.95

#### CORCOMP

Triple Tech. Board for PE Box includes clock/calendar, printer buffer, and speech synthesizer connection.

34643 ..... \$129.00

34639 Clock/Calendar. Stand-alone. \$79.95

34396 9900 32K Micro Memory. Stand-alone 32K. \$99.95

The Memory Plus series

41070 256K Memory Plus Stand-Alone. \$219.00

41633 512K Memory Plus Stand-Alone. \$279.00

41051 256K Memory Plus Card. \$189.00

41065 512K Memory Plus Card. \$239.00

See "Best Selling Hardware" for more CorComp products

#### MYARC

34324 256K Card. \$189.00

42245 512K Card. \$249.00

38179 Extended BASIC Level IV. \$69.95

38396 256K Card with Extended BASIC Level IV. \$249.00

42231 512K Card with Extended BASIC Level IV. \$299.00

38198 512K Upgrade Kit for the 128K Card \$109.95

See "Best Selling Hardware" for more Myarc products

## THE 49¢ micro DISKETTE!




Are you paying too much for diskettes? Try our first quality, prime, 5 1/4" diskettes (no rejects, no seconds) at these fantastic sale prices and save, save, SAVE! Disks are packaged in boxes of 50; each box contains 5 shrink-wrapped 10-packs that include diskettes in sleeves, labels, and write-protect tabs.

Each diskette is certified to be 100% error free and comes with a lifetime warranty (if you have a problem, we'll replace the diskette). All diskettes include hub reinforcement rings and write-protect notch.

32391 SS, DD Diskettes ..... \$24.50 (49¢ each!)

32403 DS, DD Diskettes ..... \$29.50 (59¢ each!)



**FREE!**  
"EVERYTHING BOOK"  
For the  
TI Home Computer  
Order Item #25982



AVAILABLE FROM  
YOUR FRIENDS AT



We gladly accept  
mail orders!

P.O. Box 6578  
South Bend, IN 46660

Questions? Call  
219/259-7051

NEW  
LOW  
PRICE!



## MicroPal® Extended BASIC

MicroPal's Extended BASIC package now includes two free software programs! Bestsellers *Typewriter* and *Name-It* from Extended Software are included in disk and cassette versions with complete manual — absolutely free!! You can immediately begin using the power of Extended BASIC for word processing and data base functions.



MicroPal Extended BASIC is unconditionally guaranteed to be 100% compatible with all programs written in TI Extended BASIC. With this powerful, high-level language, programmers can have automatic access to the 32K memory expansion, utilize sprite graphics for smooth motion and animation, auto-load disk based programs, and add speech with a 400 word built-in vocabulary! Package includes Extended BASIC on a convenient plug-in cartridge with 240 page manual. Sug. Retail \$89.95

32967 **ONLY \$49.95!!**

## LOST HITS



## "REDISCOVERED"

Some of you may remember that Thorn EMI, the British entertainment giant, developed three super games for the TI. Just before the games were released, TI pulled the plug on the 99/4A and Thorn decided to drop the introductions. At last, TENEX brings you these "lost hits" by special arrangement with a U.K. firm who convinced Thorn to make the program rights available. All three programs are packaged on one convenient disk!

The disk includes:

### Computer War

Based on the hit movie "War Games."

### Submarine Commander

One of the best submarine simulations ever created for a home computer!

### River Rescue

High speed action as you save a group of helpless refugees.

Requires 32K and Extended BASIC.

40856 Disk **ONLY \$29.95**

## BEST-SELLING HARDWARE!

### STAR MICRONICS NX-10 PRINTER

41366 ..... \$CALL

Latest model! Draft quality at 120 cps, near letter quality at 30 cps. 5K print buffer.



42250 PARALLEL PRINTER INTERFACE ..... \$ 44.95

29784 CORCOMP RS-232 INTERFACE ..... \$127.00

29802 CORCOMP 9900 MICRO-EXPANSION SYSTEM ..... \$329.00

MYARC or CORCOMP RS-232 CARD ..... \$ 79.95

32972 MYARC DISK CONTROLLER CARD ..... \$169.95

29770 CORCOMP DISK CONTROLLER CARD ..... SALE! \$149.95

13315 CORCOMP 32K MEMORY CARD ..... \$119.95

20164 BOX WITH POWER SUPPLY for external disk drive ..... \$ 59.95

31173 WICO 3-WAY GATELOCK JOYSTICK ..... \$ 24.95

10285 TI JOYSTICK ADAPTER ..... \$ 4.95

42442 TAC 5™ JOYSTICK. Requires TI Adapter ..... \$ 14.95

42086 SLIK STICK™ JOYSTICK. Requires TI Adapter \$ 6.95

13329 NAVARONE CARTRIDGE EXPANDER ..... \$ 24.95



SHIPPING CHARGES	
ORDER AMOUNT	CHARGE
less than \$20.00	\$3.75
\$20.00-\$39.99	4.75
\$40.00-\$74.99	5.75
\$75.00-\$149.99	6.75
\$150.00-\$299.99	7.75
\$300 & up	8.75

Foreign Orders add \$4.00.  
Heavy items ship at actual cost.

## NO EXTRA FEE FOR CHARGES



We verify charge card addresses

**ORDER TOLL FREE**  
**1-800-348-2778**  
INDIANA 1-800-225-6838





## Comments

# What about Triton's PC clone?

1987 promises to be a big (and perhaps controversial) year for TI users, what with the imminent release of Myarc's 9640 and Triton/MG's Turbo-XT clone. We've got an article this month about the Turbo and were hoping to get a mini-review of the 9640, but that will come next month.

Although I have not used either of the new machines, my intention is to purchase only one—the Myarc 9640. I think it represents an innovative approach to system upgrading and at a reasonable cost. The Turbo-XT, on the other hand, doesn't break any new ground. In fact, it's nothing more than a garden variety PC clone, judging from how Triton describes it. The only reason we even published a story about it was because of the little bridge box that is used to connect the TI99/4A keyboard to the Triton system unit. Otherwise it is indistinguishable from any of the clones advertised in the pages of Computer Shopper.

One illuminating detail about the Turbo XT is that among the various configurations Triton offers, several do not include a bridge box, just a PC-type keyboard. Anyone who buys a Turbo with a bridge box will probably want to replace it and the 99/4A keyboard with a PC keyboard. Simply put, the 99/4A is a very poor keyboard to use with a PC. The absence of dedicated function keys and other keys to match a standard PC layout will make the Turbo XT a frustrating experience. My bet is that the bridge box will go the way of last year's Christmas tree as soon as purchasers realize that a PC keyboard can be had for less than \$70 virtually anywhere.

My recommendation to anyone in the market for a PC is to buy a PC, whether the Triton system or another. Forget about the bridge box, which is nothing more than a substitute for the PC keyboard a PC should have. You want one, buy the whole thing.

If it's expansion you want, you may want to wait, as we are, for the release of the 9640. This system will use your existing software and peripherals and provide ample room for growth. Right off the bat you'll get a a PC-type keyboard, 9640 PEB card, enhanced version of TI-Writer and an 80-column version of Multiplan. Also Advanced BASIC III, a Pascal run-time program (can't be used for programming in Pascal) and Myarc's disk operating system. Beyond this, the system requires a analog RGB monitor but will operate with your existing peripherals. Like the Turbo XT, the 9640 won't have a cartridge port. Unlike the Turbo, you'll can dump your cartridges to disk and access them from there. (Devices such as MG's excellent GRAM Kracker won't be of use with the 9640).

Which is not to say that the TI99/4A needs to be replaced. The only computer I have at home is a fully-configured TI, and it's the machine I use for most of my business and recreational computing. It is still the computer I turn to late

at night when it's time to write an article or work on a spreadsheet. It's the computer I run our accounts receivable out of and it is the computer I use for telecommunications. (I'm not an aficionado of computer games. About the only game I play on any system is U.S. Open Tennis by Nicesoft, and that's because I play tennis.)

As a result of the introduction of these two machines I'm getting a larger than normal number of calls from programmers and others wondering where the heck the TI market is going. I may as well tell you what I tell them:

- I think those who use their TI's a lot will continue to use them, or a compatible.

- Those in the TI community will continue to watch what develops with the 9640 and the Turbo XT, though for the life of me I can't see why the Turbo XT should be viewed as anything more than a PC clone.

- Support for the TI will continue much as it has over the past three years. If the 9640 is successful, expect to see a flurry of new or enhanced TI99/4A software.

- Hobbyists and programmers throughout the western world will continue to experiment and produce scores of innovative products designed for exclusive use with the TI99/4A.

- Barring a natural disaster or accident, when 1988 rolls around, we will still be publishing a periodical devoted to the TI99/4A and compatibles.

### THE NEW HARD DISK

As exciting as things get with these new computers, don't overlook Myarc's hard disk controller. For \$265, plus \$45 for cables, users can control hard disks with capacities of up to 240 megabytes. (Check with Myarc on hard disk specifications.) Myarc is offering a 20-megabyte hard disk with a 60 ms seek time. The package price is \$750. Of all the equipment I have connected to my TI, the piece I value most is the old WDS/100 hard disk. (It seems as if I'm plugging Myarc a lot in this column, but that's because the company is coming out with some very interesting products.)

### FLIGHT SIMULATOR

Not-Polyoptic's Spad XIII flight simulator should be on the market this month. We've seen a version that is "75 percent" complete, and it represents an improvement over TI Flyer. In Spad XIII you control a World War I pursuit plane whose mission is to shoot down a couple of German planes and balloons and bomb a German airfield. Then you may fly a loop around the Eiffel tower and head back to your landing field. The program does a good job at duplicating the conditions of flying a very light plane. It is aerodynamically correct, and uses graphics and sound to good effect. I'm looking forward to seeing the final version.

—JK

**RAVE 99**

**INTRODUCES.....**



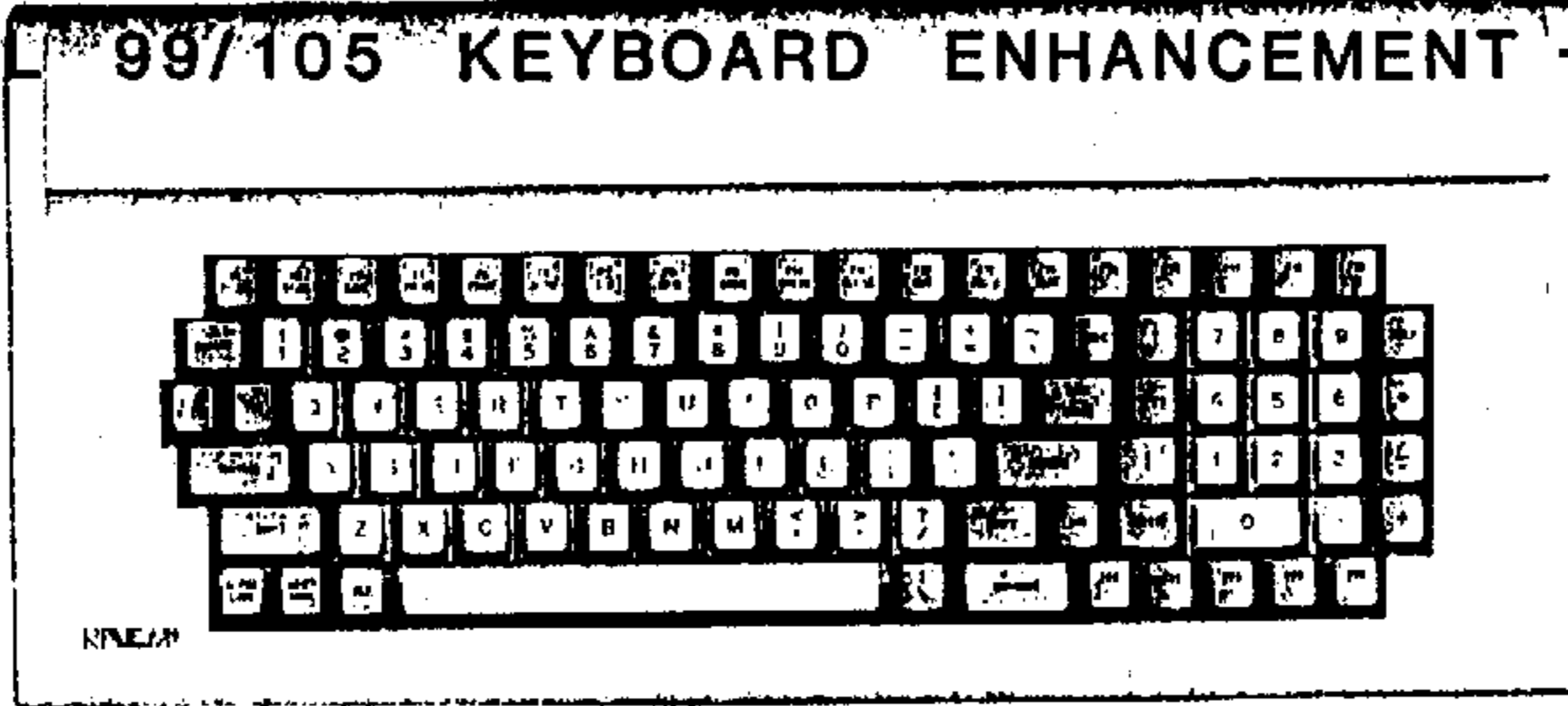
**New Products for your 99/4A**



AVAILABLE APRIL 1, 1987

**MODEL 99/105 KEYBOARD ENHANCEMENT - \$199.95**

**NEW!**



THE FOLLOWING ARE STANDARD FEATURES ON THE MODEL 99/105 KEYBOARD ENHANCEMENT...

- \* \* INTERFACE LOGIC CARD WHICH INSTALLS EASILY IN CONSOLE WITHOUT SOLDERING.
- \* \* 105 KEY KEYBOARD WITH 24 FUNCTION KEYS.
- \* \* SUPPORTS SINGLE KEY ENTRY OF ALL TI-WRITER, MULTIPLAN, AND EDITOR/ASSEMBLER COMMANDS.
- \* \* ATTRACTIVE LOW PROFILE KEYBOARD WITH ADJUSTABLE TILT ANGLE AND 5 FT. CORD.
- \* \* DEDICATED NUMERIC KEYPAD WITH NUMERIC OPERATORS.
- \* \* DEDICATED CURSOR CONTROL KEYS.
- \* \* ENLARGED RETURN, SHIFT, AND CONTROL KEYS.
- \* \* OPTIONAL USER INSTALLED RESET AND LOAD INTERRUPT CAPABILITY FROM KEYBOARD.
- \* \* DETAILED INSTALLATION AND OPERATING INSTRUCTION MANUAL INCLUDED.

**KEYBOARD INTERFACE CARD - \$149.95**

- \* \* Interface card installs in 4A console in place of old keyboard and allows use of any IBM PC/XT compatible keyboard with your 99/4A. Interface card supports all 83 standard PC/XT key codes.
- \* \* Comes with complete, easy to follow installation and operating instructions. NO SOLDERING REQUIRED.
- \* \* Optional user installed RESET and LOAD INTERRUPT capability from keyboard. Complete instructions included.

**NEW!**

**KIT AVAILABLE**

- \* \* Includes printed circuit board, complete instruction manual, and RAVE 99 custom chips. Hard to find hardware also included. Requires only assembly \$ 92.00 and about \$10.00 in easy to find components to complete.

\* IBM & PC/XT are trademarks of International Business Machines

**★ ★ ★ ★ ▾ SPECIAL OFFER ! ▾ ★ ★ ★ ★**

**MODEL 99/105-\$184.95    KEYBOARD INTERFACE CARD-\$134.95**

**LOAD/RESET CABLE FREE WITH COVER PURCHASE - SAVE \$6.95 !**

**OFFER GOOD ON ALL PAID ORDERS RECIEVED BEFORE APRIL 1, 1987.**

**CUSTOM COVER KIT:** Covers opening left by removing old keyboard. Protects interface electronics from damage. Give finished look to your console. \$11.95

**LOAD/RESET CABLE:** Trimmed to length cable with connector which mates to interface card for installing keyboard LOAD INTERRUPT and SYSTEM RESET features. \$6.95

**RAVE 99**

SEND CHECK OR MONEY ORDER TO : RAVE 99 CO.  
23 FLORENCE RD.  
BLOOMFIELD, CT. 06002

OR CALL (203)242-4012 TO ORDER.

ADD 5% FOR HANDLING AND SHIPPING. CT. RESIDENTS ADD 7.5% SALES TAX.



VISA & Master Card Add 3%





# Feedback

## Languages for TI

Back in the November issue you asked for some feedback on how you should handle Forth. Let me say first that I've been pleased to find articles on Forth in your magazine. Forth articles are far and few between nowadays.

I feel that it is important for Forth articles to be available to people all of the time. If the TI is an "orphan" computer, then Forth is the "orphan" language of the TI. TI didn't even bother to finish it, and then shoved it off on the user groups. I'll wager that not many users had even heard of Forth at the time, much less knew anything about it.

As the user groups and bulletin board systems rallied to spread information about Forth, the TI world started its division into two camps: the diehard assembly programmers and everyone else. (I personally have nothing against assembly language and would like to learn it some day if I can find a book that makes any sense.) Anyway, it seems that people were finally starting to get somewhere with Forth when the language invasion started. Languages started appearing every month or so. At least it seemed like it.

People started flitting from language to language, never seeming to master any of them. Everyone was in search of the great "NEW BLUE CHEER." People forgot that the language one used was incidental. It wasn't the language that wouldn't do what people wanted, it was the fact that no one learned how to program properly. All programming is solving a problem. It really doesn't matter what language one uses, as long as one programs properly. People don't know how to program.

In the great jungle of languages out there, it's impossible to tell which one is going to come out on top. There's Logo, Logo 2, Assembly, Forth, C, Pascal, two versions of Pilot, just recently there was Super 4th and there are also Wycove Forth, BASIC, Extended BASIC, Myarc's Extended BASIC 2, and I understand that the

9640 will support COBOL and FORTRAN, and who knows how many languages I've forgotten to mention.

All of the "names" in the TI world dropped Forth rather quickly, and seemed to have jumped on the C bandwagon. This is their right, and it can be rightly argued that anyone who would leave Forth on a whim for another language wasn't really dedicated to Forth in the first place. Unfortunately, the people who left Forth for C were the "doers." Since they've left, the articles and tutorials have dried up. People like me who are trying to learn Forth need all the help that we can get. Despite what most other people say, the Brodie book, *Starting Forth*, didn't do much for me.

The TI Forth community is in need of any and all information it can get, so I would recommend articles on Forth, tutorials on Forth and a Forth column.

No, perhaps it would be better just to have a language column. It could be set up on a rotating basis, a language a month. It could cover Forth, C, Pascal, Assembly, Pilot and Extended BASIC. Set up like that, one would need only two columns a year in any one language. It might be easier to find someone to write them if he knew he only had to do two columns. Any articles or tutorials could be published whenever they were available.

John H. Carver Jr.  
Bringinghurst, Indiana

We welcome submissions about the TI related to any programming language—Ed.

## Learning assembly

I trust that you will keep up the good articles on assembly language programming which I would like to become proficient in. Being 68 years old it takes me a little longer to learn things than my 16-year-old grandsons. However, I have the patience and persistence that they have not as yet acquired.

Larry Polisse  
Syracuse, New York

## Suggestions for graphing software

I recently purchased "Business Graphs 99" by Mike McCann, and I am thoroughly pleased with this excellent and long-needed graphing software.

I especially like the ease with which data files for the line graph can be created by other programs. As an engineer and a student, I recommend it. I have a few suggestions for the next generation of graphing software:

- Put a right border on the line and bar charts (this is a small inconvenience, which a ruler and pen quickly set right).

- Make the size of the printed graph selectable, up to a full page. Scientific graphs are not much good unless you can read information off them, which is hard to do on a 2x3-inch plot.

- Make the labels and titles a bit longer, and (optionally?) loadable with the data file, so that you can save *all* the graph and not forget what you're looking at when you load it up later.

Finally, in Ron Albright's March review, he mentions a program to convert graphs to TI-Writer-printable format. Could we hear more about this?

David Ormand  
Tucson, Arizona

Try Jack Coleman's program on page 45 on the September 1986 MICROpendium.—Ed.

## Software makers don't know TI exists

Could you make an attempt at telling the software manufacturers that our computer exists?


I'm tired of seeing and hearing my fellow workers (I'm an air traffic control assistant at Calgary International Airport) bragging about their programs for the C-64. Just yesterday (9 Jan. I examined an instruction manual for something called "GUNSHIP." It is available for all sorts of computers except the 4A. The maker of this pro-

(Please turn to Page 10)



TEX+COMP proudly presents


# UNBELIEVABLE PRICES ON 2 IMPORTANT PERIPHERALS



ADD A 2ND DISK DRIVE TO YOUR  
TI/99/4A SYSTEM FOR ONLY

Comes complete with drive, case, power supply & cable. Ready to connect.

By adding a second drive to your system you can free yourself from swapping program and data disks on many programs. You can also make backups without any disk swapping.




**\$129<sup>95</sup>** Plus S&H

ADD \$20.00 for  
DS/DD Drive.

EXTRA VALUE BONUS

With each disk drive ordered we are including a HEAD brand disk drive head cleaning kit which regularly sells for \$15.95.



## VOLKSMODEM


The Complete Low-Cost Plug-In Modem.

**\$39.95**

It puts computer-to-computer communications within easy reach of every personal computer owner.

Just plug Volksmodem between any wall phone jack and telephone and put your computer into instant communication with thousands of others. It's that easy. No extra parts or tools are necessary—just one adapter cable and software is all that's needed.

**MONEY SAVING SPECIAL.** Get the Volksmodem (reg. \$59.95), 99/4A modem cable (reg. \$12.95), and Terminal Emulator II (reg. \$9.95) an \$80+ value for **ONLY \$39.95.**



NEW LOW PRICE

**\$139.95**

COMPLETE WITH CABLE,  
TEII AND TEIV +



## VOLKSMODEM 12

300/1200 Intelligent Modem  
Hayes Smartmodem Command Structure

- 300/1200 Baud • Bell 103 & 212 A Compatible
- Auto Answer/Auto Dial
- Automatic Speed Mode Selection • Cable Included (18")
- 2-Year Warranty • RS232C Compatible
- Enhanced Noise Immunity

Send order and make checks payable to

**TEX+COMP**

P.O. BOX 33064 - GRANADA HILLS, CA 91344



AUTHORIZED DEALER



VISA and MASTERCARD  
HOLDERS CALL DIRECT  
**(818) 366-6631**  
24 Hour Order Line

**TERMS:** All prices FOB Los Angeles. For fastest service use cashiers check or money order. Add 3% shipping and handling (\$3.00 Minimum). East of Mississippi 4 1/2%. Add 3% for Credit Card orders. Prices and availability subject to change without notice. We reserve the right to limit quantities.

**NOTE:** Payment in full must accompany all orders. Credit card, Company check or Money order for immediate shipment. Personal Checks require up to 4 weeks to clear. California orders add 6 1/2% sales tax.

# Feedback

(Continued from Page 8)

gram must have used a cross-compiler to translate into those half-dozen computers. Why not the TI? Or is it the case that TI owners know too much, therefore these software makers won't put out for the TI because they are afraid of piracy? One thing I found is the above program is pricey, \$80 Canadian. They do have a captive market, because the people I know who own other computers have more money than brains, and therefore will fork out at this price.

If they kept the price reasonable, none of the piracy would happen. It's really like counterfeiting; who would bother copying a dollar? I paid for the series of programs Computer War, Submarine Commander and River Rescue in cold Canadian cash for U.S. equivalent, and for programs in module form. The above three I use often. Barely any of the rest are worth the fire sale prices they now charge. I'm sure us TIers would pay MORE for programs that took more to make.

I guess it's really a case of finding a happy medium for the cost (between piracy and exorbitant charges).

Possibly my above comments are wasted if MG makes (an IBM) peripheral at a reasonable cost. Certainly the cost of IBM-compatible cards are getting cheap.

However, if they used all of the capabilities of the TI, we would have something to brag about!

**David Lovering**  
Calgary, Alberta, Canada

## About printing games

In the December issue, you printed the game 3-D Tic-Tac-Toe and said it was the first game you ever printed and wanted to know what your readers thought.

Well...

Personally, I don't mind seeing games every now and again. I don't want to see your magazine full of them. I do prefer tutorials and applications articles more. But if the games are first rate and there is code in them

that one can learn from I won't mind.

Have you ever thought of sending out a questionnaire to cover all the questions you guys keep asking?

**Bart Busse**

Neidpath, Saskatchewan, Canada

Not really ready to do that—we appreciate readers like you who are interested enough in our questions to answer.—Ed.

## Quiet fan, computer paradise

Two short notes:

1. There have been several letters in MICRO outlining various methods of changing out the fans in the PE Box to reduce the noise. I think a simpler way is a tip I picked up from my brother Bob in New Jersey. Go to a hardware or discount store and pick up a Fan Limit Control switch (similar to a light dimmer control). Cut one of the wires going to the fan and wire the switch to the ends. Turn on the power and reduce the rpm of the fan to a comfortable noise level. Mine is now whisper quiet. For your information, I have six cards in the box. I use my computer four or five nights a week usually running about two to three hours a session and have never experienced a problem.

2. I recently purchased a Horizon RAMdisk, Mechatronic GRAM CARD from RYTE Data and the RAVE 99/101 Keyboard. I feel I have put my original old reliable 99/4A to rest, and am now operating on a modern state-of-the-art computer. The point I want to make is that with the GRAM CARD I transferred the Multiplan, Editor/Assembler and X BASIC cartridges to my RAMdisk. I then added the Multiplan operating disk along with the Fun!writer version of TK-Writer to RAM. Now, with a few keystrokes, I can have X BASIC, Multiplan, TK-Writer or E/A up and running within the blink of an eye, never having to insert a cartridge or a disk. I think I may have died and gone to heaven.

**Jerry Wolff**  
Englewood, Ohio

## TI phone answerer?

Has anyone successfully developed a hardware modification in order to use your TI as an inexpensive telephone answering machine, also which would incorporate the usage of the Speech Synthesizer capability? Any assistance would be appreciated.

**Francis X. Gaston**

Saskatoon TI Computer Club

Saskatoon, Saskatchewan, Canada

We do not know of any, but it seems that it would be technically possible. Comments from readers would be welcome.—Ed.

## Perforated circuit boards for PE Box

I would like to pass on one possible solution to Mack McCormick's request for perforated circuit boards with an edge connector for the PE Box. TI makes "Lead-Edge" connectors which bolt on to the edge of standard 0.1 x 0.1-inch perf-board. While this is a rather expensive solution (about \$6 each), it works.

The 30/60 0.1-inch connector is TI part number L211121-30. It is available from the following source as part number C8-30: Digi-key Corporation, P.O. Box 667, Thief River Falls, MN 56701-9988.

It is probably available from other suppliers who distribute TI parts. It is a quality gold-plated connector which probably accounts for the price.

**Jack H. Miller**  
Trenton, Michigan

*The Feedback column is for readers. It is a forum to communicate with other readers. The editor will condense excessively lengthy submissions where necessary. We ask that writers restrict themselves to one subject for the sake of simplicity. Our only requirement is that items be of interest to persons who use the TI99/4A home computer. Mail Feedback items to: MICROpendium, P.O. Box 1343, Round Rock, TX 78680.*



# TI-TAX      TI-TAX      TI-TAX

-LADY LIBERTY HAS BEEN RENOVATED  
 -THE NATION'S TAX PROGRAM WAS RENOVATED  
 -YOUR TAX PREPARATION CAN BE RENOVATED  
 -DO YOUR OWN TAXES ON YOUR TI-99/4A

**THESE EASY TO USE TEMPLATES:**

- Generate and print IRS useable Forms and Schedules
- Get data from related Forms & Schedules
- Can link to your other Multiplan (TM) records
- Do most of your calculations
- Can be used in lieu of IRS preprinted forms (Except forms requiring signature)

**MAKE CHECKS TO:**

William G Chavanne  
 4549 English Avenue  
 Fort Meade, Md 20755  
 (301)672-1980

	Disk: SHORTFORMS	SHAREFORM	SCHEDULES	OTHERFORMS
B/ /J	--\$19.95--	>>\$9.95<<	--\$19.95--	--\$19.95--
Contains:	FLOWCHART FORM1040A FORM1040A2 FORM1040EZ FORMW4P3 PRINT17 SCHEDULE1 SCHED1P2 DOCUMENTATION	FORM1040 FORM1040P2 FIGURETAX (includes: X, Y, Z, & G) FLOWCHART PRINT17 DOCUMENTATION	SCHEDDP2 SCHEDEP2 SCHEDULEA SCHEDULEB SCHEDULED SCHEDULEE SCHEDULEN (Docs on SHAREFORMS disk)	FORM1040X FORM2106 FORM2441 FORM3903 FORM6251 FORMW4P3

Add \$4.00 shipping and handling

**REQUIRES:**

32K  
 17CPI PRINTER  
 MULTIPLAN  
 IRS Approved forms:

Schedule A-1: Schedule A—Itemized Deductions      OMB No. 1545-0074      Attachment Sequence No. 07      1984

Name(s) as shown on Form 1040: \_\_\_\_\_

Medical and Dental Expenses

(Do not include expenses reimbursed or paid by others)

Taxes You Paid

Interest You Paid

Contributions You Made

Casualty and Theft Losses

Miscellaneous Deductions

Summary of Itemized Deductions

25 If you checked Form 1040: ( Filing Status box 1 or 4, write 42,400; / Filing Status box 3, write 41,875 )

26 Subtract line 25 from line 24. Write your answer here and on Form 1040, line 34a (if line 25 is more than line 24, see instructions for line 26 on page 22.)

For Paperwork Reduction Act Notice, see Form 1040 instructions.      Scheduled (Form 1040)      1984

Schedule E: Income Averaging      OMB No. 1545-0074      ATTACHMENT SEQUENCE: 1984 14

Name(s) as shown on Form 1040: \_\_\_\_\_

Step 1: Add your income from 1983-1985

1983 1 Fill in the amount from your 1983 Form 1040 (line 37), Form 1040A (line 16), or Form 1040EZ (line 7). If less than zero, enter zero.

1984 2 Fill in the amount from your 1984 Form 1040 (line 37), Form 1040A (line 19), or Form 1040EZ (line 7). If less than zero, enter zero.

1985 3 Fill in the amount from your 1985 Form 1040 (line 37), Form 1040A (line 19), or Form 1040EZ (line 7). If less than zero, enter zero.

Total 4 Fill in all income less deductions earned outside of the U.S. or within U.S. possessions and excluded for 1983 through 1985 (include housing exclusion).

5 Add lines 1 through 4.

Step 2: Figure your averageable income

6 Divide the amount on line 5 by three (3).

7 Multiply the amount on line 6 by 1401 (1.4).

8 Fill in your taxable income for 1986 from Form 1040, line 37.

9 If you received a premature or excessive distribution subject to penalty under section 72, see instructions.

10 Subtract line 9 from line 8.

11 If you live in a community property state and are filing a separate return, see instructions.

12 Subtract line 11 from line 10. If less than zero, enter zero.

13 Write in the amount from line 7 above.

14 Subtract line 13 from line 12. This is your averageable income. If this line is \$3000 or less, do not complete the rest of this form.

Step 3: Figure your tax

15 Multiply the amount on line 14 by 23% (.23).

16 Write in the amount from line 7 above.

17 Add lines 15 and 16.

18 Write in the amount from line 11 above.

19 Add lines 17 and 18.

20 Tax on amount on line 19 (from Tax Rate Schedule I, Y, or Z).

21 Tax on amount on line 17 (from Tax Rate Schedule I, Y, or Z).

22 Tax on amount on line 16 (from Tax Rate Schedule I, Y, or Z).

23 Subtract line 22 from line 21.

24 Multiply the amount on line 23 by 3.

25 Tax on amount on line 8 (from Tax Rate Schedule I, Y, or Z).

26 Tax on amount on line 10 (from Tax Rate Schedule I, Y, or Z).

27 Subtract line 26 from line 25.

28 Add lines 20, 24, and 27. Write the result here and on Form 1040, line 38 if less than the tax figured using the tax rate schedules or table. Also, check the Schedule E box.

For Paperwork Reduction Act Notice see Form 1040 instructions.      Schedule E (Form 1040)      1984

## BASIC/XBASIC

# Combining colors expands BASIC palette possibilities

By REGENA

When the TI99/4A was first being sold, it was the only computer that could have 16 colors on the screen in high resolution graphics.

Other computers may have advertised more colors, but they were limited in what color combinations could be used, or perhaps only four colors were really available in high resolution graphics. I got "spoiled" using my TI for graphics and had a lot of fun with the colors.

Now, of course, home computers are advertising even more colors (512 or 4096), and with the expanded memory capabilities of the present computers many more colors are available on the high-resolution screens. But wait—our little 16K computer still has a great capability for color graphics!

Are there really just 16 colors? Theoretically, yes, the BASIC commands allow for 16 color numbers. However, by using different combinations of colors, you can actually see many more colors. The short program included this month illustrates some of the colors.

First let's take a look at the color commands used in graphics in TI BASIC (or Extended BASIC). The colors are numbered from 1 through 16, and those numbers (or variables representing those numbers) may be used in the color commands. Color Number 1 is "transparent" and is actually whatever screen color you have at the moment. If you have a green (4) screen, then using Color Number 1 would be just like using Color Number 4. Therefore, we really only have 15 specified colors.

To specify a screen color, use CALL SCREEN(n) where n represents a color number. You may use this command anywhere in the program, and when the computer comes to the command the whole screen will change to the specified color. Even though we really have only 15 colors, you can actually see different shades because the color of the screen depends on how much printing or other characters are on the screen. For example, make a black screen, then start placing white stars on the screen. The more stars you place on the screen, the darker the screen color becomes.

Be careful with CALL SCREEN(2), which is a black screen. If you print in black you won't see the printing on a black screen. However, you can use this feature as a programming technique to make printing appear all at once. First change the screen to black and clear the screen, then print what you want, such as a title screen or a menu screen. Without changing any character colors you will be printing in black on the black screen and won't actually see the printing. After your printing is complete, change the screen col-

or, such as CALL SCREEN(8). The screen changes from black to the specified color and you will see the printing.

The default colors for all characters are a black foreground with a transparent background. CALL COLOR(s,f,b) defines colors for characters. There are 16 color sets, each containing eight colors; "s" in the CALL COLOR statement specifies the color set number, "f" is the foreground color and "b" is the background color. If you specify a background color other than transparent or the screen color, your characters will look like blocks on the screen with your defined colors. For example, change some of the alphabetic colors to black on white with CALL COLOR(7,2,16). Now print several words. Any letters in color set 7 will have the white background.

Just as the screen color appears to change as you have different things on the screen, the character colors will look different with different combinations of foreground and background colors. Now if you experiment with different foreground, background and screen colors, as well as surrounding colors, you'll really get a varying palette of colors. To illustrate this, I have written the following program for Color Combinations.

You will be asked to enter a screen color number, then a foreground color number, then a background color number. After the three numbers are entered, several patterns are shown on the screen. The first square has a checkerboard design alternating dots in a defined character. The second square shows a pattern of vertical lines and the third square shows a pattern of horizontal lines. The fourth and fifth squares use patterns of diagonal lines. You might wish to design your own patterns in the 8x8 character definitions.

The five patterns are printed with your specified foreground and background colors. The surrounding squares are printed in the color you specified as a screen color. I did not actually change the screen color but used that entry as the squares around the high-resolution patterns. You may prefer to adapt this program to actually change the screen color with CALL SCREEN(). The colors will appear slightly different than when you just use surrounding blocks.

Remember that whenever you use a CALL COLOR command, all characters currently on the screen are affected. This program continues to ask for screen color, foreground color and background color, so the patterns on the screen will change as you enter different numbers. After every three numbers entered, the patterns are drawn on the screen. If you see color combinations that you like, jot down the

(See Page 14)



**Available on your dealer's shelf  
in February**



**ANNOUNCING MYARC'S 640K RAM**

**GENEVE** *t.m.*

**MODEL 9640 FAMILY COMPUTER**

This unit is without a doubt the most sophisticated machine ever offered in the family and small business area to date. With over a year of design and development, including input from more than one hundred users, this machine has surpassed even our own expectations. Take a moment to review some of the many features that place this computer in a class of its own.

\* **99/4(A) COMPATIBLE  
RUNS OVER 100 EXISTING  
TI CARTRIDGE PROGRAMS**

\* **TI-WRITER NOW A FULL  
80 COLUMNS**

**LARGER**

Standard 640K RAM  
2 MEGAGYTES Addressable RAM  
MYARC Memory Card Compatible  
With MYARC 512K Card,  
Supplies 1.1 MEGABYTES RAM

**IBM TYPE KEYBOARD** Included

\* **99/4(A) COMPATIBLE  
RUNS OVER 95% OF ALL  
ASSEMBLY LANGUAGE  
PROGRAMS & UTILITIES**

\* **MULTIPLAN ALSO 80 COLUMNS**

**FASTER**

At Least 2 - 3 Times

**PHONE TYPE CABLE**

Replaces Old Hex Bus Cable

**MOUSE SUPPORT**

\*\*\*\*\*

- Separated Function Keys
- Incredible Graphics Capabilities
- Basic 3.0
- Composite Video Output
- RGB Output
- 128K VDP RAM Memory
- 40 Column Display
- 80 Column Display
- Mouse Output Port
- Joystick Port
- Sound Compatible & Expandable
- Speech Included
- Compatible with Existing Peripheral Cards\*
  - Disk Controllers\* (MYARC, TI, Corcomp)
  - RS232 Cards\* (MYARC, TI, Corcomp)
  - MYARC Memory Expansion Cards Add Directly to RAM (modification required)
- True Hardware Utilities
  - Sprites, Fills, Lines, Data Moves
- TI 9995 Processor Chip - 12 MHz
  - 256 Bytes ULTRA High Speed on Chip RAM
  - Pre-fetch on Instructions
  - Post-store on Instructions
- More RAM Memory than any machine in its price class

*For further information, contact your nearest dealer.*

If unknown, contact MYARC (201) 766-1700 for dealer information.

**BASIC/XBASIC****(Continued from Page 12)**

color numbers for use in your own programming. The program continues until you press FCTN-4 to stop.

Lines 120-180 clear the screen and print the instructions. Line 190 defines the first background color as transparent. Lines 200-260 define the high-resolution characters used in the patterns. Character 97 is the checkerboard pattern for the first square. Character 98 is the vertical line pattern for the second square. Character 99 is the horizontal lines pattern for the third square. Characters 100, 101 and 102 are used for the diagonal lines pattern in the fourth square. Character 103 is used for the diagonal lines pattern in the fifth square.

Line 270 defines L\$ for use in printing the surrounding colored blocks. Lines 280-400 ask for the color numbers, then define those colors chosen. Lines 410-450 print the pattern blocks, then Line 460 branches back to Line 280 to continue asking for color numbers.

Please release the ALPHA LOCK key to types Lines 270, 430 and 440. The characters defined for high-resolution are in sets 9 and 10 so the lowercase letters can be used to PRINT the graphics rather than using CALL HCHAR and CALL VCHAR.

Lines 470-630 contain the subroutine to receive the color numbers using CALL KEY. The key pressed has ASCII Code K and must be a number key. If the first number pressed is greater than 1, C1 is the color number and the computer returns to the main program. If the first number pressed is 0 or 1, the color number then can be a two-digit number and another CALL KEY is necessary.

**Color Combinations**

```

100 REM COLOR COMBINATIONS
110 REM BY REGENA
120 CALL CLEAR
130 PRINT "COLOR COMBINATIONS"
140 PRINT : : : "ENTER A SCREEN COLOR NUMBER
,"
150 PRINT : "A FOREGROUND COLOR NUMBER,"
160 PRINT : "AND A BACKGROUND COLOR"
170 PRINT : "NUMBER. PATTERNS WILL BE"
180 PRINT : "SHOWN USING THOSE COLORS." : : :
:
190 B=1

```

```

200 CALL CHAR(97,"55AA55AA55AA55AA")
210 CALL CHAR(98,"AAAAAAAAAAAAAAAA")
220 CALL CHAR(99,"FF00FF00FF00FF")
230 CALL CHAR(100,"9224499224499224")
240 CALL CHAR(101,"4992244992244992")
250 CALL CHAR(102,"2449922449922449")
260 CALL CHAR(103,"99CC663399CC6633")
270 L$="hhhhhhhhhhhhhhhhhhhhhhhhhhhhhh"
280 PRINT "SCREEN NUMBER:"
290 C=19
300 GOSUB 470
310 CALL COLOR(10,C1,C1)
320 PRINT : "FOREGROUND COLOR:"
330 C=22
340 GOSUB 470
350 F=C1
360 CALL COLOR(9,F,B)
370 PRINT : "BACKGROUND COLOR:"
380 GOSUB 470
390 B=C1
400 CALL COLOR(9,F,B)
410 PRINT : : :
420 PRINT L$
430 PRINT "haahhhhhbbhhhhcchhhhddehhhhggh"
440 PRINT "haahhhhhbbhhhhcchhhhefhhhhggh"
450 PRINT L$: : :
460 GOTO 280
470 CALL SOUND(100,1400,2)
480 CALL KEY(0,K,S)
490 CALL HCHAR(23,C,63)
500 CALL HCHAR(23,C,32)
510 IF (K<48)+(K>57) THEN 480
520 CALL HCHAR(23,C,K)
530 C1=K-48
540 IF C1>1 THEN 630
550 CALL SOUND(100,1400,2)
560 CALL KEY(0,K,S)
570 CALL HCHAR(23,C+1,63)
580 CALL HCHAR(23,C+1,32)
590 IF (K<48)+(K>54) THEN 560
600 IF (K=48)+(C1=0)=-2 THEN 550
610 CALL HCHAR(23,C+1,K)
620 C1=C1*10+(K-48)
630 RETURN
640 END

```

**New 'After Hours' BBS on line in Florida**

Thomas W. Renfroe says he is running the "After Hours BBS" program with a 720K download section in Pensacola, Florida.

He says he is planning to extend to 2.8 megs for uploads and downloads. The board's message bases, user files

and text files are on a Myarc 512K RAMdisk. Modem is the Hayes Smartmodem 1200.

He says the message base topics are slightly different from those on the original After Hours BBS.

The board operates at (904) 453-4201

weekdays from 4 p.m. to midnight Central Time and weekends from 1 p.m. to 1 a.m. Requires 300/1200 baud, eight data bits, no parity and one stop bit. Renfroe says he will extend the hours if the amount of usage calls for it.



**9900 + FOR THE TI99/4A  
THE ULTIMATE  
99/4A EXPANSION SYSTEM  
AT A SPECIAL  
INTRODUCTORY PRICE  
FROM TEX-COMP™**



**COMPLETE  
EXPANSION SYSTEM  
NOTHING ELSE TO BUY!**

TEX-COMP, the undisputed leader in supplying the 99/4A User, has now put together the finest and most complete expansion system ever offered for the TI99/4A.

- **9900 Expansion Box & Regulated Power Supply (UL Approved)**
- **32K Memory Upgrade** Adds 32K bytes of Random Access Memory to your system.
- **Double Sided/Double Density Disk Controller** (operates up to 4 drives)
- **RS232 Interface** Lets you add a wide range of other accessories, such as printers or telephone modems, one parallel and 2 serial outputs.
- **1 SS/SD Disk Drive** Allows you to store and retrieve data on 5 1/4-inch single-or double-sided floppy diskettes.
- **1 Disk Drive Case & Regulated Power Supply** Handles two 1/2-height drives easily (UL or LAC Approved)
- **New Disk Manager with Improved Disk Utilities**
- **All Cables & Instructions** Including a free TI RS232 Y-Cable.

**ALL FOR  
\$379.95**  
Plus S&H

**For above system with full size DS/DD Disk Drive** \$399.95  
**For above system with a pair of 1/2-height Drives** 539.95

Other leading CorComp Hardware Values:

CorComp RS232 Card (for TI P-Box)	79.95
CorComp 32K Card (for TI P-Box)	99.95
CorComp 256K P-Box Card	169.95
CorComp 512K P-Box Card	229.95
CorComp 256K Stand Alone	249.95
CorComp 512K Stand Alone	269.95
CorComp DS/DD Controller (for TI P-Box)	149.95
CorComp 9900 System with Free RS232 Y-Cable	299.95
CorComp Stand Alone RS232 with Free Y-Cable	109.95
<b>NEW</b> CorComp Stand Alone 32K	89.95
<b>NEW</b> Triple Tech P-Box Card (Clock/Buffer)	109.95
<b>NEW</b> 9900 Clock Stand Alone	69.95
"Grom Buster" (for 1983 Consoles)	24.95
Load Interrupt Switch (with <b>FREE</b> Screen Dump Program)	19.95
<b>NEW</b> PDI Diagnostic Module	24.95

**Also available from TEX-COMP**

TI-99/4A Console w/1-year warranty (Black & Silver model)	79.95
<b>NEW</b> Star NX-10 (Fully TI Compatible). Replaces SG-10 solid state dipswitch selection—Free Cleaning Kit	<b>New Lower Price 239.95</b>
1/2-Height DS/DD Disk Drive (2 will fit in P-Box)	99.95
Full Size SS/SD Disk Drive (exact replacement for TI 1250)	79.95
Full Size DS/DD Disk Drive	99.95
Drive Enclosure with Regulated Power Supply for 2 1/2-height or 1 full Drive	59.95
Cable Kit for 2 1/2-height Drives (for installation in P-Box)	29.95
Cable Kit for Stand-Alone Drives (specify TI or CorComp system)	29.95
RS2323 Y-Cable	10.95

**SEND \$2.00 FOR NEW 1986 CATALOG WHICH INCLUDES A \$5.00 SAVINGS CERTIFICATE.**



VISA and MASTERCARD  
HOLDERS CALL DIRECT  
(818) 366-6631

SEND ORDER AND MAKE CHECKS PAYABLE TO

**TEX-COMP™**

Texas Instruments



P O BOX 33084 — GRANADA HILLS CA 91344 AUTHORIZED DEALER

add 3% for credit card orders

**TERMS:** All prices F.O.B. Los Angeles. For fastest service use cashiers check or money order. Add 3% shipping and handling (\$3.00 minimum) East of Mississippi 4% (Free shipping on all software orders over \$100.00). Prices and availability subject to change without notice. We reserve the right to limit quantities.

**NOTE:** Payment in full must accompany all orders. Credit Card, Company Check or Money Order for immediate shipment. Personal checks require up to 4 weeks to clear. California orders add 8 1/4% sales tax.

"The Leader of the Pack"



—Learning about Logo—

# The turtle comes out of its shell for some simulated animation

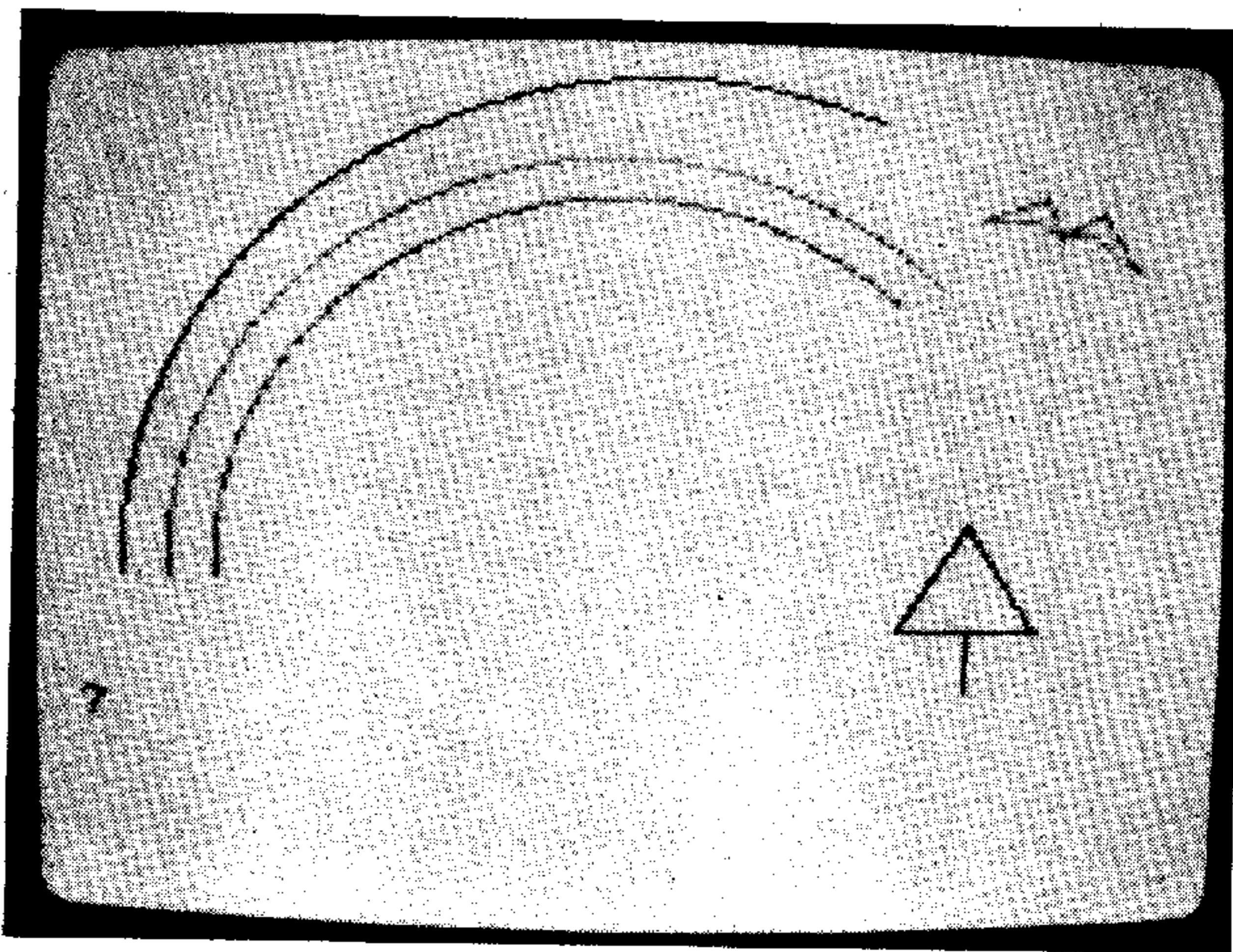
By SUSANNE  
JOHNSTON

Logo is a fun and powerful language that was developed to convey those two concepts. Seymour Papert and colleagues at MIT's Artificial Intelligence Laboratory developed the language in the 1960s. In the early 1980's LOGO was first made available to the public on the TI99/4 and is now available on most microcomputers.

LOGO was developed to emulate the way children acquire knowledge. From birth, children learn at a phenomenal rate through informal interaction with their environment. LOGO was designed to be an extension of this type of informal learning, thus embodying the nature of thinking in a machine. It is an interactive environment that conveys complex principles through simple abstract interaction with the computer. Let's look at the language to see how this is accomplished.

All you need is the keyboard, monitor, TI Memory Expansion Unit or Peripheral Expansion Box with 32K memory expansion card and LOGO or LOGO II cartridge. A disk drive, cassette tape player or printer may be used to save procedures.

First select the LOGO language and then type TELL TURTLE to enter Turtle Graphics mode. Turtle Graphics uses a "Turtle" to draw designs on the screen. The LOGO Turtle was conceived with two features in mind: position



and heading, so that it may be related to a person, who also has position and heading. When children are designing with the Turtle they are encouraged to "play turtle." That is, when they are developing a design, they first walk it out on the floor and then transfer this knowledge to the Turtle through the keyboard. Thus, LOGO is interactive; commands are typed in at the keyboard and then executed, just as when children interact with their environment they learn most easily.

Press ENTER and the Turtle should appear in the screen center. It is an equilateral triangle with one point facing upward. This is its direction or heading. Relative heading may be changed by typing RIGHT (RT) or LEFT (LT) and some number (which corresponds to heading on a compass). Type RT 45 (ENTER) and the Turtle will rotate right 45 degrees. To change heading to an absolute value, we can use SETHEADING (SH) and specify an angle between 0 and 360. This opens

the door to the study of geometry and trigonometry.

To move the Turtle and draw a line, type FORWARD (FD) or BACK (BK) and some number. Try FD 50 and draw a line 50 units long. Sometimes the Turtle may obscure parts of a design. To eliminate this problem, the HIDE TURTLE (HT) command will allow drawing to continue without displaying the Turtle. To bring it back type SHOWTURTLE (ST).

To move the Turtle to another location without drawing, type PENUP (PU) and then use heading and move commands. To resume drawing type PENDOWN (PD).

Sometimes in graphics work we want to place the Turtle in a specific, absolute location on the screen. This can be done with SXY, which needs two inputs and places the Turtle at the corresponding X,Y screen location without drawing a line from the current position to the specified position. The available coordinates are shown in Figure 1.




Figure 1. LOGO Turtle Graphics screen coordinates.

(See Page 18)




# TEX COMP <sup>TM</sup>

America's Number One TI computer retailer

## puts the big names in software on line.



Now, the Thrill of the Arcade Game at Home



**DONKEY**

Now, the Thrill of the Arcade Game at Home



TI99/4A

## PAC-MAN CENTIPEDE DONKEY KONG



PAC-MAN, CENTIPEDE & DONKEY KONG ARE THE ALL TIME FAVORITE ARCADE GAMES. NOW YOU CAN ENJOY THE EXCITEMENT AND ACTION OF THESE BEST SELLERS RIGHT AT HOME WITH YOUR TI-99/4A. TEX-COMP HAS JUST PURCHASED THE REMAINING INVENTORY OF THESE THREE ARCADE GAME MODULES BY ATARISOFT AT A SPECIAL PRICE AND IS PASSING THE SAVINGS ON TO YOU. DON'T CONFUSE THESE TOP RATED VIDEO ARCADE GAMES WITH THE OTHER ATARISOFT GAMES FOR THE TI-99/4A. THESE ARE THE ABSOLUTE BEST AND THE HARDEST TO GET AS THEY WERE ONLY MADE IN LIMITED QUANTITIES.

It's the best software at the best prices **\$9<sup>95</sup>** each +s&h  
**BUY 2—GET 1 FREE!** **\$19<sup>95</sup>** all three +s&h

Send order and make checks payable to:

**TEX  COMP**

P.O. BOX 33084—GRANADA HILLS, CA 91344



AUTHORIZED DEALER



VISA and MASTERCARD  
 HOLDERS CALL DIRECT  
**(818) 366-6631**  
 24 Hour Order Line

**TERMS:** All prices F.O.B. Los Angeles. For fastest service use cashiers check or money order. Add 3% shipping and handling (\$3.00 Minimum). East of Mississippi 4 1/2%. Add 3% for Credit Card orders. Prices and availability subject to change without notice. We reserve the right to limit quantities.

**NOTE:** Payment in full must accompany all orders. Credit card, Company check or Money order for immediate shipment. Personal Checks require up to 4 weeks to clear. California orders add 6 1/2% sales tax.

Send \$2.00 for our new 99/4A 30-page catalog and buyer's guide.

©1986 TEX-COMP

## LOGO—

(Continued from Page 16)

The Turtle will locate beyond these coordinates but shifts to the opposite side of the screen when a line is drawn. If you specify a line length that goes beyond the screen edge it will wrap around and come in on the opposite side of the screen.

In many graphics applications it is important to determine the screen coordinates of a particular point in a design. XCOR and YCOR will read the current Turtle position on the screen. If some lines are drawn that later need to be erased, type PENERASE (PE) and direct the Turtle over unwanted lines. To draw again type PENDOWN (PD).

To draw in color, which can be interesting even on a monochrome monitor, type SETCOLOR (SC) and a number between zero and 15, or SC:BLUE or some other color. To change background color type COLOR-BACKGROUND (CB) and a number or color.

Another important feature of knowledge is modularity. That is, it is broken into "mind-size bites" that are easily understandable. LOGO is also modular or procedural. Each step in a program is broken down into individual, understandable procedures. Those procedures are then combined to make the complete program. In interactive LOGO Graphics the LOGO primitives such as RIGHT and LEFT are words the computer recognizes. With procedures, several commands may be put together to define a new word. When that word is typed, the whole sequence of statements is executed.

To define a procedure, it is best to choose a name that describes the function of the procedure. Pick a name like CURVE and type TO CURVE (ENTER). This activates the procedure editor and you should see:

```
TO CURVE
END
```

Press ENTER and then type:

```
FD 20
RT 30
FD 20
```

```
RT 30
FD 20
RT 30
```

When finished, press FUNCTION-9 to exit edit mode and store the procedure in main memory. Now type CURVE and see a short curve drawn. We can enhance this procedure by adding variables, another powerful mathematical tool introduced informally in LOGO. Variables may be used in CURVE to move ahead and turn by typing:

```
TO CURVE1 :AHEAD :ANGLE
FD :AHEAD
RT :ANGLE
FD :AHEAD
RT :ANGLE
FD :AHEAD
RT :ANGLE
```

Exit edit mode and type CURVE1 20 30 and see the same curve drawn. Other numbers will change the size and angle. To draw a longer curve and save typing time use the repeat feature.

```
TO CURVE2 :AHEAD :ANGLE
REPEAT 60 [FD :AHEAD RT :ANGLE]
```

First clear the screen (CLEARSCREEN or CS) and then CURVE2 4 6 will draw a circle.

Another powerful mathematical tool exemplified in LOGO is recursion, where a procedure definition refers to itself, which suggests an infinite process.

```
TO CURVE3 :AHEAD :ANGLE
REPEAT 60 [FD :AHEAD RT :ANGLE]
RIGHT 10
CURVE3 :AHEAD :ANGLE
END
```

This procedure calls itself and is thus in an infinite loop that continues drawing circles, if you select CURVE3 4 6, until you stop it (FUNCTION-9) or the "pen runs out of ink." "OUT OF INK" is an error message that occurs because character graphics mode was used for TI LOGO implementation rather than bit-map mode. You will have to CLEARSCREEN to continue.

We have seen how LOGO introduces angle, variable, recursion and modularity through abstraction in an informal and fun way that encourages

further exploration. Now we'll put some of these features to work and build a complete program. This example will demonstrate most of the LOGO primitives discussed but will do a bit more than just draw a picture. The design will have a rainbow and tree, and a bird will fly across the screen using simulated animation. Figure 2 shows the hierarchy of procedures called by main procedure

ANIMATE.

- I. ANIMATE
  - A. RAINBOW
    - 1. START
    - 2. CURVEUP
  - B. TREE
  - C. FLY
    - 1. BIRDUP
      - a. LEFTWING
      - b. RIGHTWING
    - 2. BIRDDOWN
      - a. LEFTWING
      - b. RIGHTWING
    - 3. ERASBRDUP
      - a. BIRDUP
        - 1. LEFTWING
        - 2. RIGHTWING
    - 4. ERASBRDDWN
      - a. BIRDDOWN
        - 1. LEFTWING
        - 2. RIGHTWING
  - D. BIRDUP
    - 1. LEFTWING
    - 2. RIGHTWING

Figure 2. Procedural hierarchy of main procedure ANIMATE.

First we have to prepare the screen to draw a picture. Procedure START hides the Turtle, clears the screen, color3 the background purple and places the Turtle in the lower left quadrant. Some variables will be needed to draw a curve so initial values for those are set in START. START also stores the starting X,Y Turtle position in POTOGOLDX and POTOGOLDY.

My rainbow design is a series of curved lines. CURVEUP uses a modified version of the CURVE procedure discussed earlier to draw a curved line. Notice that length of the curve, DISTANCE, and angle of the curve,

(See Page 20)





**Sensational Prices!!!**

... On Our Most Popular Hardware and Software!!

**NEW**

**COMPUTER WAR**  
from  
**MicroPal®**


**ONLY \$24.95**



Based on the hit movie "War Games"... this exciting simulation has been a best-seller on diskette — and now it's available from MicroPal® on cartridge! Even if you own just the TI 99/4A console, you can enjoy this new hit. Be prepared for a challenge — as John Koloen at Micropendium observed, "Computer War makes use of multiple screens and is as fast-moving as I can handle."

**COMPUTER WAR.** The alarm bells are ringing at NORAD! Can you crack the code and destroy the simulated enemy missiles before the world is engulfed in a thermonuclear holocaust?

42480 ..... Sug. Retail \$29.95 **\$24.95**



**ORIGINAL TI  
DUAL JOYSTICKS**  
Only **\$8.95**

At this price you should pick up a spare pair!

15499 ..... **\$8.95**

AVAILABLE FROM  
YOUR FRIENDS AT



*We gladly accept  
mail orders!*

P.O. Box 6578  
South Bend, IN 46660

**Questions? Call  
219/259-7051**

SHIPPING CHARGES	
ORDER AMOUNT	CHARGE
less than \$20.00	\$3.75
\$20.00-\$39.99	4.75
\$40.00-\$74.99	5.75
\$75.00-\$149.99	6.75
\$150.00-\$299.99	7.75
\$300 & up	8.75

Foreign Orders add \$4.00.  
Heavy items ship at actual cost.



**NO EXTRA FEE FOR CHARGES**



*We verify charge card addresses*

**ORDER TOLL FREE  
1-800-348-2778**  
INDIANA 1-800-225-6838

## LOGO—

(Continued from Page 18)

AHEAD and ANGLE, which were initially defined in START, change as the procedure is run. DISTANCE, for example, is defined as 70 in START. The first time through CURVEUP it is changed to 58, the second time to 46, and the third time to 34. This is so the curves of the rainbow will nest properly without overlapping.

To draw the second rainbow band, the Turtle returns to the bottom left quadrant by having stored the X and Y coordinates in variables POTOGOLDX AND POTOGOLDY. The Y coordinate remains the same but X moves to the right with POTOGOLDX + 10. These two procedures, START and CURVEUP, go together to draw a complete rainbow.

RAINBOW sets the screen up with START, sets Turtle drawing color to red and draws the first band with CURVEUP. Then Turtle drawing color changes to orange and the second band is drawn. To complete the rainbow, the drawing color changes to yellow and a third band is drawn.

With RAINBOW complete, the se-

(See Page 22)

## Logo procedures

```
TO RIGHTWING
RT 40
FD 10
RT 90
FD 15
RT 160
FD 12
LT 41
FD 6
END
```

```
TO LEFTWING
LT 40
FD 10
LT 90
FD 15
LT 160
FD 12
RT 30
FD 6
END
```

```
TO ERASBRDDWN
PE
BIRDDOWN
PD
END
```

```
TO ERASBRDUP
PE
BIRDUP
PD
END
```

```
TO BIRDDOWN
SH 350
LEFTWING
SH 50
RIGHTWING
END
```

```
TO CURVEUP
```

```
MAKE *DISTANCE :DISTANCE - 12
MAKE *AHEAD :AHEAD + 1
MAKE *ANGLE :ANGLE + 1
SH 0
SXY :POTOGOLDX :POTOGOLDY
REPEAT :DISTANCE [FD :AHEAD RT :ANGLE ]
MAKE *POTOGOLDX :POTOGOLDX + 10
END
```

```
TO START
HT
CS
CB :PURPLE
WAIT 100
SXY -110 -20
MAKE *POTOGOLDX XCOR
MAKE *POTOGOLDY YCOR
MAKE *DISTANCE 70
MAKE *AHEAD 3
MAKE *ANGLE 1
END
```

```
TO BIRDUP
SH 20
LEFTWING
SH 20
RIGHTWING
END
```

```
TO FLY
PD
SXY -50 -30
SC :LEMON
BIRDUP
SXY 0 0
BIRDDOWN
SXY -50 -30
ERASBRDUP
SXY 50 30
BIRDUP
SXY 0 0
ERASBRDDWN
```

```
SXY 90 60
BIRDDOWN
SXY 50 30
ERASBRDUP
SXY 90 60
ERASBRDDWN
END
```

```
TO RAINBOW
START
SC :RED
CURVEUP
SC :ORANGE
CURVEUP
SC :YELLOW
CURVEUP
END
```

```
TO ANIMATE
RAINBOW
TREE
REPEAT 8 [FLY ]
BIRDUP
END
```

```
TO TREE
SXY 70 -5
SH 0
SC :OLIVE
LT 150
FD 30
LT 120
FD 15
RT 90
FD 15
BK 15
LT 90
FD 15
LT 120
FD 30
END
** DONE **
```



# Triton schedules March 1 release of MG-designed PC clone system

The Triton Turbo XT Personal Computer, a product which allows IBM processing using a TI console, has been developed by MG for marketing by Triton Products of California. MG was formerly known as Miller Graphics.

The two-part system consists of a PC-type system unit that houses peripherals and cards and a bridge box that plugs into the side I/O port of the TI99/4A. A cable connects the bridge box to the PC unit.

The Turbo XT uses an Intel 8088 microprocessor with software switchable clock speeds of 8 and 4.77 Mhz. Also included is a color graphics card that supports RGB color and composite video, a floppy disk controller, one half-height DS/DD disk drive, parallel port and 256K RAM on the mother board. The mother board has sockets for up to 640K RAM. The system unit has 8 expansion slots, two of which are used by the CGA card and the disk controller, according to the manufacturer.

The bridge box has two modes: 4A and XT. The 4A mode includes a shared video output and a 99/4A input. The XT mode includes a keyboard output, video input and an XT video input. The box has five LED status lights.

The bridge box also contains a ROM for keyboard switching between 4A mode and XT mode and the ROM to convert the 4A key strokes into XT keycodes, the manufacturer says.

Mode switching from 4A to XT can be done through BASIC or XBASIC with CALL XT or by holding down FCTN CTRL ENTER on power up of the 4A, according to Triton.

Mode switching from XT to 4A is done by pressing the FCTN, CTRL and Enter keys, the manufacturer says.

The only items shared by the two systems are the 4A keyboard and the monitor. Although it is possible to get

80 columns out of a composite color monitor, the manufacturer says it is easiest to read with the color turned off in 80-column. The XT supports a 40-column mode. Graphics programs, such as games and drawing programs, work in 80 columns and most other software is readable, depending on the combination of foreground and background colors, the manufacturer says.

The manufacturer says that by not sharing the disk drives it is possible to do concurrent processing on the XT. According to Triton, the user can go into XT mode, start up communications software, log on to a BBS and start a download, then switch back to the 4A and do whatever he would like in 4A mode while the XT is still downloading from the BBS.


The manufacturer says the system has been tested on a number of 4A system configurations and found to be "very compatible," and says that since it is an IBM clone it is also fully compatible with both IBM software and IBM hardware, enabling the user to add any PC cards to the system.

Minimum 4A system requirements

**HARDWARE MANUAL  
FOR THE  
TI 99/4A**

DESCRIBES:

- Console Design
- Custom Chip Operation
- TMS 9900 HIW Organization
- TMS 9900 Instruction Set
- Interfacing Pitfalls
- Console Schematics
- PEB Card Descriptions
- GROM Simulator Design
- Extended Basic Module description & schematics



Send \$ 19.95 Check or Money Order To:  
**THE SUNYARD GROUP**  
PO Box 53171, Lubbock, TX 79453

are a TI 99/4A console and a composite or RGB monitor.

Triton Products is handling the production of the bridge boxes and has contracted production of the Turbo XT.

The system has a 30-day money-back guarantee and a one year parts and labor warranty.

The cost for the basic system (Turbo XT, bridge box and cables) is \$499 plus \$19.90 for shipping and handling. Other configurations are available, including several that have a PC-type keyboard instead of a bridge box.

For additional information contact Triton at 1-800-227-6900, from 6 a.m. to 6 p.m. Monday through Friday and from 9 a.m. to 4 p.m. Saturday, Pacific time. Delivery of the product is scheduled to start March 1.

Myarc's new

## GENEVE

### 9640

The 640k TI-99/4a compatible!

NOW SHIPPING!

With standard PC-type keyboard	With enhanced PC-type keyboard
<b>\$500.00</b>	<b>\$530.00</b>

GENEVE is ready to be installed into your P-box and use your existing monitor. Each model comes with a twelve month warranty and hard cover manual. Order from us and receive JOY PAINT '99 with your purchase! Please add 2% shipping. Michigan residents add 4% sales tax.

**Great Lakes Software**  
804 E. Grand River Ave.  
Howell, MI 48843  
Order/Info line 517-546-0566



## LOGO—

(Continued from Page 20)

cond element, a tree, must be designed. I place the Turtle in the lower right quadrant to balance the rainbow, then set heading to zero and drawing color to olive, and draw a simple pine tree with TREE.

The final element designed is a bird. I designed a simple bird made of two wings, LEFTWING and RIGHTWING. To make it appear to fly, I gave it two positions, one with wings up, BIRDUP, and one with wings down, BIRDDOWN. The only difference between BIRDUP and BIRDDOWN is Turtle heading when it draws the wings. To simulate flight the bird will appear and disappear with alternating wing positions at different points across the screen, giving the illusion of movement. To make it disappear, ERASBRDUP uses PENERASE to trace the bird with BIRDUP, erasing it, and then puts PENDOWN. ERASBRDDWN does the same for BIRDDOWN.

Now the bird is ready to fly. FLY

first makes sure the pen is down, positions the Turtle in the lower left quadrant, sets drawing color to lemon and draws BIRDUP. The Turtle moves up the screen with SXY and draws BIRDDOWN. Then the Turtle moves back to the original position with SXY and erases with ERASBRDUP. Then it jumps ahead of the bird with wings down and draws BIRDUP again. It then goes back to where BIRDDOWN was drawn and erases with ERASBRDDWN. It continues in this leap-frog type draw-erase sequence across the screen.

The three main elements of the project are now ready. We have a rainbow, a tree and a flying bird, each of which will stand alone. We have to put them all together in main procedure ANIMATE to make a simulated animation sequence. ANIMATE first calls RAINBOW, then draws a TREE. Then the bird flies across the screen eight times using the repeat feature with FLY. To balance the final scene I

have ANIMATE draw the bird in wing-up position with BIRDUP.

This example shows how to develop a project from the top down by first deciding on the final product. Then it is broken down into "mind-size bites" and designed from the bottom up. Each minute step has its own procedure which functions on its own. The procedures are now in your library if you saved them on disk, and may be put together in other combinations or with other procedures to make different projects.

Two drawbacks of this type of graphics are lack of detail and simulated rather than actual animation. Detail cannot be increased with the Turtle because, although very little was drawn on the screen in this example, it came very close to "running out of ink." However, both obstacles can be overcome. A more detailed image can be drawn with more sophisticated animation using some other LOGO features, tiles and sprites. These topics will be discussed in a future article.

## Magazine Holders for MICROpendium

Now you can put your MICROpendium collection in order. For just \$3<sup>00</sup> (includes postage) you will receive 12 plastic holders. Slip your MICROpendium into a holder, drop it into a 3-ring, loose-leaf binder & voila, no more hassle locating your MICROpendium. We recommend using a plain, fiber 1 1/2-inch binder that can be purchased virtually anywhere for around \$2. One binder will hold an entire year of MICROpendium.

To order: send \$3 for each set of 12 binders (they can be used with other publications as well), to MICROpendium-Binders, P.O. Box 1343, Round Rock, TX 78680. Allow 3-5 weeks for delivery. Texas residents add 6% percent sales tax.

### —ORDER FORM—

No. of binder sets (12 per set) \_\_\_\_\_  
x \$3.00

Sales tax (Tex. residents only) 6 1/2% \_\_\_\_\_

Total enclosed \$ \_\_\_\_\_

(Send check or money order only)


Send to:

NAME \_\_\_\_\_

Address \_\_\_\_\_

City \_\_\_\_\_

State \_\_\_\_\_ ZIP \_\_\_\_\_






# 8th Anniversary SALE



AUTHORIZED  
DEALER

## ON A COMPLETE COMPUTER SYSTEM



PLUS 5  
BOOK LIBRARY

TO START CHILDREN OF ANY AGE



THE PERFECT  
FAMILY  
GIFT

# TEX+COMP™

AMERICA'S NUMBER ONE  
TI COMPUTER RETAILER



Charge-it On Your  
Visa or MasterCard  
ORDER BY PHONE  
24 HOURS A DAY



7 Days a Week!

## (818) 366-6631

P.O. Box 33084, Granada Hills, CA 91344

TERMS: All prices F.O.B. Los Angeles. For fastest service send cashiers check or money order. Personal checks require up to 15 days to clear. Prices reflect a 3% discount for cash or approved check. Add 3% for Credit Card orders. Prices and availability are subject to change without notice. We reserve the right to limit quantities. California orders add 6.5% sales tax.

Tex-Comp, the world's largest retailer of Texas Instruments home computer products invites you and your family to join the millions of families who are already using the TI-99/4A, the most powerful and versatile home computer ever produced. There are over 1000 programs now available for the TI-99/4A including education, family financing, arcade games, word processing, data base management, and the list goes on and on. New software & accessories are being continuously introduced. Tex-Comp and Texas Instruments have put together this offer to provide your family with the opportunity to get started with a **real quality computer** instead of an underpowered game playing toy.

## YOU RECEIVE THE FOLLOWING

1. TI-99/4A Deluxe Black & Silver Computer complete with TV adaptor, power supply, users manual, programming manual and 1 year TI warranty.
2. One pair of TI Joysticks
3. 4-Volume set of Datamost books for the TI-99/4A: Kids & TI, Computer Playground TI, Elementary TI & Games TI's Play
4. Best selling book "Programs for the TI Home Computer" by Davis
5. 10 Most Popular TI Software Modules: Early Learning Fun, Physical Fitness, Amazing, Hangman, TI Invaders, Blasto, Munchman, The Attack, Tombstone City, and Home Financial Decisions
6. Cassette recorder interface cable
7. Tex-Comp TI-99/4A Catalog & Order Kit
8. \$50 Savings Certificate on future orders Purchase up to \$100 from a large selection of TI Software, Accessories and Books at 1/2 the regular price.

## ALL FOR ONLY

Your Cost

# \$99.95

\*Shipping, handling & insurance on this special offer is \$10.00 (Continental U.S.) to any UPS deliverable address, HI, AK, Canada and APO slightly higher.

Complete with a \$50 Savings Certificate for use on future purchases.

Our holiday sale on this package was a complete sellout. We have obtained additional product and are continuing this special offer to celebrate our 8th Year of serving the TI-99/4A User.

Techie Corner

# Disk-based Pascal, 3.5-inch drive developed by German Tiers

By MACK McCORMICK

Hello to my many friends all over the world. I wish you all a wonderful New Year. If there is one thing this computer has done for me it is that it has facilitated my meeting hundreds of wonderful people. For that alone I am thankful, plus the creative energy it allows me to expend.

I've spent an entire day answering letters, and this column should answer the remainder. I appreciate your cards and letters with encouragement, questions and suggestions. Keep them coming but please understand that I can't always give a personal reply.

I've had many requests for the source of the German TI-REVUE magazine. You may order it from TI Revue, Abo-Service, Postfach 1107, 8044 Unterschleissheim, West Germany. The cost in Germany is 66 marks which is approximately \$34 at today's rate. This is an excellent magazine, though I do not recommend it if you can't read German. I recommend you write the editor, Heiner Martin, prior to ordering.

### ALPHA LOCK

I've had many folks ask why the alpha lock key must be up to use the joystick. This is due to the way the

TI99 decodes the keyboard matrix. If you're interested I'll provide a complete tutorial in the future. Anyway, if you'll add a simple 1N4148 diode as shown in Fig. 1 you'll never have to worry which position your alpha lock key is in. This modification involves opening the console and soldering the diode into keyboard line 6 which connects to pin 20 of the 9901 chip. Be careful, polarity of the diode is important.




Photo 1: DSR routines with clock, PIO, RAM or EPROM.

### THINGS TO COME

I've enclosed six photos to whet your appetites for things to come.

Photo 1 shows the prototype board for the DSR/Clock card. It's been fully

tested now and works fine. This will be my feature article for next month. With this card you can write your own DSR routines and have the time/date on command. The final version will be on a printed circuit board. This card was inspired by a German friend, Werner Volker, who handed me a clock chip and asked me to do something with it. If enough people build this circuit I'll write a series of DSR routines to do a number of neat things, maybe even date stamping your disk files as they're created. Heat up your soldering irons!




Photo 2: 3.5-inch disk drive (800 kilobytes, 80 tracks, 2880 sectors).

Photo 2 shows a new 3½-inch disk drive. It is quiet and fast. I like the feel of the new hard case diskettes. They include 80 tracks and 2880 sectors using the MYARC disk controller. You can interface it just like a normal 5¼-inch disk drive. A neat little gadget.

Photo 3 shows the speech synthesizer with the slow motion device as described in the December 1986 MICROpendium.

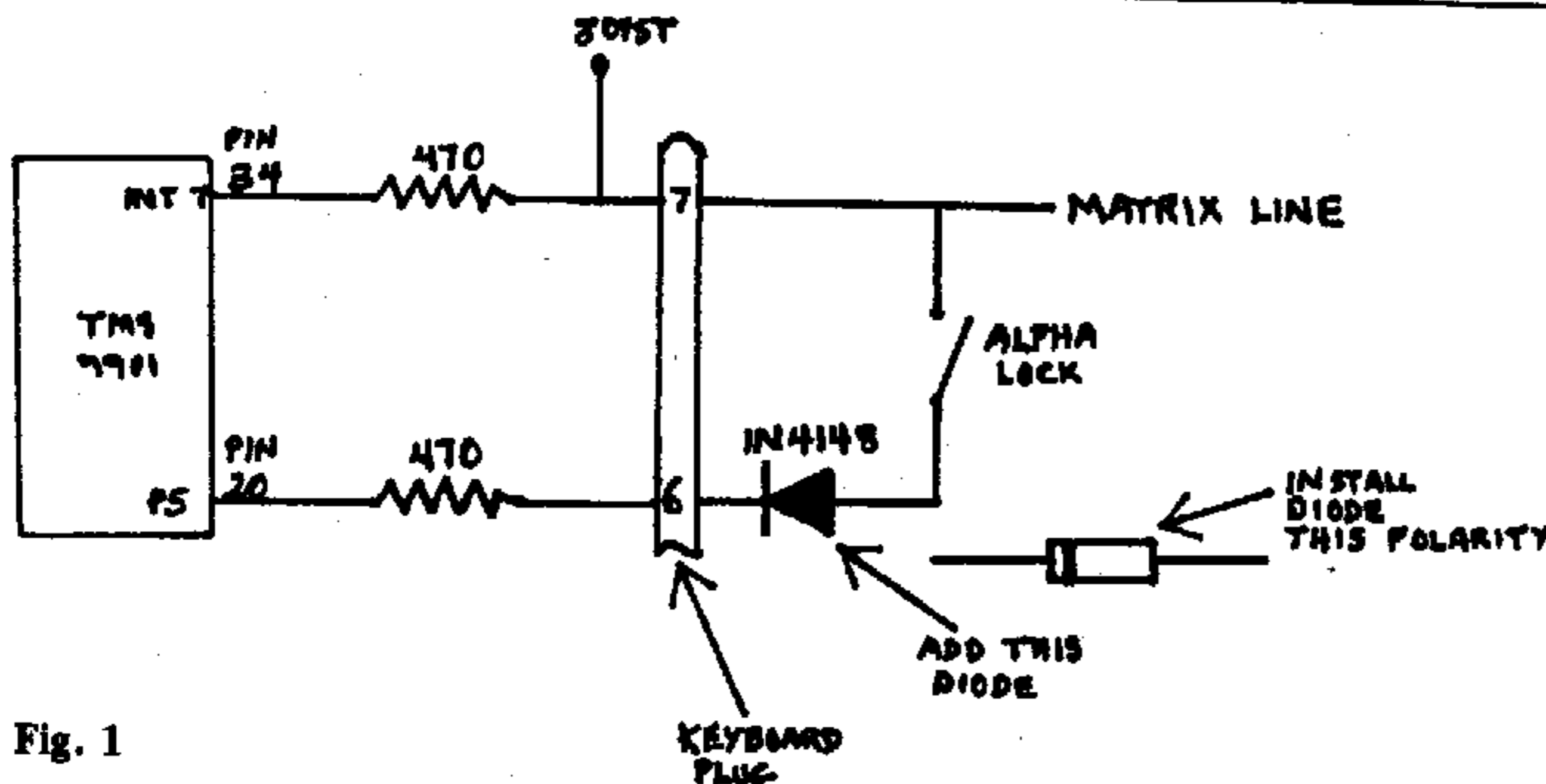


Fig. 1

(See Page 26)



# Super Savings

## Tex-Comp Proudly Presents Never Before Pricing On Essential Software Packages for the Texas Instruments Home Computer

NEW LOWER PRICES

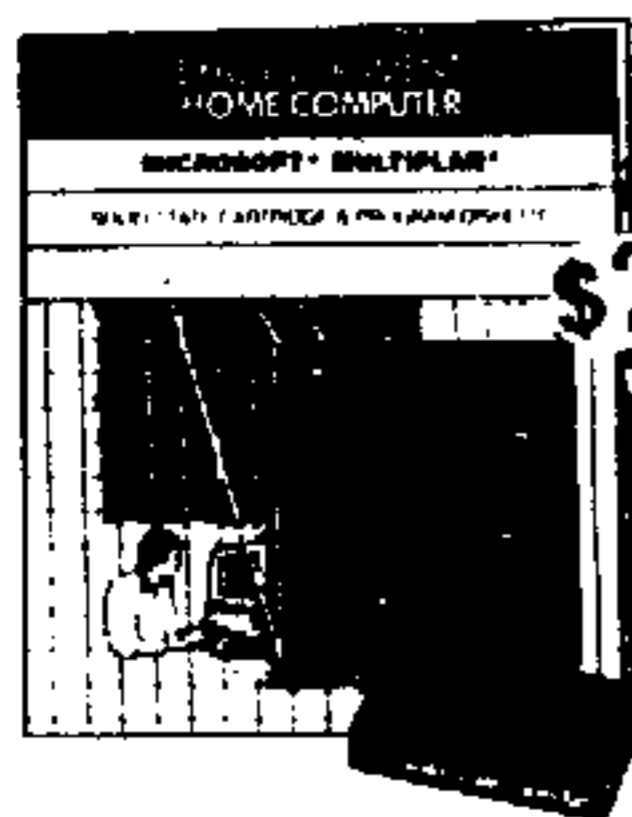
As part of its program of long-term support for the TI-99/4A user, Tex-Comp has purchased truck-load quantities of original TI Software that is essential to the serious & dedicated user.

In turn, Tex-Comp is passing the savings on to YOU!

All TI Software in this advertisement is brand new, original TI Product in factory-sealed packages and is sold with a full Texas Instruments warranty, which TI has publicly committed to.

Now is the time to buy **Key Software** at a fraction of its original cost.

### There may never be a better time than now to buy



\$24.95 + S&H

#### TI Multi-Plan


Electronic Worksheet with many advanced features and built-in ease of use. Requires disk drive and controller, and 32K memory Expansion Unit. Printer and RS-232 Interface recommended. Cartridge and Disk.



\$29.95 + S&H

#### TI Writer

This is a professional word processing system for the TI-99/4A. Provides the features and ease of use found in office systems. Requires disk drive. 32K Memory and Printer. Module and Disk.




NEW LOW PRICE!  
\$19.95 + S&H

#### Logo II

In use by educators throughout the country. Requires cassette or disk based system and 32K memory expansion.

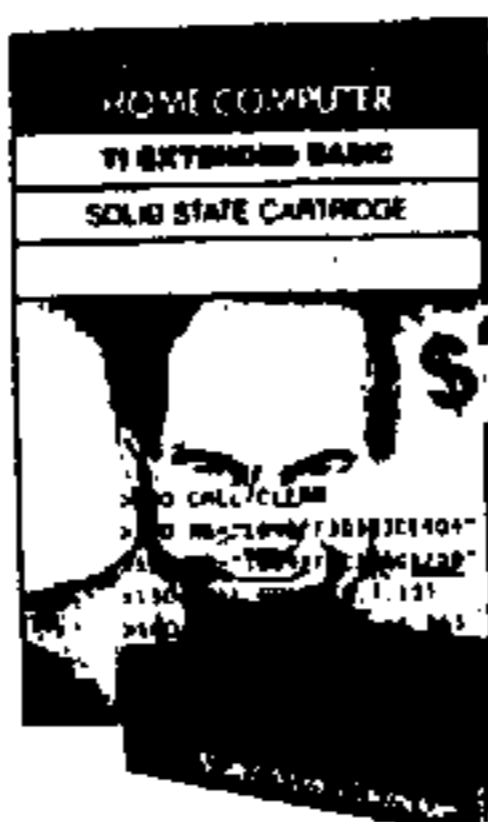
**SPECIAL!! Multi-Plan & TI Writer \$69.95 + S&H All 3 of the above programs \$84.95 + S&H**



\$19.95 + S&H

#### Editor/Assembler

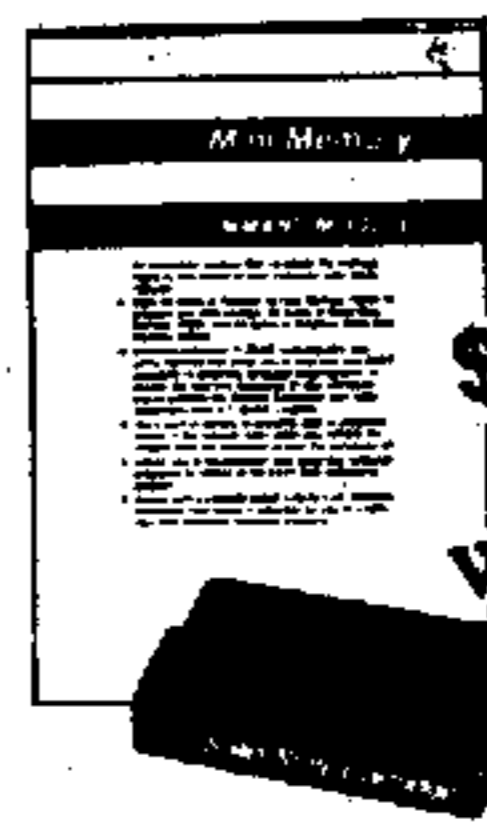
This is the complete version with manual, module, program disk and the disk version of Tombstone City as an example of assembly language programming. 32k and disk drive are required. This package will allow you to program the 99/4A in TMS 9900 Assembly Language and gives you access to all system features. Provides the fastest speed possible from the 16-bit processor!



\$29.95 + S&H

#### Original TI-Extended Basic Still the BEST for Less!

A powerful, high-level programming language that expands the capability of your TI-99/4A Home Computer. Includes TI Extended BASIC module (36K bytes of preprogrammed memory) and Owner's reference manual.



\$38.95 + S&H  
WITH FREE Word Processing Bonus

#### Mini-Memory

This software cartridge adds memory to your system. Totals 14K of memory (6K of GROM, 4K of ROM, 4K of RAM). Mini Memory includes a built-in battery, permitting programs and data stored in RAM to be retained even if module is removed from console.

**BONUS: FREE** Mini-Writer 1 word processor (a \$19.95 value) with Mini-Memory Purchase.

**SPECIAL!!** Order TI Writer or Multiplan and receive the TI Writer and Multiplan upgrade disk (reg. 9.95) for only \$1.00

**SPECIAL!!** Order the Editor/Assembler and receive the book "Introduction to Assembly Language" for only \$1.00.

**SPECIAL!!** Order the TI Extended Basic and receive the TI software course "Teach Yourself Extended Basic" on Disk for only \$1.00

**SPECIAL!!** Order the TI Speech Synthesizer at the new low price of \$29.95 and receive a TI Terminal Emulator II Module for only \$1.00

### Drastic Reductions

**TERMS:** All prices F.O.B. Los Angeles. For fastest service use cashiers check or money order. Add 3% shipping and handling (\$3.00 Minimum). East of Mississippi 4 1/2%. Add 3% for Credit Card orders. Prices and availability subject to change without notice. We reserve the right to limit quantities.

**NOTE:** Payment in full must accompany all orders. Credit card. Company check or Money order for immediate shipment. Personal Checks require up to 4 weeks to clear. California orders add 6 1/2% sales tax.



**TEX+COMP**  
Charge-it On Your  
Visa or MasterCard  
**ORDER BY PHONE**  
24 HOURS A DAY  
7 Days a Week!

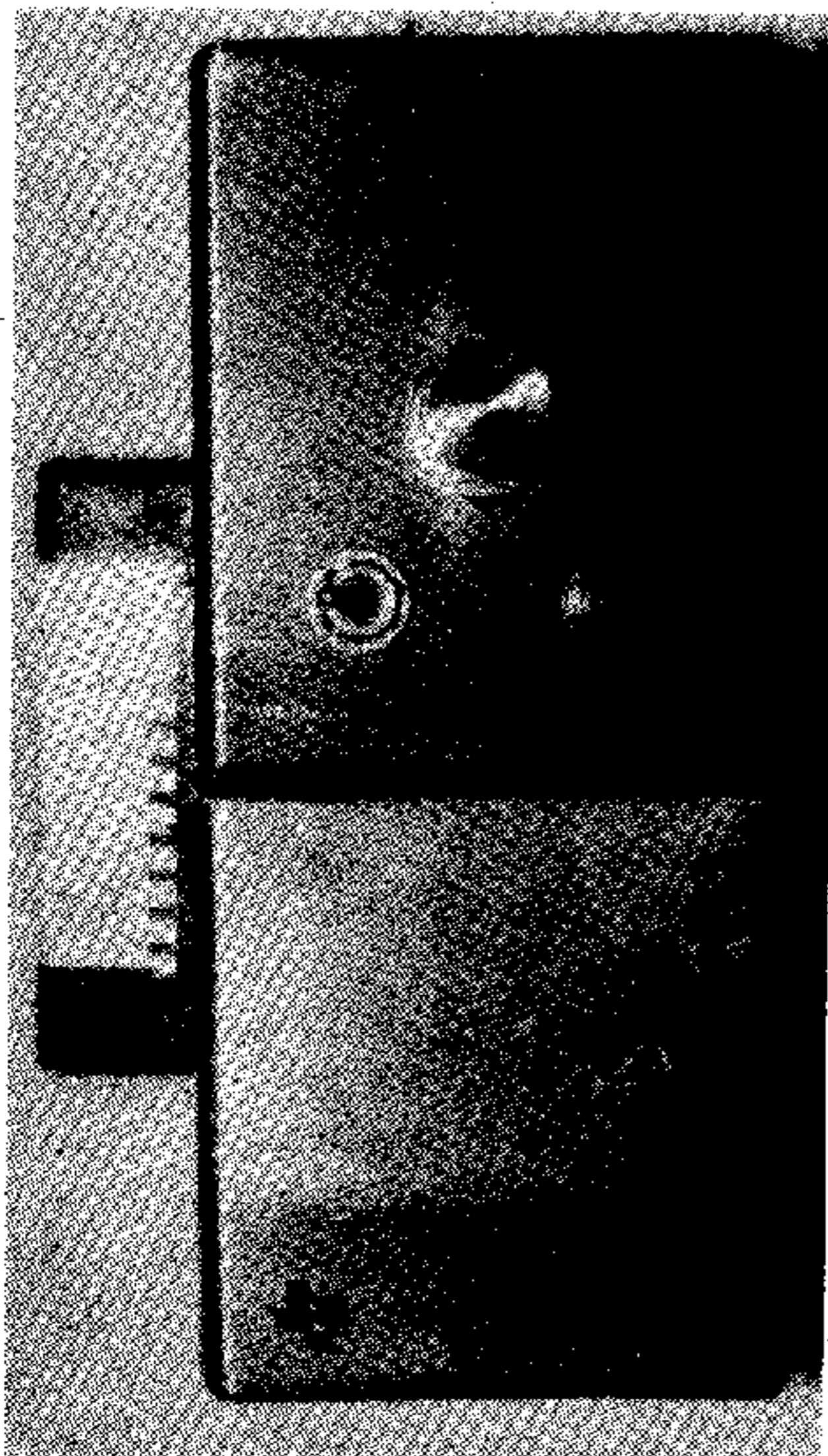
**(818) 366-6631**

P.O. Box 33084, Granada Hills, CA 91344




# TECHIE CORNER—

(Continued from Page 24)




**Photo 3: Speech Synthesizer with on/off switch, freeze button and speed control knob.**



**Photo 4: Mechatronics 80-column card.**

Photo 4 shows the new Mechatronics 80-column card. I should have the review completed for the March 1987

issue. Initial testing indicates it is outstanding! Gotta buy my new RGB monitor tomorrow (ugh!). I just bought one a year ago (sigh). I'll try to take a few pictures of the screen to show off its resolution.




**Photo 5: Mechatronics EPROMer. Programs EPROMs up to 27128.**

Photo 5 shows the Mechatronics EPROM programmer which will handle EPROMs up to 27128. It is an excellent piece of hardware with a good software driver. I'll review it in the future. If you're looking for an EPROM programmer you'll want to give this one some consideration.

Finally, Photo 6 is the GROM emulator with ROM at address 6000. This is the basic version using EPROMs which will emulate any cartridge. I have another version which will emulate multiple GROMs through RAM chips similar to a GRAM Kracker. It will also provide the Review Module Library function. This may be good news given the recent announcement by MG that it is discontinuing the GRAM Kracker (one of the two best pieces of hardware I own). I plan a complete article in two months.

### PASCAL ON DISK

I'm having a blast learning to use the



**Photo 6: GROM emulator with ROM at address 6000. Can be set up for RAM loading.**

German Turbo PASCAL. I've never owned a P-Code card so this is a real treat for me. It is an excellent programming language for the TI and well-documented in German. I'll be contacting the author to ask if he is willing to translate to English. This program far surpasses the capability of the P-Code card, according to one of my most trusted German friends who is a world-class programmer. If we can get the docs translated to English (so the program will be meaningful to those who don't read German) I'll do a complete review.

### CONTEST WINNER

We had a programming contest several months ago as a part of the assembly language tutorial series. I received many super entries and my only disappointment is there can be only one winner. My congratulations to Ray Price of Ceres, California, for his excellent submission. Price will receive a free one year subscription to MICROpendium. Honorable mentions go to Ed Schaum of New York, New York, E. Benton of Fairfield, Maine, and Jesse Slicer of Aganam, Massachusetts. For all the others I

(See Page 27)



## TECHIE CORNER—

(Continued from Page 26)

hope the experience\* provided some reward.

## LETTERS FROM READERS

Ted Yaffe of Potomac, Maryland asks where to obtain schematics for the TI99 and expansion cards, how GROMs work, how to simulate GROMs, and how to inspect console memory using a basic console. He adds that he has already replaced the console PROM with an EPROM so changes may be easily made.

Schematics for the TI-99 and expansion cards may be obtained from TI-Dealer Parts, P.O. Box 53, Lubbock, TX 79048, for \$2 each. The complete set is \$18.

Think of GROMs as sequential memories where each byte comes into view through a port. This port may be set to any address in the GROM. Every time you read a byte the address is automatically incremented by one. This is described on pages 270-272 of

the TI Editor/Assembler manual. Basically, the GROM write address is at 9C02 and the address is set by writing the MSByte first followed by the LSByte of the address to read. You can then read the data from address 9800. Each byte of data will be sequentially presented.

There are three ways I know of to simulate GROM so you may write your own GROM programs. First and best is the MG GRAM Kracker, secondly is the Mechatronics GRAM Karte, and third is my GROM simulation module for which I will publish construction plans in two months. Each of these devices allow you to modify GROM.

The only way I can think of to inspect the contents of memory of your basic console with no PEB is through the use of additional memory. Two immediate simple solutions come to mind. First, build a Super Cart like my GROM emulator and then load DEBUG or SBUG to read the memory.

The second is to use my DSR routine card and load your debugger there. Both methods require some hardware and software experience but you should be able to handle that if you can replace your console PROM. Of course, a Mini-Memory cartridge would do it also.

Merle Vogt of Von Ormy, Texas asks how to understand the data from the GROM chips.

This data is actually a programming language called Graphics Programming Language (GPL) which TI developed to maximize features of the TI99/4A, such as sound, sprites and video. The only programming guide I know of is proprietary but you can find a good book on the subject by Heiner Martin called the TI99/4A Intern. This volume briefly lists the GPL language and has a fairly accurate, documented listing of the console GROM and ROM

(See Page 28)

## BE A WINNER: JOIN THE CHICAGO-AREA TI-99/4A USERS' GROUP NOW!

The Chicago-Area TI-99/4A Users' Group is now offering a special package deal for new members who are unable to regularly attend meetings. For the initial fee of \$21.00, you will benefit from the following services:

**SAMPLE DISK OR CASSETTE:** You will receive a double-sided (FLIPPY) single-density diskette or a tape cassette (please specify when applying) which contains a sampling of the software available in our group's program library.

**LIBRARY:** The club maintains a library of programs available to all members for a minimal charge. You will also receive our free catalog, so that you may order programs through the mail.

**NEWSLETTER:** Members receive 10 monthly editions of the club newsletter, *The Chicago Times*. A larger *Super Summer Issue* is published for the summer months.

**BULLETIN BOARD SYSTEM:** The club maintains the very first TI-99/4A computer bulletin board system, operational 24 hours a day. As a non-attending member, you will receive a free password giving you lifetime access to the private sections of the board.

**MEMBERSHIP:** New members are most welcome and are usually swamped with offers of assistance and advice from fellow members. The six-year-old group has over 400 active members and is growing every year. If you do not live in the Chicago area and are unable to attend the meetings, you will receive the newsletter by mail. You will also receive any information on discounts that the group receives.

**THE TI-FAIRE:** The Chicago TI-Faire, held every year at Triton Junior College, is the biggest all-TI gathering in the U.S.

### CHICAGO TI-99/4A USERS' GROUP APPLICATION FOR MEMBERSHIP

★ ★

Date \_\_\_\_\_ Phone#(\_\_\_\_) \_\_\_\_\_

Name \_\_\_\_\_

Address \_\_\_\_\_

City, State & Zip \_\_\_\_\_

Membership: \$21/1st Year-\$24/Overseas-SEND  
PAYMENT TO:

Chicago-Area TI-99/4A Users' Group, Inc.  
Don Jones (Membership Chairman)—Dept. M2  
P.O. Box 578341 Chicago, Illinois 60657

## TECHIE CORNER—

(Continued from Page 27)

chips. With this book you can study the workings of the GPL interpreter, which is written in 9900 machine code at CPU address 004E-129E and interprets each byte of GPL.

For a good GPL disassembler I recommend the German version by Michael Weyand. TI Intern and GPL Disassembler and Assembler are available from RYTE Data whose advertisement can usually be found in MicroPendum. One of the best programs for observing the computer execute GPL is MG's Explorer.

Pierre Drouin of Canada asks how to assemble a program that will auto-start after loading like a game loader.

First, I'm not quite sure if the question is how to create a program image file or how to auto-start a tagged object file. I'll assume it's the latter. If you have the source code or use a program such as MG's DISKASSEMBLER to create source

code the process is fairly simple. Just add the entry point name of your program to the END statement as the symbol name as described on page 234 of the TI Editor/Assembler manual. Of course, the entry point name must be defined in a DEF instruction. Here is an example:

```
DEF START
Enter your program here
END START
```

When you load your program it will start automatically.

You can also directly modify the object code by changing the tag. This is described generally on pages 238-241 of the E/A manual. Find the entry point tag of the program (the 5 tag) and note the four digit address following it. Add a 2 tag to the program followed by the same four digit entry point address. Change the 7 tag (checksum) to an 8 tag, save the program in D/F 80 format using the E/A editor and the program should auto-

start when you load it. The easiest way to figure this out is to write a short program and study the tags.

Mike Dodd of Oliver Springs, Tennessee, asks for the XML's in Extended BASIC.

Mike Dodd of Oliver Springs, Tennessee, asks for the XML's in Extended BASIC.

First, let's be sure everyone knows what an XML is. An XML is a GPL instruction which tells the GPL interpreter to begin execution of a 9900 machine language program directly. The left nybble specifies which table to get the address from and the right nybble is the branch address in the table (base 0). Upon entry the WS pointer is set to address 83E0. The 9900 program exits with B \*R11. See the XB XML tables on the next page.


Richard Frenz of Locust Valley, New York asks why he is having pro-  
(See Page 29)

NEW! FROM THE CREATORS OF BANNER '99 AND EXTENDED BUSINESS GRAPHS

# JOY PAINT '99

Rated "A" in all areas by MICROpendium! (See August issue!)

Are you still using on of those "other" graphics programs? Why not graduate to a new level of graphics excellence with JOY PAINT? Set yourself free from all those cryptic commands with the only graphics program that is 100% joystick controlled. JOY PAINT '99 hosts dozens of features that the others lack. For instance JOY PAINT has a unique feature called UNDO that allows the user to "take back" the last portion of work! JOY PAINT has a



DIRECTORY feature that will catalog your diskettes. JOY PAINT uses joystick controlled tools such as a PENCIL and ERASER and has advanced tools to draw CIRCLES, OVALS, BOXES, and RECTANGLES. You can even SPRAY PAINT in any of the 26 selectable PATTERNS! JOY PAINT comes with hundreds of ready made graphics to get you started! REQUIRES: TI-99/4a, 32k, disk drive, joystick and one of the following: Ext-Basic, ED/ASSM Mini-Mem or TI-WRITER. \$39.95 POSTPAID!

**GREAT LAKES SOFTWARE**  
804 E. Grand River Ave., Howell, MI 48843



## TECHIE CORNER—

(Continued from Page 28)

blems since he added his second disk drive.

If you have all the DIP switches set properly and the ribbon cable to the drives is good then you probably do not have the resistor pack termination for the drive installed properly. On most drives, such as the TEAC 55B, this is a small blue device which looks like a chip located near the board connector. If you are running two drives this pack must be in drive 2 and the pack in drive one removed. If this doesn't solve your problem write back with specific symptoms, type drives, etc. and I'll try to help further.

John Pettit of Pasadena, California, asks how he can convert ASCII files in CP/M or MS-DOS format to TI format.

The easiest way would be to transfer the files between the RS232 port of an IBM computer and your computer. Otherwise, you can modify the disk access tutorial I wrote for MICROpendium to read a track and then write the track back out in TI format. This requires advanced knowledge of disk controllers and disk track format as well as considerable programming skill. In any case, both methods will work.

Robert Bouchard-Hall of Norton, Massachusetts, asks how to prevent computer lock-ups, especially when using Extended BASIC.

This is usually caused by dirty contacts. I recommend purchasing a good aerosol cleaner such as used to clean

>6010	XML Table 7 start address in standard XB cart.
>6010	COMPCG GPL entry for compact to take advantage of common code
>6012	GETSTB GPL entry for get string routine.
>6014	MEMCHG Checks to see if room available to insert a symbol table entry or PAB into VDP.
>6016	CNSSEL Selects page 2 and converts number to string.
>6018	PARSEG GPL entry to parse.
>601A	CONTG GPL entry for continue parse routine.
>601C	EXECG GPL entry to execute one or more lines of BASIC.
>601E	VPU SHG GPL entry point to push a variable into VDP.
>6020	VPOP Routine
to	
POP the VDP stack.	
>6022	PGMCH GPL entry point to get the next character.
>6024	SYMB GPL entry to put symbol name in FAC and find entry
>6026	SMBB GPL entry for find pointer to var space of each symbol table entry
>6028	ASSGNV Entry for assign numeric variable.
>602A	FBSYMB BASIC symbol table entry for GPL.
>602C	SPEED Routine to speed up XB execution.
>602E	CRNSEL
Selects	
page two of ROM and performs a crunch.	
>6030	XML Table 8 start address in standard XB cart.
>6030	CIF Convert integer to floating routine.
>6032	CONTIN Routine to continue after a breakpoint.
>6034	RTNG Routine to return to GRGM execution.
>6036	SCROLL Routine to scroll the screen one line.
>6038	IO Routine to decode which I/O utility is being called.
>603A	GREAD Routine to read data from ERAM to CPU.
>603C	GWRITE Routine to write data data from CPU to ERAM.
>603E	DELREP Routine to delete text in a crunched program.
>6040	MVDN Move contents of RAM down. If ERAM not present then VDP.
>6042	MVUP Move contents of RAM up. If ERAM not present then VDP.
>6044	VGWITE Move data from VDP to ERAM.
>6046	GWITE Move data from ERAM to VDP.
>6048	GREAD1 Routine to read data from ERAM.
>604A	GWITE1 Routine to write data from CPU to ERAM.
>604C	BDTECT Determines the amount of expansion RAM present.
>604E	SCAN Main looping structure of the prescan routine.

tape heads. Be certain it doesn't contain oil. Clean the contacts on all cartridges and the cartridge port using a business card as a brush. Open the console and remove the L-shaped cartridge port connector and clean the connector on the computer mother board. As long as you've gone this far I recommend removing the metal shield from the mother board and replacing the heat sink compound on the VDP chip.

This compound may be purchased at Radio Shack. When this chip overheats the computer will also lock up.

Well, I've covered a lot this month in Techie Corner. Lots of exciting projects and software are coming up. (For those who have asked for windowing routines, such as those used in TI-Writer, that's coming up soon.)

Until next time, "Assembler Executing."

## Techni-Graphics updates PC-Keys

Techni-Graphics has released version 2.0 of its PC-Keys program, a program giving the TI99/4A programmable control keys.

The new version retails for \$23.99 plus shipping and handling charges of \$1.50, according to Jim Kryzak of Techni-Graphics.

The new version features a new utility menu; an 11-digit display calculator which uses a windowing feature, allows the user to add, subtract, multiply, divide and compute square roots, and has a memory key; a disk catalog which now uses a windowing feature and allows the option of printout to a

printer; a note pad with a windowing feature which can be output to printer; and a setup utility program for such functions such as to set output device, edit keys 1-9 and change screen color.

For further information, or to order, contact Techni-Graphics, 1058 Perda Lane, Des Plaines, IL 60016-5724.

—First of 3 parts—

# Get more from TI-Artist with XBII

BY J. PETER HODDIE

One of the most obvious and exciting features provided by Myarc's Extended BASIC II is the ability to create bit map graphic screens from BASIC.

Some things are still too painful to write in BASIC: for example, a routine to draw a detailed picture of almost anything. Using dot, line, box, circle, and fill commands to create graphic images is tedious at best. However, the TI community is fortunate enough to have available several excellent drawing programs, including TI-Artist. The two subroutines presented in Listing 1 provide a method for loading TI-Artist screens into Extended BASIC II, and for saving XBII screens in TI-Artist format. And because TI-Artist contains the ability to interface with other popular drawing programs, including GRAPHX, Draw 'n Plot, Draw-a-Bit and others, you can essentially transport complete graphic screens between XBII and your favorite drawing program.

The routines are simple to use. To load a picture just enter the following without the \_\_P and \_\_C suffixes that TI-Artist uses. They will be supplied automatically.

CALL LINK("LOAD", "DSK1.PICTURE")

To save a picture, enter:

CALL LINK("SAVE", "DSK1.PICTURE")

To use either routine, you must be in bit map mode.

When you try out these routines, you will notice that you can actually see the graphics loading. This may not be desirable in certain situations so two more simple CALLs have been provided to turn the screen on and off. To turn the screen OFF use:

CALL LINK("SCROFF")

To turn it back on use:

CALL LINK("SCRON")

Note that when the screen is turned off all that you will see is the background color.

Besides being a convenient method

(See Page 32)

## Listing 1

```

DEF LOAD,SAVE
DEF SCRON,SCROFF

REF VMBW,VMBR
REF VWTR
REF DSRLNK
REF STRREF

WS   BSS 32      MY WORKSPACE

PABDA1 DATA >0500,0,0,>1800,>000D A PAB TEMPLATE
      BSS 20      ROOM FOR FILENAME
      EVEN

PAB   EQU >3B80      SAFE PLACE FOR THE PAB

DSRPTR EQU >8356      ADDRESS OF POINTER FOR THE DSR

D19  BYTE 17      A CONSTANT
UNDER TEXT '_'      UNDERLINE CHAR
P    TEXT 'P'
C    TEXT 'C'
D5   BYTE 5        CONSTANT
D6   BYTE 6        CONSTANT
      EVEN

RETURN BSS 2      RETURN ADDRESS

LOAD
      MOVB @D5,@PABDA1 INDICATE THAT THE PAB SHOULD LOAD
      JMP DSR          JUMP TO COMMON ROUTINE

SAVE
      MOVB @D6,@PABDA1 INDICATE THAT PAB SHOULD SAVE
* COMMON ROUTINE FOR LOAD/SAVE

DSR
      MOV R11,@RETURN SAVE RETURN ADDRESS
      LWPI WS          LOAD MY REGS

      CLR R0           NO ARRAY
      LI R1,1         PARAMETER #1
      LI R2,PABDA1+9 WHERE STRING SHOULD GO
      MOVB @D19,*R2   INDICATE MAXIMUM STRING LENGTH
      BLWP @STRREF    GET STRING

      MOVB @PABDA1+9,R9 GET THE LENGTH
      SRL R9,8        MAKE IT A WORD
      MOV R9,R10      MAKE A COPY
      AI R9,PABDA1+10 POINT TO CHARACTER AFTER FIENAME

```

(See Page 32)



# AT LAST—A COMPLETE PRINT SHOP PACKAGE FOR THE TI-99/4A

**THE PRINTSHOPPE 99™ Desktop Publishing System  
Now with GRAPHX II - Quick Load + Flip & Rotate**


Now create your own newsletters, advertisements,  
signs and greeting cards with this new package.

**INCREDIBLE NEW FONTS**

**TINY LARGE WEIRD SLANTED**

**FOR ALL OCCASIONS**

CLIPART AND PICTURES TOO!!



**GRAPHX & Asgard I & II  
COMPLETE  
\$47.95 + S&H**

## PACKAGE INCLUDES 2 GRAPHX + 2 COMPANION DISKS

Tex-Comp has gone all the way to Australia to directly import the latest extended basic version of GraphX and has combined it in a user-friendly package with 2 outstanding companion disks from Asgard, which are filled with 24 sets of fancy typestyles (fonts) and a huge collection of clip art pictures which can be printed out to make labels, illustrations, letterheads, etc. The companion disks contain a total of 14 clip art files with each file containing an assortment of different pictures.

By using GraphX together with these 2 companion disks, you'll have the ability, not only to create your own graphics, but also an outstanding collection of ready-to-use illustrations & typestyles. Requires 32K, disk drive, joystick and Epson or Star compatible printer.

**ADD \$7.95 for the newly released Companion Disks III by Asgard  
MANY MORE TYPE FONTS, CLIP ART AND SPECIAL FEATURES!!!**

Send order and make checks payable to:

**TEX+COMP**

P.O. BOX 33064—GRANADA HILLS, CA 91344



AUTHORIZED DEALER



VISA and MASTERCARD  
HOLDERS CALL DIRECT  
**(818) 366-6631**  
24 Hour Order Line

**TERMS:** All prices F.O.B. Los Angeles. For fastest service use cashiers check or money order. Add 3% shipping and handling (\$3.00 Minimum) East of Mississippi 4 1/2%. Add 3% for Credit Card orders. Prices and availability subject to change without notice. We reserve the right to limit quantities.

**NOTE:** Payment in full must accompany all orders. Credit card, Company check or Money order for immediate shipment. Personal Checks require up to 4 weeks to clear. California orders add 6 1/2% sales tax.

©1986 TEX-COMP

SEND \$2.00 FOR

CATALOG WHICH INCLUDES A \$5.00 SAVINGS CERTIFICATE

## TI-ARTIST &amp; XBII—

(Continued from Page 30)

of transferring graphic images, these routines also may be used to write a slide show-type program. Listing 2 is a primitive attempt at such a program. It will display every TI-Artist picture on the disk in the drive that is set at line 100. Although this is not a very exciting program, it does give some idea of the potential of such a program.

These routines also could be used to obtain a screen dump of a bit map screen from XBII by saving screens to disk, loading them into TI-Artist (or MAX-RLE by Travis Watford) and then printing them from that program. However, next month I will present a routine to do a straight screen dump without having to go through another program.

To use these routines, first type in the code given in Listing 1 and save it to disk with the filename DSK1.ARTLOAD/S. Next, enter the

(See Page 33)

(Continued from Page 30)

```
INCT R10      ADD 2 TO FILENAME LENGTH
SWPB R10      PREPARE TO PUT LENGTH IN PLACE
MOVB R10,@PABDA1+9  PUT LENGTH BYTE IN PLACE IN PAB
```

```
CLR @PABDA1+2
MOVB @UNDER,*R9+ COPY THE UNDERLINE INTO PAB
MOVB @P,*R9      AND THE P
BL @FILE        AND LOAD THE "PICTURE" FILE
```

```
LI R0,>2000
MOV R0,@PABDA1+2
MOVB @C,*R9      CHANGE THE P TO A C
BL @FILE        AND LOAD "COLOR" FILE
```

```
EXIT
LWPI >8380      RESTORE GPLWS
MOV @RETURN,R11 GET RETURN ADDRESS
RT              RETURN TO BASIC
```

\*\*\*\*\*

FILE

```
LI R0,PAB      ADDRESS OF PAB IN VDP
```

(See Page 33)

# Artist Instances

**Now!** for users of *TI-Artist* and *Font-Writer*! The most extensive, complete library of instances ever produced, exclusively from *Asgard Software*. Each single disk volume in the *Artist Instances* series is a valuable collection of highly-detailed instance clipart for use in any graphics project. Each individual volume is fully documented with explanatory notes and usage tips for *Font-Writer* and *TI-Artist* users. Each collection contains only the best artwork individually culled from hundreds of files and arranged by subject matter. Finally, each volume is available for an incredible price of only \$9.00 each!

- Volume #1 - *Animals 1*: A complete collection of domestic, wild and fanciful animals.
- Volume #2 - *Animals 2*: More familiar and rare animals to decorate and enhance your creations.
- Volume #3 - *Holidays*: A volume dedicated exclusively to those very special days of the year.
- Volume #4 - *Home*: A vast library of works depicting implements of the home and home repair, and of personal items.
- Volume #5 - *People*: Famous and not-so-famous people individuals for populating your works.
- Volume #6 - *Computer*: Artwork about computers with pieces depicting office implements, transportation, and more.

Order all six volumes for only \$43.20 - a 20% discount! Please add \$.50/volume for shipping and handling. Mail orders to:

Asgard Software, P.O. Box 10306, Rockville, MD 20850  
(301) 345-2492 (Office hours 8:00AM-8:00PM EST)

©1987 by Asgard Software

Mastercard and Visa Accepted





## TI-ARTIST &amp; XBII—

(Continued from Page 32)

Assembler and give a source file name of DSK1.ARTLOAD/S, object file name of DSK1.ARTLOAD, hit ENTER for the list file, and enter RC for options. When the Assembler is done you can then start up XB II and do a CALL INIT, followed by a CALL LOAD("DSK1.ARTLOAD") to bring the routines into memory.

If you don't want to type the code in or don't have access to an assembler, you can obtain the source code, object code, and demo program by calling BCS TI99 BBS No. 2 at (617) 335-8475 or you can get a disk with the material by sending \$3 to Boston Computer Society, TI99 User Group, One Center Plaza, Boston, MA 02108.

## Listing 2

```
50 DEFINT ALL
60 DIM P$(50) ! ROOM FOR 50
PIX
70 DELAY=1500 ! DELAY TIME B
ETWEEN PICTURES
90 GOSUB 500
100 D$="DSK2." ! DEVICE TO R
EAD CATALOG FROM
110 OPEN #1: D$, INPUT ,FIXE
D ,RELATIVE ,INTERNAL
120 INPUT #1: A$,B,C,D
130 INPUT #1: A$ :: IF POS(A
$,"_P",1)=LEN(A$)-1 THEN Z=Z
+1 :: P$(Z)=D$&SEG$(A$,1,LEN
(A$)-2)
135 IF A$<>" THEN 130
140 CLOSE #1 :: IF Z=0 THEN
STOP
150 CALL GRAPHICS(3)
200 FOR X=1 TO Z
210 CALL LINK("SCROFF") :: C
ALL LINK("LOAD",P$(X)) :: CA
LL LINK("SCRON")
215 FOR Y=1 TO DELAY :: NEXT
Y
220 NEXT X
230 GOTO 200
500 CALL GRAPHICS(1) :: CALL
CLEAR
510 DISPLAY AT(10,1) : " T
I-Artist Picture Show": "
By J. Peter Hoddie": "
For MYARC XB II"
520 RETURN
```

(Continued from Page 32)

```
LI R1,PABDA1 THE PAB TEMPLATE IN CPU
LI R2,32 ABOUT 32 BYTES
BLWP @VMBW MOVE PAB TO VDP
LI R0,PAB+9
MOV R0,@DSRPTR TELL DSR WHERE PAB IS
BLWP @DSRLNK LOAD/SAVE THE FILE
DATA 8
RT RETURN TO CALLING ROUTINE
```

\*\*\*\*\*

SCRON

```
MOV R11,@RETURN SAVE RETURN ADDRESS
LWPI WS LOAD MY WORKSPACE
LI R0,>01E0 TURN SCREEN ON DATA
JMP SCREEN COMMON ROUTINE
```

SCROFF

```
MOV R11,@RETURN SAVE RETURN
LWPI WS LOAD MY WORKSPACE
LI R0,>01A0 TURN SCREEN OFF DATA
```

SCREEN

\* COMMON ROUTINE

```
BLWP @VWTR WRITE DATA TO VDP REGISTER
SWPB R0
MOVB R0,@>83D4 TELL KSCAN THAT WE MADE THE CHANGE
B @EXIT AND RETURN TO BASIC
```

END

## Reviewed in MICROpendium

1984

February: B-1 Nuclear Bomber, Tandon TM-100 Disk Drive, Void, Beanstalk Adventure, Microsurgeon, On Gaming, Database 500  
 March: Star Trek, Escape From Balthazar, Garkon's Getaway, Sky Diver, Mail-Call, Prowriter 8510 Printer  
 April: Monthly Budget\$ Master, Budget Master, Home Budget, Thief, Donkey Kong, Khe Sanh  
 May: Companion Word Processor, Q\*Bert, Mad-Dog I & II, Programs for the TI Home Computer  
 June: Creative Expressions Accounts Receivable/Accounts Payable, CDC 9409 Disk Drive, Starship Concord, Lost Treasure of the Aztec, ASW Tactics II  
 July: Theon Raiders, Introduction to Assembly Language for the TI Home Computer, Game of Wit, Pole Position  
 August: TE-1200, Tower, Galactic Battle, Galaxy  
 September: Wycove Forth, 99/4 Auto Spell-Check, QUICK-COPYer, Wizard's Dominion, Anchor Automation Mk XII Modem  
 October: Killer Caterpillar, ZORK I, Defender  
 November: 9900 Disk Controller Card/Manager, Super Bugger, Transtar 120S printer, Floppy-Copy, Data Base-X  
 December: Gravity Master, Data Base Manager System, Learning 99/4A Assembly Language Programming

1985

January: Super Sketch, Foundation Computing 128K Card, PTERM-99, TI-Runner  
 February: Super Extended BASIC, Beginning Assembly Language for the TI, ZORK II  
 March: Morning Star Software CP/M Card, WDS/100 Winchester Disk Drive, Sketch Mate, BMC Color Monitor  
 April: 9900 Micro Expansion System, Disk + Aid, Gemini

10X-15X

May: Character Sets and Graphics Design, Draw 'N Plot  
 June: GRAPHX, DATA BASE I  
 July: Acorn 99, Advanced Diagnostics  
 August: Model Dow-4 Gazelle, TI-Artist, PC-KEYS, Not-Polyoptics' Bankroll  
 September: Midnite Mason, Myarc 32K/128K Card, GRAPHX Companion  
 October: 4A/TALK, Extended BASIC II Plus, XB Detective, Console Writer 2.1  
 November: Foundation Z80A/80-column cards, 9900BASIC, Adventure Editor  
 December: Display Enhancement Package, Triple Tech

1986

January: BITMAC, Starcross  
 February: Night Mission, Peripheral Diagnostic Module, BA-Writer  
 March: Super Duper, Tunnels of Doom Editor, Business Graphs 99  
 April: U.S. Open Tennis, PRBASE  
 May: 4A Flyer, GRAM Kracker, Artist's Companion  
 June: Myarc Disk Controller Card, Maximem  
 July: Horizon RAMdisk, Old Dark Caves, Funlwriter, TI99/4A Macro Assembler  
 August: JOYPAINT 99, GPL Assembler, TI99/4A INTERN, GPL Linker  
 September: Mechatronic 128K card  
 October: TI-Forth Utilities, CorComp Memory Plus  
 November: Submarine Commander, PEP, MAX-RLE  
 December: GK Utility I and II and GRAM Packer, X-10 Powerhouse, RAVE 99/101.

1987

January: MG DISKASSEMBLER, Myarc XBII.

# Freeware

## Freeware policies

The Freeware page is a periodic feature of MICROpendium. MICROpendium makes no claims as to the validity of any Freeware offer, nor is there any guarantee that any software will be suitable for any purpose.

### FREWARE REQUIREMENTS

- Disks sent for freeware must be initialized;
- Unless otherwise stated, include a stamped, self-addressed return mailer to receive the Freeware;
- Be patient, those offering Freeware are not doing it for a profit;
- Report any problems you have to MICROpendium.

- To encourage continued development of user-supported software we suggest including a donation of \$3-\$10 for Freeware.

### FREWARE ANNOUNCEMENTS

Anyone wishing to have a Freeware announcement included on this page may do so by submitting a copy and brief description of the program, and a note indicating that it is in the public domain, to MICROpendium.

The complete MICROpendium Freeware listing is available for \$1.50 from MICROpendium. The list is updated quarterly.

## EE BONDMASTER UPDATED

EE Bondmaster calculates the value of government series EE bonds issued after November 1982, including those bonds issued after the recent change in minimum interest in November 1986. Maintains a database of bond serial numbers, purchase prices, issue dates and government-announced variable interest rates (announced every November and May). Makes replacing lost or stolen bonds a snap. Computes values using variable interest rates for bonds five years or older. Send blank, initialized disk with return mailer and postage to: Real Estate Projections; 409 Elberon Ave., Suite 2; San Pedro, CA 90731.

## TEXNET NO LONGER AVAILABLE

The Texnet network on The Source was discontinued on Jan. 30. Freeware is no longer available on the network. However, TISIG has replaced Texnet for TI Source users and includes a database of more than 100 programs available for free downloading by Source subscribers.

## ADDRESS & TELEPHONE FILER

This program is used to keep track of names, addresses and telephone numbers. It includes an on-screen help function as well as a disk cataloger that lists address and telephone files. Also included are a sort routine and the capability to search on any field. A six-page manual is included. The program consists of 16 files totaling 162 sectors. It requires Extended BASIC and a disk system. A printer is optional. (It may be used to print mailing labels).

Send \$7.50 to Walter R. Davies; Gator Software; 17718 Orchard Lane; Salinas, CA 93907.

## MULTIPRINT COMMAND FILE

This program is used to insert printer commands anywhere on a spreadsheet created with Microsoft Multiplan. It supports a number of printers, including Epson and Epson-compatibles, Gemini 10 and 15X, Star Micronics SG-10, Seikosha GP-550A and Gorilla Banana, C. Itoh Prowriter and Okidata. The authors will create a command file for other printers if the user provides a listing of printer commands. Documentation is on the disk. Send disk, postage and return mailer to Jack and B.J. Mathis; 5941 E. 26th; Tucson, AZ 85711. A donation of up to \$10 is requested from those who use the program.

## NUTRIGUIDE

This program is used to provide data concerning the nutritional content of various foodstuffs. It may be used to analyze the nutritional value and content of individual food items, recipes or entire meals. Factors analyzed include calories, protein, carbohydrates, fat, cholesterol and sodium. The program calculates the amount of these items in particular foods and provides a breakdown of their values based on the size of the serving. The user may readily add food items to the database. (The data base uses grams as the unit of measure.) Nutriguide requires Extended BASIC and a disk system. A printer and speech synthesizer are optional. Although an expansion memory is recommended, it may be used on a limited basis with 16K. A printer manual is included.

Send a disk, return mailer and postage to Paul Meadows; 321 Iony Hill; Lr. Sackville, Nova Scotia; Canada B4E 1M6. A donation of \$5-\$10 is requested.

## SUPERDIAL

This standalone program may be used to dial a phone using a modem. It may be used to dial via PC Pursuit or locally. The user may enter up to ten telephone numbers to be dialed on a rotary basis. The entire list may be repeated as many times as desired. (Using PC Pursuit, up to 10 3-digit area codes may be entered.) When a connection is made, a tone is sounded and the user may then load a terminal emulator or other program. (For example, Superdial may be used to call a remote computer and after a connection is made the user may load TI-Writer to send a text file using the Print File option.) The program includes a copy of Paul Charlton's Fast-Term terminal emulator. Superdial requires a modem, Extended BASIC, expansion memory and a disk system.

Send a disk, postage and return mailer to: Roger Davis; 11410 Grovedale; Whittier, CA 90604. A \$5 donation is requested by users.

## FAST-TERM AUTO-DIALER

This 23-sector program is designed to be used with the Fast-Term terminal emulator. The program includes Fast-Term and a LOAD program that automatically loads the Auto-Dial program. Documentation is on the disk.

After loading the Auto-Dialer, the user has the option of  
(See Page 35)



# Freeware

(Continued from Page 34)

entering BBS phone numbers into the database (up to 20 may be included), loading Fast-Term, dialing a number from the BBS list, dialing manually or changing the initial communications parameters. In normal use, the program is used to call a BBS from the listing of phone numbers. After a connection is made the user loads Fast-Term from the Auto-Dial menu screen.

Send a diskette and \$2.50 to cover postage and mailer to Dave Johnson; 2109 Pullman Circle; Pensacola, FL 32506. A \$5 donation is requested from those who use the program. The program is also available via the author's BBS. The 24-hour, 7-day a week board may be reached at 904-453-4667. It operates at 300 and 1200 baud.

## XBASIC TOOLS

Extended BASIC Tools contains a group of utilities useful to those who write programs in Extended BASIC or BASIC. System requirements are Extended BASIC, expansion memory, disk system and RS232.

XB Tools programs area used to extract or modify data of programs saved in a MERGED format. The utilities offer the following capabilities: creation of a list of key items and a reference list for each item; a compression facility designed to reduce the size of a program; changing of names of as many as ten variables at a time; deleting, moving or resequencing of blocks of program lines; combining of DATA lines for greater efficiency; and printing of the line lengths of program lines, as well as line contents if desired. Documentation is included on the disk.

Also included on the disk are a program that prints a chart of all ASCII codes, their characters, hex value and TI BASIC tokens; a program to test printer compatibility; and a multipurpose disk cataloger, program RUNner and file printer.

Send \$6 per copy (\$7.50 in U.S. funds for Canada and other countries) to: Jim Swedlow; 7301 Kirby Way; Stanton, CA 90680.

## CREATIVE FILING SYSTEM

This data manager program consists of two disks and requires Extended BASIC, memory expansion and a disk system. Optional equipment includes a printer, multiple disk drives and Foundation Computing's 128K card. The program is compatible with the Myarc and Horizon RAMdisks.

This comprehensive data manager allows the user to create up to 16 fields of data with a limit of 28 characters per field. Multiple files may be stored on a single disk. With CFS, users may display records based on user-specified criteria, append to files, search files using user-defined conditions, change individual records or entire files, sort user one or two keys and create graphs using data from numeric fields.

Other features include a global change option, sub-files based on user-defined criteria, ability to convert data base files to D/V 80 format for use with TI-Writer, mathematical operations via a report generator and formatter program,

ability to print columnar reports with automatic column spacing and a built-in disk catalog program to locate CFS-created files and more. Extensive documentation is included on disk

Send two disks, return mailer and postage to: Mark Beck; 166 Delaware Cir.; Jacksonville, AR 72076. A donation of \$10 is requested.

## FAS-TRAN UPDATED, AND MORE


Bill Harms has updated is FAS-Tran checkbook recapper program. New options include the ability to accomodate any printer for compressed or elite fonts and ability to print checkbook data from selected periods.

Harms is also offering four other programs: Window Calculator, a 10 key-like calculator that may be merged into another program or used by itself; TI-Writ-Mail, a filing system that used the TI-Writer editor for simple database applications; Printer-Bosser, a group of subprograms to set printer codes; and Screen-Maker, a block graphic, screen designer/printer program. All have documentation on the disk.

Send \$5 for the four programs to Bill Harms; 6527 Hayes Ct.; Chino, CA 91710.

## SEGREGATION, FLIP-FLAP

Segregation is a is an Extended BASIC game in which the  
(See Page 36)



*The*  
**HORIZON  
RAMDISK**

**192K RAM  
BATTERY-BACKED**

**\$53\* PC Board, Manuals & Software**  
**\$45\* Five or more boards with one manual and set of disks.**

\* PARTS AVAILABLE ELSEWHERE FOR ABOUT \$100/728 Board  
\* OHIO RESIDENTS ADD 5.7% SALES TAX

**CONSTRUCTED - 90 DAY WARRANTY**

192K - 720 Sector .....	\$210
104K - 360 Sector .....	\$185

**EASY TO USE...**

- > Functions just like a TI floppy drive, only FASTER! Load the operating system with a single key press, then access the RAMDISK as you would a floppy disk.
- > Compatible with software using standard DSRLNK including sector copy, Disk Manager II, MG Explorer, TI Writer, TI Multiplan, and Editor/Assembler. Compatible with TI BASIC, TI Extended BASIC, TI and Wycove FORTH, TI LOGO, and Assembly Language.
- > Comes with the DM-1000 Disk Manager. Loads from BASIC of Ext BASIC in 1 second with CALL DM.
- > Compatible with existing hardware including MAXIMEM, GramKracker, and the RAM/GRAM Card.
- > Accepts drive names from DSK1 to DSK6.
- > DIP switch sets CRU Base from >1000 to >1700.
- > Adds CALL Subprograms to BASIC to 1) set the drive number, 2) set write protect, 3) set maximum sectors, 4) enable DSR for direct access, 5) execute M/L code from BASIC. DELETE "XBCALL" downloads CALLs to low 8K for execution from running Ext BASIC programs.
- > Comes with complete DSR SOURCE CODE. Explains how to write A/L CALL routines to enhance TI BASIC.

**HORIZON COMPUTER LIMITED**  
P.O. Box 554  
Walbridge, Ohio 43485

**NOT JUST ANOTHER RAMDISK...**

**THE ONLY BATTERY-BACKED RAMDISK** for the TI-99/4A. The on-card batteries recharge when you operate your computer. The batteries will last for years and the entire 192K RAM memory is battery-backed including the DSR RAMDISK Operating System.

**THE ONLY FULLY OPEN PE-BOX CARD.** The Horizon RAMDISK contains no EPROM or ROM. The DSR Operating System is in RAM and is loaded from a floppy disk. DOCUMENTED SOURCE CODE is provided for those who wish to understand AND MODIFY the Operating System.

**THE ONLY PERIPHERAL WITH DSR RAM** which allows the assembler language programmer to write Device Service Routines. The Horizon RAMDISK memory is decoded entirely within address space >4000 to >5FFF. A special loader (provided with SOURCE CODE) enables AORG Editor/Assembler object files to be placed in the RAM on the card. You can write all new CALL subprograms for TI BASIC, power-up and interrupt service, and DSR routines making use of the 192K battery-backed RAM >4000 to >5FFF is always enabled, and the remaining 186K is paged in 2K at a time in >5800 to >5FFF with the LDCR instruction.

**THE ONLY RAM CARD YOU CAN BUILD** your self at substantial savings over fully constructed models. You can buy the printed circuit board, user's manual, Operating System software, and an ILLUSTRATED step-by-step construction manual with schematic and parts list and get the parts wherever you can find the best deals. Hundreds of TI Enthusiasts have built the Horizon RAMDISK. If you've had any experience building electronic kits you can too — at SIGNIFICANT SAVINGS! (If you want a fully constructed, tested and warranted unit, we sell those too.)

# Freeware

(Continued from Page 35)

user is required to "integrate" and then "segregate" 20 boxes. The author, Chris Lang, describes it as a 20-sided Rubik's cube-type puzzle. Segregation is available on diskette or cassette.

Flip-Flap, Fact-Filled, Floppy-File Fun Folders is an Extended BASIC utility that allows users to print a disk catalog on its own printer-made disk jacket. Features include an array of disk jacket styles, selectable and mixable fonts, disk labels and more. The program requires a memory expansion, disk system.

Send \$5 for Segregation, \$3 for the jacket printer, and a floppy diskette for each program (or cassette for Segregation), return mailer and postage to: Chris Lang; 1906 Jackson Rd.; Baltimore, MD 21222.

## GAMES OF WIT

Chris Lang is offering his Wit Game Series on three disks. Included are five Extended BASIC, educational, word games for ages 6 and up. They are:

—The Game of Wit, a Scrabble-type game reviewed in the July 1984 edition of MICROpendium;

—Nit-Wit, the object of which is to "trap" letters which are falling through drain pipes by maneuvering a stopper plug into the pipes;

—Wit or Wit-Out, a game for 2-6 players the object of which is to form words by adding or subtracting letters from words previously placed on the screen;

—Wittle Tags, a game for 2-6 players the object of which is to form the shortest word possible using randomly generated letters;


—Wit's End, an advanced version of The Game of Wit.

Documentation for the games is on disk. Extended BASIC, a disk system and expansion memory are required. The author asks \$10 for the series of games. Send three disks, return mailer and postage to: Chris Lang; 1906 Jackson Rd.; Baltimore, MD 21222.

## TAXMASTER '87

This Extended BASIC program is designed to help users prepare their 1987 U.S. income taxes. It includes most of the items from Form 1040 and Schedules A and B. The items appear on the screen in about the same order as they appear on the forms. The program requires Extended BASIC, expansion memory, disk system and printer. It is designed for use with Epson compatible printers but the printer controls may be modified by the user for other printers. The program prints the final tax return using the government's tax form. Send \$5 to Howard H. Arnold; 210 Beech Valley Rd.; Lewisville, NC 27023. He will supply disk, postage and return mailer.

★ ★ ★ ★ ★ ★ ★ ★ ★ ★ ★ ★ ★ ★ ★ ★  
**ARE YOU READY?**  
 ★ ★ ★ ★ ★ ★ ★ ★ ★ ★ ★ ★ ★ ★ ★ ★





★ 1986 DA-TAX AUDITOR: Federal Income Tax preparation program for TI99/4A for only \$19.00. Covers form 1040 and schedule A for itemized deductions. Menu driven, very fast, and extremely easy to use. Pop-up calculator window available at a touch of a key. Saves, loads data, prints the results, and recalculates the form in less than 2 seconds. 15 day money back guarantee, yearly updates and FREE telephone support. Extended BASIC module required. VISA/MC/AmEx/COD ORDERS ONLY call toll free 24hr/day, 7 day/week:

★ **800-628-2828 Ext 820**

★ Or mail check or M.O. to:

★ **DATAx,**  
 1923 Linden Street,  
 Ridgewood, NY 11385

★ **Questions & info call: 718-417-0165**

★ ★ ★ ★ ★ ★ ★ ★ ★ ★ ★ ★ ★ ★ ★ ★

**ANNOUNCING THE  
 NEW  
 ALL DIFFERENT BOOK  
 BY  
 RON ALBRIGHT  
 THE ORPHAN'S SURVIVAL HANDBOOK**

★ **RON ALBRIGHT REPORTS...**

★ "The first book, "The Orphan Chronicles", was ABOUT you—the Texas Instruments 99/4A enthusiast. Now, there is a book BY you. The "Orphan's Survival Handbook" is the one-stop information source for the TI user."



★ "The "Orphan's Survival Handbook" was both easier and harder to put together than was the "Orphan Chronicles". Easier in that it was already written! It is an anthology of material gleaned from literally hundreds of user group newsletters and hundreds of hours of downloaded files from bulletin board systems. It is the "Best of" you—the TI user group members, hackers, programmers, and newsletter editors. Why, then, was it difficult? There was so much quality material available! The hardest thing was not finding enough material, it was deciding what I could leave out!"

★ "The "Orphan's Survival Handbook" is a 200-plus page compendium of TI material. It is filled with schematics, hardware hacks, programs, tips, and tutorials from across the country. Where to call, where and what to buy, and what to read. Moreover, it contains new, "never-before-seen" material from some of the brightest minds in the TI community (too numerous to name them all). Looseleaf, and three-hole punched, the manual can be placed conveniently in a binder for easy access. And updates (which are planned for registered owners) can be easily incorporated into your "Handbook" as new insights and developments become available. While I can't guarantee the "Handbook" will have "everything you ever wanted to know", I can assure you that it has most everything I could think of. NOW AND LATER. This handbook will continue to grow... in comprehensiveness and in its personal value to YOU!"

★ Projected retail price is \$16.95.

★ Published By  
**Disk Only Software**  
 P.O. Box 4170  
 Rockville, Maryland 20850

★ or call  
**1-800-446-4462.** At the tone, enter 897335 for recorded order message. Touchtone phone is required.  
 Alternate is (301) 369-1339. No. Touchtone is required.  
 Voice information line (301) 340-7179  
 9 am - 6 pm EST

★ Disk Inquiries Invited



## TI-TAX

# Put Multiplan to work on your taxes

By JOHN KOLOEN

TI-TAX is a program that I hate to use, but it comes in handy nonetheless.

TI-TAX is a collection of templates for Microsoft Multiplan that essentially allow TI users to do federal income taxes on their computers. Not something I like to stay up nights doing, but it's got to get done.

The templates were developed by William G. Chavanne and come in a collection of four single-sided, single-density diskettes. Each template is a character by character copy of the familiar (and some unfamiliar) income tax forms. The disks are available separately. Disk names are Shortforms, Shareform, Schedules and Otherforms.

Shortforms, \$19.95, consists of the following templates: Form 1040A, Form 1040EZ, Form W4 and Schedule 1. Documentation is included on disk along with a flow chart.

Shareform, \$9.95, includes Form 1040, a template called Figuretax that includes Schedules X, Y, Z and G, a flow chart and documentation.

Schedules, \$19.95, includes Schedules A, B, D, E and W. It uses documentation from the Shareform disk.

Otherforms, \$19.95, includes Form 1040X, Form 2106, Form 2441, Form 3903, Form 6251 and Form W4.

**Performance:** The power of Microsoft Multiplan lies in its templates. And as far as federal income taxes are concerned, these templates release the power of Multiplan. I've been working with the entire set of templates and have been able to complete most of my tax form. (The only template not available with the set I have is Form 4562 which relates to depreciation and amortization. Mr. Chavanne says he is willing to incorporate templates not available in the current set for a fee of \$25 per page. If he already has the form designed he'll provide it for \$7.50 on a

## Review

### Report Card

Performance .....	A
Ease of Use.....	B
Documentation .....	B-
Value.....	A
Final Grade.....	A

**Cost:** from \$9.95 to \$19.95 per disk (four disks in entire set)

**Manufacturer:** William G. Chavanne, 4559 English Ave., Fort Meade, MD 20755; 301-672-1980

**Requirements:** Microsoft Multiplan, disk system, expansion memory and a printer capable of printing 17 characters per inch

user-supplied disk or for \$10 if he supplies the disk.)

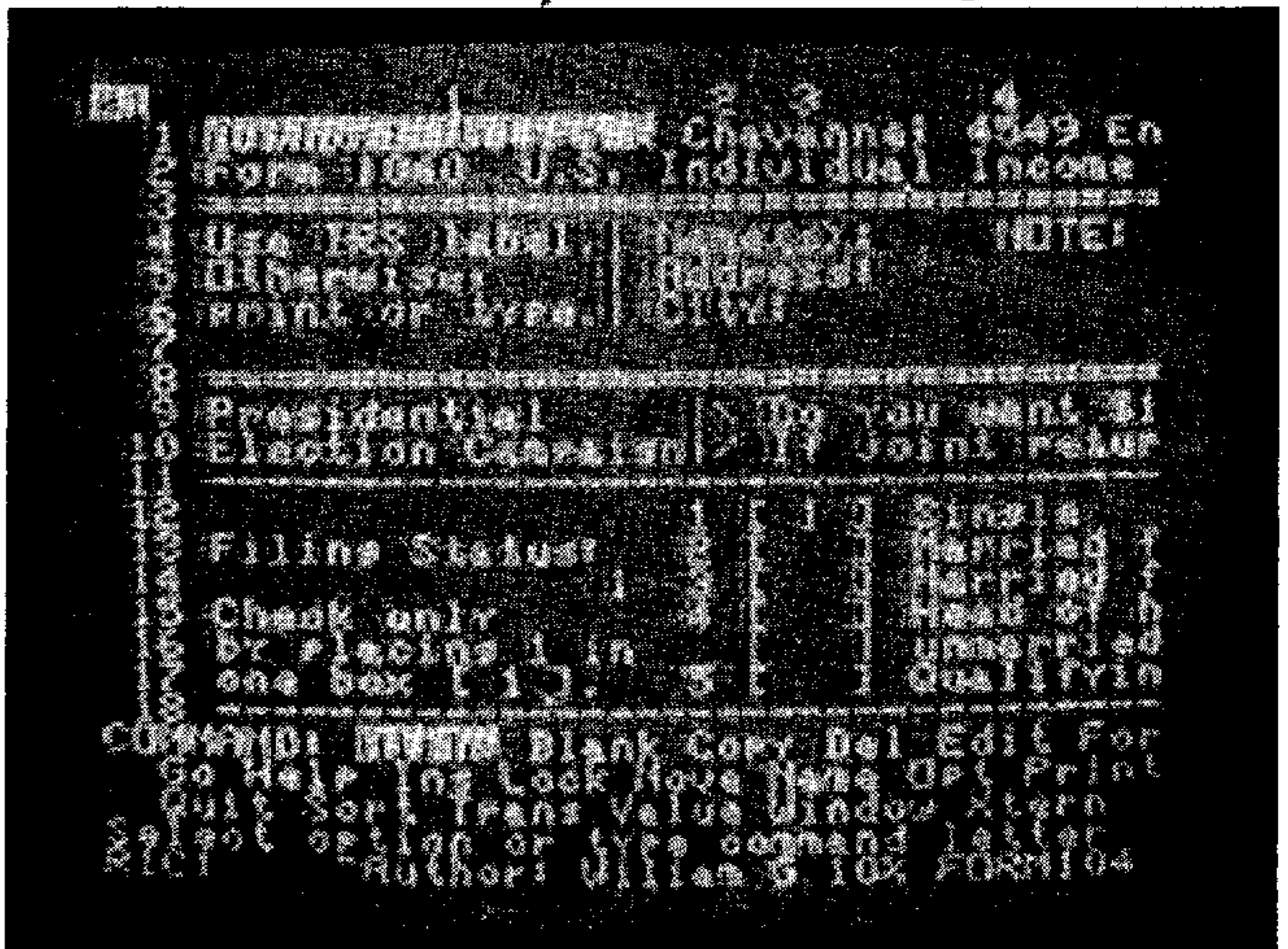
Just as Form 1040 requires information from other forms, the TI-Tax 1040 is linked to these other forms using the Multiplan eXternal command. This allows the user to enter the data

exactly where he'd enter it using the actual income tax forms, with most of the calculations being done automatically. There is even a template that uses a Lookup table to figure tax rates using Schedules G, X, Y and Z. However, because of its large size, the Tax Table used by most taxpayers is not included as a template.

TI-Tax is basically a computerized version of federal income tax forms and thus the best manual to have on hand when using TI-Tax is the Federal Income Tax Forms and Instructions booklet.

Limitations of TI-Tax are the limitations of Multiplan. It's a bit slow and one has to do a lot of windowing to get from the beginning of an instruction line to the end. (This would be the case even on an 80-column display since the federal tax forms are wider than 80 columns). One has several options to speed things up, among which are moving from one unlit cell to the next. I found that placing the cursor on the right side of the form and reading down the form was the best and fastest

(See Page 38)






# TI-TAX—

(Continued from Page 37)  
 way to finish the form. (Turning off the recalculation option also helps.) Of course, you must use the actual tax forms as a guide, but you'd be doing

Try the Checkbook Program  
 That Works! Buy  
**ROCKETMAN**



**Now \$29.95** Requires 1 Disk Drive, 32K and Extended Basic. Completely documented for the new user. Has **SPEED >>> DOC** for the experienced user.

**California Programs**  
 4104 San Pablo Dam Road  
 El Sobrante, CA 94803  
 (415) 222-1626

that whether filling them out on a computer or on the kitchen table.

Although some of the forms read data from several linked sheets, I did not find loading procedure to be lengthy. Those with single-sided, single-density disk controllers will have to take care in making sure the various linked templates are available to be read. A DS/DD controller will speed things up in this regard and allow virtually all the forms to reside on one drive. A RAMdisk may also come in handy, and a user with a hard disk will glad he's got one.

As far as the actual calculations go, I could not find any errors in the formulas used in TI-Tax, and I used most of the forms.

**Ease of Use:** I gave TI-Tax a "B" in this regard because of the difficulty one has in moving from place to place on the template. This is due to the limitations of Multiplan and the 40-column display more than the templates.

**Documentation:** The documentation is filled with disclaimers and warnings about making sure to use the federal income tax booklet as a guide. I think it repeats these caveats far too often and could have been reduced in size by a half without losing anything. Aside from a couple of introductory pages about how to use Multiplan the documentation is much ado about nothing.

**Value:** Why do your taxes on a computer? My experience is that it takes me several tries to get it right, and the value of TI-Tax is that I can change as many entries as often as I want and it will automatically recalculate the entire tax form. I can do some "what-iffing", which could come in handy in planning for next year's taxes, and if you get really conscientious (I know I won't do this) you can input the tax data as it comes in and know before the end of the year whether to expect a refund or a payment.

**NEW** CSGD USER DISK #4  
**ONLY \$10.95**

CSGD USER DISK #4 is the newest support library for the CSGD series program packages or Font Writer owners. There are 16 awesome fonts, 11 include lower case characters, 61 small graphics, and 26 large pictures. See the samples in this ad. CSGD USER DISKS require CSGD I, II, and/or III and either an Epson or Prowriter graphics compatible printer. Font Writer only supports Epson graphics compatible printers. Please specify your printer when ordering.

**MINIBR2**



**ORNAMENT**

**CURLY NEWS**



**ALEXIA**

**SQUISH TECHS**

**ARTDECO**

**GAMBO**

If you don't already own the 3 previously released USER DISK graphics libraries, you will want to add these to your collection. USER DISK #1 (7 fonts, 3 graphics, 1 picture) sells for \$5.95, USER DISK #2 (22 fonts, 86 graphics, 26 pictures) sells for \$10.95, and USER DISK #3 (12 fonts, 127 graphics, 27 pictures) sells for \$10.95. Please specify printer when ordering.

**Texaments**

**53 Center Street, Patchogue, New York 11772**

**BRAVE**

**STENCIL2**

Please add shipping charges as follows: \$2.00 for software, \$4.00 for hardware. Call our office (516-475-8480) or bulletin board service (516-475-6465) for additional information. All C.O.D. orders must be called in. Sorry no credit card orders accepted. Prices and availability subject to change without notice. Dealer inquiries are invited.



## Mechatronic TI-Mouse

# No squeaks from this input device

By JOHN CLULOW

The Mechatronic TI-MOUSE is a beautifully designed input device for the TI99/4A. It is priced a little lower than similar devices for Apple and Tandy computers and outperforms them in some respects.

The mouse is about the size of a TI command module and has a motion sensing ball on the bottom. When it is moved on a flat surface, the computer generates a corresponding motion on the screen. Two keys on the mouse are used to make menu selections, draw, etc.

Joysticks and trackballs allow motion in one of eight directions. The mouse, on the other hand, provides accurate representation of speed and the full range of possible directions making it the most natural and easy-to-use input device available. Anyone who has been frustrated while trying to use a joystick or trackball with TI-Artist will be overjoyed with the performance of the TI-MOUSE.

The TI-MOUSE cable is plugged into a small interface box which, in turn, connects to the console joystick port. An AC adaptor supplies power to the interface. While the manual suggests an 8x11-inch section of table be available for the mouse, I found that an area of only 4x5 inches was sufficient. A mouse displacement of one inch translates into about 96 pixels on the screen; the minimum movement for full screen motion is about 2.5 inches horizontally and 2 inches vertically.

Three demo programs are provided. An Extended BASIC program displays a pocket calculator on the screen. The mouse moves a hand-shaped sprite to operate the calculator. An assembly language Breakout program shows how the mouse works in an arcade type game. Full source code is provided. The third program is a demo version of Mechatronic's TI-DOS; a disk manager program. The mouse moves an arrow-shaped cursor for icon selection of various disk functions.

## Review

### Report Card

Performance .....	A
Ease of Use .....	A
Documentation .....	A
Value .....	A
Final Grade .....	A

Cost: \$99.95


Manufacturer: Mechatronics GmbH, West Germany; distributed by T.A.P.E. Ltd., P.O. Box 4042, Ontario, CA 91761.

Requirements: console, memory expansion, disk system.

These examples illustrate how to include mouse routines in user-written programs. This is easy to do with the software provided. Loaded with a CALL LOAD statement, a program called MOUSE allows access to the device in Extended BASIC programs. Sprite number 1, used by the MOUSE program, can be assigned any desired color and pattern as usual. Three

CALL LINK routines are available: MAUS0 halts the main program until the sprite cursor is positioned as desired and the Mouse Key is pressed; MAUS1 is an interrupt routine which allows the Extended BASIC program to continue running while keeping track of the position of the mouse; and MCLR cancels the MAUS1 interrupt routine. MAUSE0 is analogous to an INPUT statement in BASIC; all processing stops until an entry is made. The interrupt routine, on the other hand, "automatically" keeps track of the mouse as the program continues execution. Interrupt routines, executed many times each second, tend to slow down operation of an Extended BASIC program so the MCLR routine should be executed whenever mouse input is not to be obtained. (An in-depth explanation of this principle can be found in J. Peter Hoddie's article "Attach a Sprite to a Joystick" in MICROpendium's Oct. '86 issue.)

CALL LOAD or CALL PEEK statements are used to read or assign mouse parameters, allowing a high  
(See Page 41)





# Newsbytes

## CorComp-to release new word processor

CorComp's new word processing program, Writer-Ease, is scheduled for a mid-February release, according to Jackirae Sagouspe, president of CorComp.

The program features a 30,000-word dictionary and spell checker. A single word or an entire document may be checked against the dictionary without the user leaving the edit mode, she says.

The program also enables the user to see a list of possible words which his misspelled word might be intended to be.

List price for the two-disk package is \$49.95, Sagouspe says.

Mike Norton of CorComp says that minimum requirements to use the program are a single-sided, single-density disk drive with a TI or CorComp disk controller.

He notes that with the Writer-Ease program, files can be printed from the edit mode rather than requiring entry into a formatter mode. The program also features help menus, he notes.

For further information, contact CorComp, 2211 Winston Rd., Unit G, Anaheim, CA 92806 or (714) 956-4450.

## CGSD Disk #4 out

Texaments announces that Character Sets and Graphics Design User Disk #4 is now available for owners of the CSGD software series, which includes CSGD III.

According to Steve Lamberti of Texaments, the two-disk package contains 16 new fonts, 11 of which include lower case, and 61 small graphics. Among the font types are Artdeco, Cameo, Starlet and Squish. He says the small graphics include 51 different monograms for creating letterheads and stationery.

CSGD User Disk #4 is available for \$10.95 plus \$2 postage and handling from Texaments.

Lamberti notes that many fonts and

graphics in the CSGD series and Texaments' Artist Companion series are compatible with Peter Hoddie's Font Writer program, marketed by Asgard.

Lamberti says Texaments plans to release a Font Writer Sampler package, which will include a mixture of fonts and graphics presently available and a handful of demonstration items, for Font Writer owners.

He notes, however that compatibility of Texaments products with Font Writer is not guaranteed.

For further information, contact Texaments, 53 Center St., Patchogue, NY 11772 or (516) 475-3480.

## FLUG changes time for Dallas meetings

The Forest Lane Users Group announces a change in its meeting time to 2 p.m. the first Saturday of each month.

The group meets at the SC Cafeteria at the Main Texas Instruments Headquarters on Central Expressway and LBJ Freeway in Dallas, Texas. The cafeteria is in the same building as the TI Employment Center, club president Richard Fleetwood says.

Fleetwood says the club is open to all users of the TI99/4A, CC40 or any of the TI family of home computers. He says he and several other members are TI employees and many of them have some of the "classic hardware that TI was going to release but never did. He says three members have working versions of "the infamous 99/8 computer as well as a couple of 99/2 machines."

He says the users group is interested in sharing hardware projects with other users groups.

Fleetwood says that the club wishes to exchange newsletters with other users groups. He asks that newsletters or requests for information be sent to Forest Lane TI Users Group, P.O. Box 743005, Dallas, TX 75240. He notes that the P.O. box is an address change and asks that groups which have been exchanging check to be sure that they are sending to the correct address. He

says the club offers memberships to users who may not be able to make club meetings.

The group also operates a 24-hour TIBBS at 300/1200 baud. F.L.U.G. TIBBS offers Xmodem and TELI downloads as well as "dozens of different text files," Fleetwood says.

He says that as sysop, he has "highly modified" the TIBBS program and that the board offers many features not found on other TI BBS programs. He says two new menus are being added, bringing the total number of menus to five. He says the File Transfer section has been highly modified to include seven catalogs, private uploads and online upload disk cataloging, and offers more than 140 ("soon to be many more") downloads.

Phone number for the F.L.U.G. TIBBS is (214) 321-4238, accessible through PC Pursuit's 214 area code node. Fleetwood says new users of the TIBBS will be verified within 24 hours and will be given access to most of the board's features.

## Clinic BBS observes first anniversary

The Clinic BBS of Joliet, Illinois celebrated its first anniversary Jan. 1 and has logged more than 10,000 calls, according to Robert Neal, co-sysop.

The board is sponsored in part by the TI Users Group of Will County. The phone number is (815) 741-2135. Sysop is Doug Redmond.

Neal wrote the BBS using the assembly routines of Monty Schmidt's Techie BBS. He says he added "many improvements and features."

The board runs at 300/1200 baud and is online 24 hours a day. Features include Xmodem file transfers, six message bases including a global read, E-Mail, seven online adventure games and several ASCII files.

Newsbytes is a column of general information for TI99/4A users. It includes product announcements and other items of interest. The publisher does not necessarily endorse products listed in this column. Vendors and others are encouraged to submit items for consideration.



## MECHATRONIC MOUSE—

(Continued from Page 39)

degree of control in Extended BASIC programs. A continuous set of nine bytes contain the data, allowing several parameters to be read or written with a single PEEK or LOAD. The parameters include the vertical and horizontal position of the sprite cursor, status of the mouse key, vertical and horizontal location of the "home" position and specification of the upper, lower, left and right boundaries. The sprite boundaries establish a "window" within which the sprite can be moved.

### Evaluation with TI-Artist

Perhaps the most obvious use of the mouse would be with a program like TI-Artist. One of the many ways in which this program is unique is that it allows the user to specify a "DSR" (Device Service Routine) for new input devices. So I sent the mouse to Chris Faherty, author of TI-Artist, and he quickly modified the assembly program provided into a DSR. The only thing lost was the "rubber-band" effect.

In the process, Chris provided some feedback about the performance of TI-MOUSE relative to others he had worked with (the MAC mouse, Tandy, etc.). He said that the TI-MOUSE was much faster and much more responsive than others he had tried. He was also very happy with how easily the TI-MOUSE moved. He said some others were like sandpaper by comparison. Chris also told me that similar devices for other computers sold for 20 percent to 30 percent more than TI-MOUSE. TI-Artist users can obtain a copy of the DSR from T.A.P.E. or Insebot.

Bill Sager, president of New Horizons Computer Club and TI-Artist user, offered to evaluate the mouse with TI-Artist. Bill said his kids (ages 6, 8 and 10) loved it and took to it right away. It greatly simplified use of TI-Artist for them.

He said that using the mouse speeded up TI-Artist somewhat and made it

much easier to draw curved lines, ovals, ellipses, etc. Drawing a straight line freehand was rather difficult, but the LINES, K-LINES and H/V LINES of TI-Artist could easily be used. In general, he said, he had much better control of the cursor.

Although it is possible to move the mouse too fast when drawing, causing it to skip pixels, Bill said that, as with many new tools, this just took a little practice to develop the right technique. The most prominent drawback was loss of the rubber-band effect, but Bill

was able to compensate the more he used the mouse. Also, because of the much greater responsiveness of the mouse, working in ZOOM mode was more difficult, but not impossible.

Over all, Bill felt that the mouse is a great addition to use of TI-Artist in that it eliminates the stiff action of the joystick and provides a more delicate touch when using the program.

The Mechatronic TI-MOUSE is a well-engineered product that is easy to use. I would highly recommend it to anyone in the market for a mouse.

## User Notes

### GK and TIW

Terry Atkinson, writing in the Toronto Users Group newsletter, Newsletter 9T9, offers advice for those who want TI-Writer and other programs, such as Extended BASIC and Editor/Assembler, to reside in the GRAM Kracker. He writes:

It didn't take me long to figure out that when you go from the title screen to the first menu that you have all of those foreign language options from the TI-Writer cartridge, followed by E/A and XBASIC.

The seven TI-Writer selections, plus E/A-XBASIC filled the whole screen. This made it nearly impossible to add any other modules or BASIC programs to the GK memory.

(To change this) I found that all I needed was to load TI-Writer into the GRAM space then use the search function of the GK editor to find the PROCESADOR. When you've found it, you must then move back five bytes. This can be done by placing the cursor on the "P" in PROCESADOR and pressing FCTN S five times. Take note of the number in the upper left corner of the screen. This is the byte that you will be changing.

Press FCTN + to switch to hex. Then place the cursor on the byte to be

changed and enter 60CB.

That's all there is to it. The only other thing you need to do is to save the cartridge to disk. After that you can use the GK Utility disk to move TI-Writer to GRAM 1 or 2.

Atkinson cautions that this modification may not work with all versions of TI-Writer.

### Pager utility saves/recalls screens

Michael St. Vincent, of the Los Angeles 99ers User Group, has created a utility that allows users to store and recall up two screens. The subroutine is written in assembly language. We're including the assembly source code and a version of the program in Extended BASIC CALL LOADs for those without an editor/assembler.

First, though, let St. Vincent describe his program.

(In 9900 machine language) "the screen, usually a set of rows and columns to a BASIC programmer becomes only a set of memory locations. In this form, moving a copy of the screen becomes as simple as assigning the assembly equivalent of a few variables and a GOSUB. The possible applications of these subprograms are

(See Page 42)

# User Notes

(Continued from Page 41)

limited only by the programmer's imagination."

In the assembly version, the programs are loaded into memory by using CALL INIT :: CALL LOAD("DSK1.PAGER/OBJ"). In the XBASIC version, load and run the PAGER program prior to using it. In both cases, the routines are loaded into memory and become "invisible" until CALLED. The program names are PGSAV1, PGSAV2, PGSHO1 and PGSHO2. The SAV programs save everything on the screen at the instant they are called to pages 1 and 2. The SHO programs recall the screens. All

four are CALLED in this manner: CALL LINK("pgname"). Use of OLD, SAVE MERGE or NEW commands do not affect these programs. According to St. Vincent, "one could list a program, save a screen of the list, load a new program and still be able to look at the listing of the old program. The only restrictions are that these programs store only characters. Colors and sprites are not kept."

"The program in assembly uses a simple system of setting up a block of CPU RAM to store pages. Once a screen is to be stored, the registers 0, 1 and 2 are loaded with the address of the screen map in VDP RAM (000), the

address of the CPU RAM block, and the number of bytes to transfer (768 for the full screen). A BLWP command (branch and link with workspace pointer) links to another utility routines which does the actual transfer. After the transfer is completed, the program uses the pseudo-opcode RT to reset the workspace pointer to the BASIC interpreter area from where it branched. At that point, the BASIC program continues to execute."

To enter the assembly program, use the Editor/Assembler editor and type in the source listing below. Use the FCTN 7 tab key to line everything up. After entering, save the source code (press FCTN 9 and then select SAVE). Use the filename PAGER/SOU. Then load the assembler. Enter DSKn.PAGER/SOU when prompted for the source filename, and enter DSKn.PAGER/OBJ when prompted for the object filename. The options are RSL if give a printer device name or RS if don't. The assembler will then go into action and should print 0000 ERRORS at the end.

## Screen Page Utility

```
* THE SCREEN PAGE UTILITY
* SOURCE CODE WRITTEN BY MICHAEL ST. VINCENT
* USED TO STORE UP TO 2 SCREEN-FULLS FOR LATER
* USE
      DEF PGSAV1,PGSAV2,PGSHO1,PGSHO2 * NAME
*
      ROUTINES
UMBW EQU >2024 * VDP WRITE ROUTINE
UMBR EQU >202C * VDP READ ROUTINE
SCRMAP EQU >0000 * START OF SCREEN MAP
* ADDRESS
SCRcnt EQU 768 * NUMBER OF CHARACTERS
* IN MAP
PAGE1 BSS 768 * STORAGE BUFFER 1
PAGE2 BSS 768 * STORAGE BUFFER 2
PGSAV1 LI R1,PAGE1 * ACTIVATE BUFFER 1
      JMP GOSAVE * GOTO THE SAVE ROUTINE
PGSAV2 LI R1,PAGE2 * ACTIVATE BUFFER 2
GOSAVE LI R0,SCRMAP * STARTING POINT TO
* READ FROM MAP
      LI R2,SCRcnt * NUMBER OF BYTES TO
* MOVE
      BLWP 2UMBR * "GOSUB" TO READ
      RT * RETURN TO BASIC
PGSHO1 LI R1,PAGE1 * ACTIVATE BUFFER 1
      JMP GOSHOW * GOTO THE RESTORE
* ROUTINE
PGSHO2 LI R1,PAGE2 * ACTIVATE BUFFER 2
GOSHOW LI R0,SCRMAP * STARTING POINT TO
* REPLACE MAP
      LI R2,SCRcnt * NUMBER OF BYTES TO
* MOVE
      BLWP 2UMBW * "GOSUB" TO WRITE BACK
* TO MAP
      RT * RETURN TO BASIC
      END
```

## XB Screen Utility

```
0 ! "
1 CALL INIT
2 CALL LOAD(16352,80,71,83,7
2,79,50,43,18)
3 CALL LOAD(16360,80,71,83,7
2,79,49,43,12)
4 CALL LOAD(16368,80,71,83,6
5,86,50,42,250)
5 CALL LOAD(16376,80,71,83,6
5,86,49,42,244)
6 CALL LOAD(8194,43,36,63,22
4)
7 CALL LOAD(9460,128,128,176
,210,197,211,211,128,165,174
,180,165,178,128,215,200,197
,206,128,198,201,206)
8 CALL LOAD(9482,201,211,200
,197,196,128,128,128,128,128
,128,128,227,227,227,227,227
,227,227,227,227,227)
9 CALL LOAD(9504,227,227,227
,227,227,227,227,227,227,227
,227,227,227,227,227,227,227
```

(See Page 43)







# User Notes

(Continued from Page 43)

```

28,128,128,128,128,128,128,128,1
28,148,128,176,167,179)
51 CALL LOAD(10428,168,175,1
46,128,128,128,128,128,128,1
28,128,128,128,128,128,128,1
28,128,128,128,128,128)
52 CALL LOAD(10450,128,128,1
28,128,227,227,227,227,227,2
27,227,227,227,227,227,227,2
27,227,227,227,227,227)
53 CALL LOAD(10472,227,227,2
27,227,227,227,227,227,227,2
27,128,128,128,128,128,128,1
28,128,128,128,128,128)
54 CALL LOAD(10494,128,128,1
28,128,128,128,128,128,128,1
28,128,128,128,128,128,128,1
28,128,128,128,128,128)
55 CALL LOAD(10516,128,128,1
28,128,128,128,128,128,128,1
28,128,128,128,128,128,128,1
28,128,128,128,128,128)
56 CALL LOAD(10538,128,128,1
28,128,128,128,128,128,128,1
28,128,128,128,128,128,128,1
28,128,128,128,128,128)
57 CALL LOAD(10560,128,128,1
28,128,128,128,128,128,128,1
28,128,128,128,128,128,128,1
28,128,128,128,128,128)
58 CALL LOAD(10582,128,128,1
28,128,128,128,128,128,128,1
28,128,128,128,128,128,128,1
28,128,128,128,128,128)
59 CALL LOAD(10604,128,128,1
28,128,128,128,128,128,128,1
28,128,128,128,128,128,128,1
28,128,128,128,128,128)
60 CALL LOAD(10626,128,128,1
28,128,128,128,128,128,128,1
28,128,128,128,128,128,128,1
28,128,128,128,128,128)
61 CALL LOAD(10648,128,128,1
28,128,128,128,128,128,128,1
28,128,128,128,128,128,128,1
28,128,128,128,128,128)
62 CALL LOAD(10670,128,128,1
28,128,128,128,128,128,128,1
28,128,128,128,128,128,128,1
28,128,128,128,128,128)
63 CALL LOAD(10692,128,128,1
28,128,128,128,128,128,128,1
28,128,128,128,128,128,128,1
28,128,128,128,128,128)
64 CALL LOAD(10714,128,128,1
28,128,128,128,128,128,128,1
28,128,128,128,128,128,128,1
28,128,128,128,128,128)
65 CALL LOAD(10736,128,128,1
28,128,128,128,128,128,128,1
28,128,128,128,128,128,128,1
28,128,128,128,128,128)
66 CALL LOAD(10758,128,128,1
28,128,128,128,128,128,128,1
28,128,128,128,128,128,128,1
28,128,128,128,128,128)
67 CALL LOAD(10780,128,128,1
28,128,128,128,128,128,128,1
28,128,128,128,128,128,128,1
28,128,128,128,128,128)
68 CALL LOAD(10802,128,128,1
28,128,128,128,128,128,128,1
28,128,128,128,128,128,128,1
28,128,128,128,128,128)
69 CALL LOAD(10824,128,128,1
28,128,128,128,128,128,128,1
28,128,128,128,128,128,227,2
27,227,227,227,227,227)
70 CALL LOAD(10846,227,227,2
27,227,227,227,227,227,227,2
27,227,227,227,227,227,227,2
27,227,227,227,128,128)
71 CALL LOAD(10868,128,128,1
64,165,166,128,174,207,142,1
28,159,128,136,145,128,141,1
28,148,128,137,128,128)
72 CALL LOAD(10890,146,128,1
28,128,128,128,128,128,128,1
28,128,128,227,227,227,227,2
27,227,227,227,227,227)
73 CALL LOAD(10912,227,227,2
27,227,227,227,227,227,227,2
27,227,227,227,227,227,227,2
27,227,128,128,128,128)
74 CALL LOAD(10934,176,210,1
97,211,211,128,165,174,180,1
65,178,128,215,200,197,206,1
28,198,201,206,201,211)
75 CALL LOAD(10956,200,197,1
96,128,128,128,128,128,128,1
28,227,227,227,227,227,227,2
27,227,227,227,227,227)
76 CALL LOAD(10978,227,227,2
27,227,227,227,227,227,227,2
27,227,227,227,227,227,227,1
28,128,2,1,36,244)
77 CALL LOAD(11000,16,2,2,1,
39,244,2,0,0,0,2,2,3,0,4,32,
32,44,4,91,2,1)

```

```

78 CALL LOAD(11022,36,244,16
,2,2,1,39,244,2,0,0,0,2,2,3,
0,4,32,32,36,4,91)
79 CALL LOAD(11044,0,0)
80 CALL LINK("PGSH02")
81 CALL LINK("PGSH01")
82 CALL LINK("PGSAV2")
83 CALL LINK("PGSAV1")

```

## Rock Hopper modifications

W.A. Ragsdale, of El Toro, California, provides some suggestions to improve the Rock Hopper game published in the January 1987 MICROpendium.

I think this is a great game (but) a couple of things bothered me in playing the game, and I have enclosed a program modification. First, it clears up the garbage screens that occurred between games. In addition, it has an additive section which increases the count of men by one upon reaching levels 5, 10, 15, etc.

Here are the modifications:

```

80 CALL CLEAR :: CALL DELSPR
ITE(ALL):: CALL CHARSET
90 LEV=1 :: PO=0 :: HO=8 ::
SR=177 :: MEN=5 :: R1=8 :: R
2=9 :: R3=7
105 IF LEV/5=INT(LEV/5) THEN
MEN=MEN+1
130 CALL DELSPRITE(ALL):: CA
LL HCHAR(22,1,33,5)
1860 CALL CLEAR :: CALL DELS
PRITE(ALL):: CALL CHARSET ::
CALL SOUND(100,500,1,800,1,7
00,1):: CALL SOUND(100,600,1
,600,1,800,1)

```

This modification may be typed in and saved in MERGE format, then MERGED into the original Rock Hopper program.

## Routine deletes columns from TIW

Jim Peterson, of Tigercub Software, responds to a reader's request:

Re the request of the December  
(See Page 45)



# User Notes

(Continued from Page 44)

issue, if all that the reader wants to do is to delete a column in a TI-Writer file, that can be easily done with this simple subprogram:

```
30000 SUB DELETE(M$( ),J,T,N)
30001 M$(J)=SEG$(M$(J),1,T-1)
&RPT$(" ",N)&SEG$(M$(J),T+N,255):: SUBEND
```

M\$( ) is the array, J is the subscript number, T is the tab position to delete from and N is the number of characters to delete.

This can be used on an array already in memory by, for example:

```
100 FOR J=1 TO 100 :: CALL DELETE(M$( ),J,25,5) :: NEXT J
```

The following routine will demonstrate it.

```
100 A$="ABCDEFGHIJKLMN OPQRST
UWXYZ"
110 M$(1)=A$ :: INPUT "TAB?
":T :: INPUT "HOW MANY SPACE
S? ":N :: CALL DELETE(M$( ),1,
T,N):: PRINT :M$(1):: M$(1)
=A$ :: GOTO 110
30525 SUB DELETE(M$( ),J,T,N)
30526 M$(J)=SEG$(M$(J),1,T-1)
&RPT$(" ",N)&SEG$(M$(J),T+N,255):: SUBEND
```

## Multiplan suggestions

Gerard Volbrecht, of Ahun, France, responding to a Feedback item in the November 1986 edition, offers some suggestions for Microsoft Multiplan users. He writes:

Dennis Wood asks how to allow data files to be loaded from a second disk, and how to eliminate need to name Multiplan disk "TIMP".

On the first point: see the Multiplan manual, page 154, example for Transfer Options. It is possible to permanently change the default for DSK1 by changing DSK1 to DSK2 (or other drive designation, such as WDS1 for a hard disk) in the second sector of the file called MPINTR.

On the second point, the Overlay and MPHLP files may be written to any disk if you modify their filenames,

stored in the second sector of the MPINTR file. You must use a sector editor to modify the MPINTR file.

Overlay: the file name is DSK.TIMP.OVERLAY. The length of this filename 10 characters. This value is stored in the byte just before the last letter of the filename. You may change the original filename to DSKn.OVERLAY, for instance, and correct the filename length byte (change 10 to 0C).

MPHLP: the filename is DSK.TIMP.MPHLP. You may change it to DSKn.MPHLP, and correct the length of filename byte (change 0E to 0A).

Of course, when using Multiplan you must put a disk with the Overlay and MPHLP files into drive "n". Also, do not protect these files.

The filenames used by Multiplan to access the four other files — MPBASE, MPCHAR, MPDATA and MPINTR — are stored in GROM 3 of the Multiplan cartridge. You need a hardware with GRAM to change these filenames: MAXIMEM, GRAM Kracker, or the GRAM Karte from Mechatronic.

The filenames are: DSK.TIMP.MPCHAR, DSK.TIMP.MPDATA, DSK.TIMP.MPINTR and DSK.TIMP.MPBASE. Change them to: DSKn.MPCHARXXXX, DSKn.MPDATAXXXX, DSKn.MPINTRXXXX and DSKn.MPBASEXXXX. There is no length byte to correct.

When using Multiplan you must place a disk with the renamed files — MPCHARXXXX, MPDATAXXXX, MPINTRXXXX and MPBASEXXXX — into drive "n".

I own a MAXIMEM and two Horizon RAMdisks. One RAMdisk is at CRU address 1000, the other at CRU 1400. I have been able to use Multiplan with the files MPBASEXXX, MPCHARXXXX, MPDATAXXX and MPINTRXXXX, Overlay and MPHLP into the RAMdisk at CRU 1000. But when I tried to store the files in the RAMdisk at CRU 1400,

I found that Multiplan failed to access Overlay and MPHLP. So, I stored Overlay and MPHLP in the RAMdisk at CRU 1000 and the other four files in the RAMdisk at CRU 1400.

## Program displays any file type

TEXTPRO is a program that will read and display virtually any file type. It was published in the Pittsburgh User Group newsletter, the Peripheral.

The program requires Extended BASIC. The program provides a menu of file types to choose from. If you wish to display a file type that is not among the seven listed, you may modify lines 450 and 460 and then access this file using the "User-Defined" menu option. The program will display text files, files created by other programs, Multiplan files, etc. However, it cannot access programs. Output may be directed to a printer, as well as the screen.

One use we've found for it is to dump program listings to a printer. Our procedure on any program that appears in MICROpendium is to first run it, then save it via the LIST command as a D/V 80 file. Then we run it through a modified version of Jim Peterson's program that formats LISTed programs into a 28-column format. (We modified it so that we can output programs of varying column widths.) Normally, we would then load the formatted listing into TI-Writer, and from there dump it to a printer. With TEXTPRO, we can output the formatted listing directly to the printer without loading TI-Writer.

```
100 CALL CLEAR :: CALL SCREE
N(16) :: DISPLAY AT(2,11) :
"TEXTPRO": " "&RPT$("=",24)
110 DISPLAY AT(6,1)BEEP : "S
eelect File Parameters": : "
1) DIS/VAR 80": "2) DIS/FIX
80": "3) DIS/VAR 254": "4) D
IS/FIX 254": "5) DIS/VAR 163
"
120 DISPLAY AT(13,1) : "6) I
```

(See Page 46)

# User Notes

(Continued from Page 45)

```

NT/VAR 254": "7) INT/FIX 254
": "8) User Defined": "9) Ot
her": : "Choice? 1"
130 ACCEPT AT(18,9)SIZE(-1)V
ALIDATE ("123456789") : T
140 IF T<9 THEN 180 ELSE DIS
PLAY AT(6,1)ERASE ALL BEEP :
"YOU MUST MODIFY LINES 450
AND 460 BEFORE PROCEEDING." :
: "MODIFY THE FILE PARAMETE
RS"
150 DISPLAY AT(10,1) : "ON L
INE 450." : : "IF THE FILE IS
A DISPLAY TYPE, LINE 460 SH
OULD READ: F=1" : : "IF THE
FILE IS AN INTERNAL"
160 DISPLAY AT(17,1) : "TYPE
, LINE 460 SHOULD READ: F=2"

170 DISPLAY AT(20,1) : "THEN
RE-RUN THE PROGRAM AND SELE
CT THE 'USER-DEFINED' FILE T
YPE." : : END
180 CALL HCHAR(6,1,32,416) :
: DISPLAY AT(6,1)BEEP : "Dev
ice.Filename": ">" : : ACCEPT
AT(7,2) : FILE$
190 ON T GOSUB 380,390,400,4
10,420,430,440,450
200 DISPLAY AT(9,1)BEEP : "P

```

```

rintout of File? (Y/N)": ">N
" : : ACCEPT AT(10,2)SIZE(-1)
: P$
210 IF P$="N" THEN 300
220 DISPLAY AT(12,1)BEEP : "
Printer Devicename": ">RS232
/2.BA=9600" : : ACCEPT AT(13,
2)SIZE(-27) : P$
230 OPEN #2: P$,OUTPUT , DIS
PLAY
240 IF EOF(1) THEN 360
250 ON F GOTO 260,270
260 LINPUT #1: A$ : : GOTO 28
0
270 INPUT #1: A$
280 CALL KEY(0,K,S) : : IF S<
>0 THEN 280 ELSE PRINT A$ : :
PRINT #2: A$
290 GOTO 240
300 IF EOF(1) THEN 370
310 ON F GOTO 320,330
320 LINPUT #1: A$ : : GOTO 34
0
330 INPUT #1: A$
340 CALL KEY(0,K,S) : : IF S<
>0 THEN 340 ELSE PRINT A$
350 GOTO 300
360 CLOSE #2
370 CLOSE #1 : : END
380 F=1 : : OPEN #1: FILE$, I
NPUT , DISPLAY ,VARIABLE 80

```

```

: : RETURN
390 F=1 : : OPEN #1: FILE$, I
NPUT , DISPLAY ,FIXED 80 : :
RETURN
400 F=1 : : OPEN #1: FILE$, I
NPUT , DISPLAY ,VARIABLE 254
: : RETURN
410 F=1 : : OPEN #1: FILE$, I
NPUT , DISPLAY ,FIXED 254 : :
RETURN
420 F=1 : : OPEN #1: FILE$, I
NPUT , DISPLAY ,VARIABLE 163
: : RETURN
430 F=1 : : OPEN #1: FILE$, I
NPUT , INTERNAL ,VARIABLE 254
: : RETURN
440 F=1 : : OPEN #1: FILE$, I
NPUT , INTERNAL ,FIXED 254 : :
RETURN
450 OPEN #1: FILE$, INPUT , I
NTERNAL ,FIXED 80
460 F=2
470 RETURN

```

User Notes is a column of tips and ideas designed to help readers put their home computers to better use. The information provided here comes from many sources, including TI home computer user group newsletters. MICROpendium will pay \$10 for any item sent in by readers that appears in this column. Mail tips to: MICROpendium, P.O. Box 1343, Round Rock, TX 78680.

## Classified

### Software

#### TIGERCUB SOFTWARE

Over 130 original entertainment, education and programming utility programs in BASIC and X BASIC on cassette or disk, only \$3 each! 18 different full-disk collections, just \$12 each! Descriptive catalog \$1 refundable. TIPS FROM TIGERCUB full-disk collections of 50+ programs and files from Tigercub Tips newsletters, Vol. I, II, III and IV, \$15 each, any two \$27, any three \$35, all four \$42, postpaid. NUTS & BOLTS (#1) and #2, full disks of 100+ utility subprograms in X BASIC Merge format, ready to merge into your own programs, \$19.95 each, both for \$37, with documentation, postpaid. 156 Collingwood Ave., Whitehall OH 43213 v4,n2

### Software

#### SUPER GRAPHICS

CSGD III offers outstanding graphic printing capabilities for 99/4a owners. You can easily create custom designed: letterheads using the top and/or bottom of the page, labels in different sizes using various borders, and signs that are limited only by your imagination. Plus: print documents created with TI-Writer in any one of six full character fonts!!! Included in the three disk package are 25 fonts and 40 small graphics, all for only \$17.95! Requires 32K, disk system, and either Epson or Prowriter compatible printer (specify). Add \$2.00 shipping. Texaments, 53 Center Street, Patchogue, NY 11772, (516)475-3480. v4,n1

### Software

#### MUTUAL FUND MANAGER, \$12.95

What is your mutual fund really earning? Is it related, at all, to what the company advertises as the return based on the annual change in Net Asset Value? PRACTICALLY NEVER. The only way you know if your mutual fund is performing up to par is to compute the return yourself. MFM calculates an accurate return on investment for anyone's mutual fund with any series of purchases, sales, fees, dividends, and reinvestments. Users supply the history of transaction dates, amounts, and Net Asset Values (easily copied from statements sent by the company). MFM supplies the answer to the question, "Should I put my mon-



# Classified

## Software

ey somewhere else?" **REQUIRES: 32K MEMORY, 1 DISK DRIVE, PRINTER, XBASIC**

\*SEND \$12.95+\$1.00(shipping) TO:  
**REALESTATE PROJECTIONS**  
**409 ELBERON AVE SUITE 2**  
**SAN PEDRO, CA 90731**

\*CALIFORNIA RESIDENTS ADD \$0.78 SALES TAX.

EE BONDMASTER SENT FREE WITH ANY PURCHASE. v4,n1

### ARTIST-ART #1

Original NEW Graphic Clipart for TI-ARTIST (v2.0 and up). Included are 12 Fonts, and 80 large and small Instances. \$11.50 (NO P&H) GENESIS SYSTEMS SOFTWARE, 9589 VIA PEREZA, SAN DIEGO, CA 92129 v4,n1

### RMJ 1986 TAX PROGRAMS

Enter the data requested and the computer will give you a printout on your printer or the screen of what to put on the various forms and schedules. Requires Extended BASIC, 32K Expansion, and Disk Drive.

Form 1040 and Sched A.....	\$12.95
Form 1040A and Sched 1.....	\$8.95
Schedule B.....	\$4.95
Schedule C.....	\$4.95
Schedule D.....	\$5.95
Schedule E.....	\$5.95
Schedule W.....	\$4.95
Form 2441.....	\$4.95
All of the above.....	\$39.95

Send Certified Check or Money Order to: RMJ Home Computer Sales, 2982 Whileaway Cir. W., Colorado Springs, CO 80917. v4,n1

### ARTIST COMPANION #3

In the continuing series of supplemental graphic packages for TI Artist, Artist's Companion #3 keeps the spirit alive! Included in the two disk package are 16 new and original fonts, plus 66 small instances. The fonts are simply awesome, and the instances incredible. Only \$9.95 (plus \$2.00 shipping). Textaments, 53 Center Street, Patchogue, NY 11772, (516)475-3480. v4,n1

## Policy

The cost of classified advertising is 25 cents per word. Classified display (i.e., special formatting or graphics) is \$9 per column inch. Classified advertisements must be paid in advance. Classified advertisers may request a category under which they would like their advertisement to appear, but the final placement decision is the responsibility of the publisher.

Classified deadlines will be kept open for as long as practical. For the purpose of classified advertising deadlines, any classified ad received later than the first day of any month cannot be assured of placement in the next edition. We will do our best to include every advertisement that is submitted in the earliest possible edition.

The publisher offers no guarantee that any advertisement will be published in any particular issue. Any damages that result either from errors in copy or for failure to be included in any particular edition will be limited to the amount of the cost of the advertisement itself. The publisher reserves the right to reject any advertisement.

The advertiser may elect to publish the advertisement in subsequent editions at the same charge, payable prior to publication. The deadline for carryover classifieds is the same as for new advertising.

In submitting an ad, please indicate whether you would like a refund if it is not published in the requested edition or whether you would like us to hold it for the next edition. Cancellations and refunds cannot be made after the second day of the month.

Send classified advertising to: MICROpendium, P.O. Box 1343, Round Rock, TX 78680.

## Software

### MULTIPLAN TAX TEMPLATES

Sch. 1040, A,B,C,D,E SE W Print on Forms \$10 add \$5 for Ca. Jim Sleerh 20723 El Cajon, Ca. 92010 v4,n2

### CHECKBOOK RECONCILE

ROCKETMAN Checkbook Program. \$29.95. Requires 1 disk drive, 32K, Extended BASIC. Write or call California Programs, 4104 San Pablo Dam Rd., El Sobrante, Ca. 94803. 415-222-1626. California residents add 6.5% sales tax. Visa or MasterCard accepted. v4, n 6

## Hardware

### MYARC PERIPHERALS

Call us for the guaranteed lowest prices on all Myarc peripheral products. Quantity discounts available on large orders. Dealer inquiries invited. Office: (516)475-3480, Data: (516)475-6463. v4n1

### HARDWARE FOR SALE

PHP1260 32k card \$70; PHP1240 Disk controller \$75; Foundation 128k \$120; Super Sketch \$30; Disk Manager III (disk) \$20; PHM3089 Disk manager 2 (cartridge) \$10. All the above are in excellent condition but I cannot use (I have expanded my system). Add UPS to above prices. Don Ruppel 7170 Tarry Rd. Saginaw, MI 48603-5271 517-781-4110 v4n1

## Miscellaneous

### FOR SALE

32K Card \$69.95, Navarone Cartridge Expander \$21.95, RS232 Stand-Alone \$89.95, TI Joysticks \$7.95. Add \$3.00 Shipping & Handling. MC/VISA. Call 216-399-5463. Youngtree, P.O. Box 197, Leavittsburg OH 44430. Catalog Sent with Order or Send \$2.00 (Refunded with 1st Order). v4,n1

### FOR SALE

TI Joysticks, Pair \$4.50, TI Logo II \$19.50, Microsoft Multiplan, \$19.50, Disk Utility System \$8.00, Geography \$8.00, Pro Golf \$8.00. Add \$3.00 Shipping Per Order. Write for Free Catalog. Datasystems, 2301 Churchill Dr., Oxnard, CA 93033. v4n1

### TI 99/4A GENERAL SUPPLIES

**Hardware ★ Software ★ Accessories**  
**Retail Store ★ Full Mail Order Service**  
 We carry a full line of TI computer supplies. Call or write us for information and to join our Mailing List—Free

\* VISA & Master Card Welcome \*

**No Extra Charge**

**No Handling Fees!**

**For Mail Order Services**

**Factory Authorized**

**Star Printer Service**

**Pilgrims' Pride Hatboro, PA 19040**

**5 Williams La (215) 441-4262**

**Knowledgeable Service**

**Willing Support**

v4n2

# The LEADING monthly devoted to the T199/4A

## Subscription Fees

\$17 for 12 issues via domestic third class mail  
\$20.50 for 12 issues via domestic first-class mail  
\$20.50 (U.S. funds) for 12 issues Canadian or Mexican delivery  
\$23.50 (U.S. funds) for 12 issues foreign delivery via surface mail  
\$37.00 (U.S. funds) for 12 issues foreign delivery via air mail  
(Texas residents add 87 cents sales tax)

## Address Changes

Subscribers who move may have the delivery of their most recent issue(s) delayed unless MICROpendium is notified six weeks in advance of address changes. Please include your old address as it appears on your mailing label when making an address change.

## Back Issue Policy

Back issues of MICROpendium are available to subscribers only. Those wishing back issues may notify us of the issue(s) desired and include \$1.50 per issue desired in a check or money order. (U.S., Mexico and Canada; Texas residents add 6.25% sales tax.) For foreign airmail delivery, add \$2 per issue, 50 cents per issue surface mail. All prices listed are U.S. funds.

**OUT OF STOCK: Vol 1, Nos. 1-2**

Send me the next 12 issues of MICROpendium. I am enclosing \$ \_\_\_\_\_ in a check or money order in U.S. funds (Texas residents add \$1.06 cents sales tax.) Mail to: MICROpendium, P.O. Box 1343, Round Rock, TX 78680

Name \_\_\_\_\_  
Address \_\_\_\_\_  
City \_\_\_\_\_  
State \_\_\_\_\_ ZIP \_\_\_\_\_

v4n1

The set of numbers on the right of your mailing label indicates the cover date of your last issue.

P.O. Box 1343, Round Rock, TX 78680

Postmaster: Address Correction Requested