

**Covering the T199/4A EXCLUSIVELY!**

# MICROpendium

Volume 3 Number 7

August 1986

\$1.50 per copy

**G**

GPL Assembler, INTERN  
& GPL Linker reviewed  
on page 38

**R**

**SCREEN I/O PACKAGE**  
see page 12


.....Texas Instruments TI-99/4A — COMPUTERS, COMPONENTS AND SOFTWARE.....

# TEX+COMP<sup>™</sup>

America's Number One TI computer retailer  
TI-99/4 PRODUCTS AT PROFESSIONAL PRICES

The largest selection  
of software  
for the  
TI-99/4A

Tex Comp continues to stock the world's largest selection of TI Software. The TI Software library on module, disk and cassette was developed from 1979-1983 at a cost of millions and is considered the best in the home computer software field. TI utilized the talents of such industry leaders as Scott Forsman, Milton Bradley, Microsoft Corp., Scott Adams, Addison Wesley Publishing, DLM, Milliken Publishing, Scholastic Inc., Imagic, Spinnaker and the list goes on and on.



## SPECIAL OFFER

Brand New Original Black & Silver TI-99/4A console only \$79.95. Runs all third party modules and comes with 1 year TI factory warranty.

\*Shipping, handling & insurance on this special offer is \$10.00 (Continental U.S.) to any UPS deliverable address. HA, AL, Canada and APO slightly higher.

## MANAGEMENT

### INFORMATION MANAGEMENT MODULES

PHM 3008	Home Financial Decisions	4.95
PHM 3007	Household Budget Mgt.	4.95
PHM 3012	Securities Analysis	19.95
PHM 3013	Personal Record Keeping	15.95
PHM 3016	Tax/Inves Rec Keep (Disk Req.)	4.95
PHM 3022	Personal Real Estate	4.95
PHM 3044	Personal Report Generator	10.95
PHM 3035	Terminal Emulator II	9.95
PHM 3111	TI Writer (word processing)	38.75
PHM 3113	Multiplan (spreadsheet)	38.95

### DISKETTE PROGRAMS

PHD 5001	Mailing List (PIO Upgrade)	12.95
PHD 5003	Personal Financial Aids	9.95
PHD 5021	Checkbook Manager	9.95
PHD 5022	Finance Manager	19.95
PHD 5024	Inventory Management	19.95
PHD 5027	Invoice Management	19.95
PHD 5029	Cash Management	19.95
PHD 5038	Lease/Purchase Decisions	9.95
PHD 5075	TI Writer/Multiplan Upgrade	9.95

### CASSETTE PROGRAMS

PHT 6003	Personal Financial Aids	9.95
PHT 6038	Lease/Purchase Decisions	9.95

## EDUCATION

### MODULES

PHM 3002	Early Learning Fun	4.95
PHM 3003	Beginning Grammar	4.95
PHM 3004	Number Magic	4.95
PHM 3008	Video Chess	14.95
PHM 3010	Physical Fitness	9.95
PHM 3020	Music Maker	9.95
PHM 3021	Weight Control & Nutrition	10.95
PHM 3084	Touch Typing Tutor	10.95
PHM 3144	Early Logo Fun	11.95
PHM 3109	TI Logo II (32K req.)	19.95
PHM 3015	Early Reading (Speech)	9.95
PHM 3043	Reading Fun	9.95
PHM 3046	Reading On	9.95
PHM 3047	Reading Roundup	9.95
PHM 3048	Reading Rally	9.95
PHM 3082	Reading Flight	9.95
PHM 3027	Addition & Subtraction I	9.95
PHM 3028	Addition & Subtraction II	9.95
PHM 3029	Multiplication I	9.95
PHM 3049	Division I	9.95
PHM 3050	Numeration I	9.95
PHM 3051	Numeration II	9.95
PHM 3059	Scholastic Spelling 3	9.95
PHM 3060	Scholastic Spelling 4	9.95
PHM 3061	Scholastic Spelling 5	9.95
PHM 3062	Scholastic Spelling 6	9.95
PHM 3088	Computer Math Games VI	9.95
PHM 3090	Milliken Addition	9.95
PHM 3091	Milliken Subtraction	9.95
PHM 3092	Milliken Multiplication	9.95
PHM 3093	Milliken Division	9.95
PHM 3094	Milliken Integers	9.95
PHM 3098	Milliken Number Readiness	4.95
PHM 3099	Milliken Laws of Arithmetic	4.95
PHM 3100	Milliken Equations	4.95
PHM 3101	Milliken Meas of Formulas	4.95
PHM 3114	Alligator Mix	6.95
PHM 3115	Alien Addition	6.95
PHM 3117	Dragon Mix	8.95
PHM 3118	Minus Mission	6.95
PHM 3119	Meteor Multiplication	6.95
PHM 3177	Face Maker	9.95
PHM 3178	Story Machine	9.95

### DISKETTE PROGRAMS

PHD 5009	Music Skills Trainer	9.95
PHD 5018	Market Simulation	9.95
PHD 5030	Speak & Spell (Speech Ed Req.)	9.95
PHD 5031	Speak & Math (TE II Req.)	9.95
PHD 5042	Spell Writer (TE II Req.)	9.95
PHD 5026	Bridge Bidding I	9.95
PHD 5039	Bridge Bidding II	9.95
PHD 5041	Bridge Bidding III	9.95
PHD 5020	Music Maker Demo (Module Req.)	9.95

### CASSETTE PROGRAMS

See disk versions for requirements i.e. TEII		
PHT 6009	Music Skills Trainer	8.95
PHT 6011	Computer Music Box	8.95
PHT 6018	Market Simulation	8.95
PHT 6031	Speak & Math	9.95
PHT 6042	Spell Writer	9.95
PHT 6026	Bridge Bidding I	9.95
PHT 6039	Bridge Bidding II	9.95
PHT 6041	Bridge Bidding III	9.95

### BRIGHT BEGINNINGS SERIES

PHM 3154	Terry Turtle's Adventure (MBX Expansion)	9.95
	System Required	9.95
PHM 3155	I'm Hiding (MBX Expansion)	9.95
	System Required	9.95

### ARCADE PLUS SERIES

PHM 3148	Championship Baseball (MBX Expansion)	9.95
	System Required	9.95
PHM 3149	Space Bandit (MBX Expansion)	9.95
	System Recommended	9.95
PHM 3150	Sewermania (MBX Expansion)	9.95
	System Recommended	9.95
PHM 3151	Bigfoot (MBX Expansion)	9.95
	System Recommended	9.95
PHM 3152	Meteor Belt (MBX Expansion)	9.95
	System Recommended	9.95

## HOME ENTERTAINMENT

### MODULES

PHM 3009	Football	9.95
PHM 3018	Video Games I	4.95
PHM 3023	Hunt the Wumpus	4.95
PHM 3024	Indoor Soccer	8.95
PHM 3025	Mind Challengers	10.95
PHM 3030	Amazing	4.95
PHM 3052	Tombstone City	4.95
PHM 3053	TI Invaders	4.95
PHM 3054	Car Wars	4.95
PHM 3057	Munch Man	4.95
PHM 3042T	Tunnels of Doom (with cass.)	6.95
PHM 3042D	Tunnels of Doom (Disk)	6.95
PHM 3056	Alpiner	4.95
PHM 3110	Chisholm Trail	5.95
PHM 3112	Parsec	4.95
PHM 3031	The Attack	4.95
PHM 3032	Blasto	4.95
PHM 3033	Blackjack & Poker	15.95
PHM 3034	Hustle	6.95
PHM 3036	Zero Zap	8.95
PHM 3037	Hangman	6.95
PHM 3038	Connect Four	8.95
PHM 3087	Othello	9.95

# Texas Instruments TI-99/4A Home Computer

Tex-Comp purchased TI's inventory of these outstanding titles in order to continue its support of the TI-99/4A user, and also continually acquires inventory from leading retailers and distributors who have discontinued home computer sales.

With its five warehouses and financial resources, Tex-Comp has been able to assure you, the TI-99/4A user continued support.



PHM 3041T	Adventure & Pirate Adv. (Cass.)	6.95
PHM 3041D	Adventure & Pirate Adv. (Disk)	6.95
<b>ADVENTURE SERIES ON CASS OR DISK (SPECIFY)</b>		
	Adventureland	9.95
	Mission Impossible	9.95
	Voodoo Castle	9.95
	The Count	9.95
	Strange Odyssey	9.95
	Mystery Fun House	9.95
	Pyramid of Doom	9.95
	Ghost Town	9.95
	Savage Island I & II	9.95
	Golden Voyage	9.95
	Ironheart Adventure (Not Scott Adams)	9.95
	<b>SPECIAL ALL ABOVE ADVENTURES ON DISK OR CASSETTE INCLUDING IRONHEART</b>	<b>49.95</b>
	Buckaroo Bonzai	19.95
	Boocorer of Claymorgue Castle	19.95
	Spiderman	19.95
	Hulk	19.95

<b>DISKETTE PROGRAMS</b>		
PHD 5002	TI-Trek (with new TEII Ver.)	9.95
PHD 5010	Mystery Melody	9.95
PHD 5015	Oldies But Goodies I	9.95
PHD 5017	Oldies But Goodies II	9.95
PHD 5025	Sat. Night Bingo (Speech) Ex-Basic	9.95
PHD 5037	Draw Poker (Ex-Basic Req.)	9.95
<b>CASSETTE PROGRAMS</b>		
PHT 6002	TI-Trek TE-II & Speech	9.95
PHT 6010	Mystery Melody	7.95
PHT 6015	Oldies But Goodies I	7.95
PHT 6017	Oldies But Goodies II	7.95
PHT 6026	Sat. Night Bingo (Speech) Ex-Basic	7.95
PHT 6037	Draw Poker (Ex-Basic Req.)	7.95

<b>TI ARCADE STYLE MODULES AND RECENT RELEASES</b>		
PHM 3149	Space Bandit (MBX Expansion System Recommended)	9.95
PHM 3150	Sewermania (MBX Expansion System Recommended)	9.95
PHM 3151	Bigfoot (MBX Expansion System Recommended)	9.95
PHM 3152	Meteor Belt (MBX Expansion System Recommended)	9.95
PHM 3220	Microsurgeon	9.95
PHM 3219	Super Demon Attack	9.95
PHM 3224	Moonsweeper	9.95
PHM 3145	Sneggit	5.95
PHM 3229	Hopper	4.95
PHM 3233	Burgertime	9.95
PHM 3184	Jawbreaker II	5.95
PHM 3227	Congo Bongo	15.95
PHM 3168	Treasure Island	11.95
PHM 3189	Return to Pirates Island	11.95
PHM 3226	Buck Rodgers	15.95
PHM 3225	StarTrek	15.95
PHM 3222	Fathom	9.95
PHM 3148	Munchmobile	11.95
PHM 3197	Slymolds	15.95

## COMPUTER PROGRAMMING AIDS

<b>MODULES</b>		
PHM 3026	Extended Basic & Manual	49.95
PHM 3055	Editor Assembler	19.95
PHM 3058	Mini Memory (With Writer)	38.95
<b>DISKETTE PROGRAMS</b>		
PHD 5007	Teach Yourself 99/4A Basic	9.95
PHD 5019	Teach Yourself Ex-Basic	9.95
PHD 5004	Programming Aids I	9.95
PHD 5005	Programming Aids II	9.95
PHD 5012	Programming Aids III	9.95
PHD 5077	Programming Aids I, II, & III	24.95
PHD 5087	Beginning Basic Tutor	9.95
PHD 5076	Text to Speech (English)	9.95
PHD 5098	TI Forth (Ed Assem Req.)	19.95
PHD 5078	TI Forth Demo Disk (Ed Assem)	9.95
PHD 5079	Forth Source Code (2 Disks)	11.95
<b>CASSETTE PROGRAMS</b>		
PHT 6006	Programming Aids I	8.95
PHT 6007	Teach Yourself 99/4A Basic	8.95
PHT 6019	Teach Yourself Ex-Basic	8.95
PHT 6067	Beginning Basic Tutor	8.95

## MATH AND ENGINEERING

<b>DISKETTE PROGRAMS</b>		
PHD 5006	Math Routine Library	9.95
PHD 5008	Electrical Engineering Lib.	9.95
PHD 5013	Graphing Package	9.95
PHD 5018	Structural Engineering Lib.	9.95
PHD 5044	AC Circuit Analysis	9.95
<b>CASSETTE PROGRAMS</b>		
PHT 6006	Math Routine Library	8.95
PHT 6008	Electrical Engineering Lib.	8.95
PHT 6013	Graphing Package	8.95
PHT 6018	Structural Engineering Lib.	8.95
PHT 6044	AC Circuit Analysis	8.95

## TI-COUNT SMALL BUSINESS SOFTWARE

General Ledger	69.95
Accounts Receivable	69.95
Accounts Payable	69.95
Inventory	69.95
Payroll	69.95
Mail System	39.95

**ALL 6 FOR \$349.95**

Send for New 1986 Tex-Comp catalog & buyer's guide only \$2.00 (comes with \$5 savings certificate)

### Drastic Reductions



		VISA and MASTERCARD HOLDERS CALL DIRECT (818) 368-8631	SEND ORDER AND MAKE CHECKS PAYABLE TO <b>TEXCOMP™</b> P.O. BOX 23881 - GRANADA HILLS, CA 91324	Texas Instruments AUTHORIZED DEALER
add 3% for credit card orders				
<b>TERMS:</b> All prices F.O.B. Los Angeles. For fastest service use cashiers check or money order. Add 3% shipping and handling (\$3.00 minimum). East of Mississippi 4%*. (Free shipping on all software orders over \$100.00). Prices and availability subject to change without notice. We reserve the right to limit quantities.				
<b>NOTE:</b> Payment in full must accompany all orders. Credit-Card, Company Check or Money Order for immediate shipment. Personal checks require up to 4 weeks to clear. California orders add 8% sales tax.				

# Contents

## MICROpendium

MICROpendium is published 12 times annually in Round Rock, Texas. No material published in the pages of MICROpendium may be used without permission of the publisher. Computer user groups that have signed exchange agreements with MICROpendium may excerpt articles appearing in MICROpendium without prior approval.

While all efforts are directed at providing factual and true information in published articles, the publisher cannot accept responsibility for errors that appear in advertising or text appearing in MICROpendium. The inclusion of brand names in text does not constitute an endorsement of any product by the publisher. Statements published in MICROpendium which reflect erroneously on individuals, products or companies will be corrected upon contacting the publisher.

Unless the author specifies, letters will be treated as unconditionally assigned for publication, copyright purposes and use in any other publication or brochure and are subject to MICROpendium's unrestricted right to edit and comment.

Display advertising deadlines and rates are available upon request.

All correspondence should be mailed to MICROpendium at P.O. Box 1343, Round Rock, TX 78680. We cannot take responsibility for unsolicited manuscripts but will give consideration to anything sent to the above address. Manuscripts will be returned only if a self-enclosed, stamped envelope is included.

All editions of MICROpendium are mailed from the Round Rock (Texas) or Smithville (Texas) Post Office. Subscriptions are \$15 for 12 issues, delivered via third class mail. In Canada, add \$3.50. Subscribers in the United States who wish first class delivery may also add \$3.50 to the basic subscription price.

Mailing address: P.O. Box 1343, Round Rock, TX 78680  
Telephone: (512) 255-1512  
Source: TI4596

John Koloen.....Publisher  
Laura Burns.....Editor  
Mack McCormick....Technical Editor

### Coming next month

- Review of GRAM-Karte
- A GPL primer
- Wycove Forth menu creation

## Table of Contents

### Screen I/O package

A 40-column string with XBASIC, horizontal and vertical text display, longer ACCEPT AT and DISPLAY AT text strings, and more.....Page 12

### BASIC/XBASIC

More on self-modifying programs.....Page 28

### Techie Corner

Call commands from Forth with Myarc 512K, and the TI community in Germany.....Page 33

### Make your own overlay

Reminders on the control keys for all your programs, right there at your fingertips.....Page 34

### Reviews

JOYPAINT 99.....Page 35

GPL Assembler/TI99/4A INTERN/GPL Linker.....Page 38

### Newsbytes

New and forthcoming software, the second annual Northeastern 99ers Computer Workshop and a group of folks who use their computers religiously.....Page 42

### User Notes

PUTDOT subroutine suggestions, getting around memory limitations when sorting and transporting Multiplan lines to another computer.....Page 43

Classified.....Page 46

# Sensational Prices!!!

... On Our Most Popular Hardware and Software!!

## TOP QUALITY PERIPHERALS

from

**Mechatronic • CorComp • Myarc**

### MECHATRONIC

TI Intern. This book contains a line by line listing of the TI 99/4A ROM and GROM chips with commentary.

41510 Book ..... \$17.95

Extended BASIC II Plus. This Extended BASIC includes built-in extended statement set and graphics mode. Graphic functions require 32K

41488 Cartridge ..... \$79.95

TI Mouse w/TI-DOS. Requires Extended BASIC, disk system, 32K.

41493 Mouse with DOS Disk ..... \$119.95

80-Column Card. Full 80 columns on your TI screen! (Available in July)

41505 ..... \$219.95

### CORCOMP

Triple Tech. Board for PE Box includes clock/calendar, printer buffer, and speech synthesizer connection.

34643 ..... \$129.00

34639 Clock/Calendar, Stand-alone ..... \$79.95

34396 9900 32K Micro Memory, Stand-alone 32K. The Memory Plus series

41070 256K Memory Plus Stand-Alone ..... \$219.00

41633 512K Memory Plus Stand-Alone ..... \$279.00

41051 256K Memory Plus Card ..... \$189.00

41065 512K Memory Plus Card ..... \$239.00

See "Best Selling Hardware" for more CorComp products.

### MYARC

34324 128K Card ..... \$199.00

38179 Extended BASIC Level IV ..... \$69.95

38395 ORDER BOTH OF THE ABOVE FOR ONLY \$249.00!

38198 512K Upgrade Kit for the 128K Card ..... \$109.95

See "Best Selling Hardware" for more Myarc products.



## microPal Extended BASIC

MicroPal's Extended BASIC package now includes two free software programs! Bestsellers Typewriter and Name-It from Extended Software are included in disk and cassette versions with complete manual — absolutely free! You can immediately begin using the power of Extended BASIC for word processing and data base functions.



MicroPal Extended BASIC is unconditionally guaranteed to be 100% compatible with all programs written in TI Extended BASIC. With this powerful, high-level language, programmers

can have automatic access to the 32K memory expansion, utilize sprite graphics for smooth motion and animation, auto-load disk based programs, and add speech with a 400 word built-in vocabulary! Package includes Extended BASIC on a convenient plug-in cartridge with 240 page manual. Sug. Retail \$89.95

32987

**ONLY \$69.95!!**

## LOST HITS "REDISCOVERED"

Some of you may remember that Thorn EMI, the British entertainment giant, developed three super games for the TI. Just before the games were released, TI pulled the plug on the 99/4A and Thorn decided to drop the introductions. At last, TENEX brings you these "lost hits" by special arrangement with a U.K. firm who convinced Thorn to make the program rights available. All three programs are packaged on one convenient disk!

The disk includes:

### Computer War

Based on the hit movie "War Games."

### Submarine Commander

One of the best submarine simulations ever created for a home computer!

### River Rescue

High speed action as you save a group of helpless refugees.

Requires 32K and Extended BASIC.

40856 Disk

**ONLY \$29.95**

## THE 59¢ microPal DISKETTE!



Are you paying too much for diskettes? Try our first quality, prime, 5 1/4" diskettes (no rejects, no seconds) at these fantastic sale prices and save, save, SAVE! Disks are packaged in boxes of 50; each box contains 5 shrink-wrapped 10-packs that include diskettes in sleeves, labels, and write-protect tabs.

Each diskette is certified to be 100% error free and comes with a lifetime warranty (if you have a problem, we'll replace the diskette). All diskettes include hub reinforcement rings and write-protect notch.

Box of 50

32391 SS, DD Diskettes ..... \$29.50 (59¢ each!)

32403 DS, DD Diskettes ..... \$34.50 (69¢ each!)



**FREE!**  
"EVERYTHING BOOK"  
For the  
TI Home Computer  
Order Item #25982



AVAILABLE FROM YOUR FRIENDS AT

We gladly accept mail orders!

P.O. Box 6578  
South Bend, IN 46660

Questions? Call  
219/259-7051

SHIPPING CHARGES	
ORDER AMOUNT	CHARGE
less than \$20.00	\$3.75
\$20.00-\$39.99	4.75
\$40.00-\$74.99	5.75
\$75.00-\$149.99	6.75
\$150.00-\$299.99	7.75
\$300 & up	8.75



## BEST-SELLING HARDWARE!

### STAR MICRONICS NX-10 PRINTER

41366 ..... \$269.00

Latest model! Draft quality at 120 cps, near letter quality at 30 cps. 5K print buffer.



30235 AXIOM PARALLEL PRINTER INTERFACE... \$ 59.95

29784 CORCOMP RS-232 INTERFACE ..... \$127.00

29802 CORCOMP 9900

MICRO-EXPANSION SYSTEM ..... \$329.00

MYARC or CORCOMP RS-232 CARD ..... \$ 79.95

32972 MYARC DISK CONTROLLER CARD ..... \$169.95

29770 CORCOMP DISK

CONTROLLER CARD ..... SALE! \$159.95

13315 CORCOMP 32K MEMORY CARD ..... \$ 99.95

20164 BOX WITH POWER SUPPLY

for external disk drive ..... \$ 59.95

31173 WICO 3-WAY

GATELOCK JOYSTICK ..... \$ 24.95

10285 TI JOYSTICK ADAPTER ..... \$ 4.95

37317 PROSTICK II. Requires TI adapter ..... \$ 19.95

37321 SUPER STICK. Requires TI adapter ..... \$ 7.95

13329 NAVARONE CARTRIDGE EXPANDER ..... \$ 24.95



## NO EXTRA FEE FOR CHARGES



We verify charge card addresses.

**ORDER TOLL FREE  
1-800-348-2778**



## Comments

# Getting into GPL

This issue marks our first foray into the realm of GPL. GPL (graphics programming language) is a language created by Texas Instruments as used as a basis for its home computer. All of a sudden, it seems, everyone is getting on the GPL band wagon. Both John Clulow and Mack McCormick are enthralled with GPL, after years of ignoring it. We're publishing a review of several GPL related products by John, and Mack's series on GPL will begin in the September issue. Mack is looking for input from readers on what direction to take, and we'll look forward to see what happens.

### PIRACY DEBATE CONTINUES

The company that markets 1-2-3 for the PC market has decided to eliminate the protection schemes on some of its software packages. Lotus Development says that it will provide large users of its software with disks that eliminate protection schemes from its existing software. The move is an experiment on the part of Lotus and may be extended to individual owners. Many software producers in the PC market have taken to selling unprotected software (some offer a protected version for a lesser price and an unprotected version at a premium price).

Much of the impetus in the drive to unprotect software comes from those who use protected software. Complaints range from not being able to load a protected program to a hard disk to having to purchase expensive software and firmware whose sole purpose is to defeat software protection schemes. Of course, the fear of rampant piracy of software is the reason software protection is used.

What does this have to do with the TI market, where a lot of software is protected, but few of the protection schemes are effective? Protection continues, of course. But let's face it, most of the protection schemes are designed to keep non-programmers from defeating it. The more creative and persevering users sooner or later manage to defeat these protection schemes. At this point, the most effective schemes involve physically damaging a diskette or initializing it using another computer operating system in such a way that it can be read but not cataloged by a TI. (There are some who say that a TI can be used to break protection schemes used on PC software.)

Now a new type of program has reached the market, a track copier. Track copiers are designed to copy any disk, regardless of the protection measures. There has been a lot of debate on various bulletin boards, and even CompuServe

loyalists have turned in their ID numbers when the TI Forum uploaded a track copier into its data library. Where will the debate over copy protection and piracy end? It's hard to tell, but in the PC market it is beginning to appear that the debate is moot. Will the TI market go the same way? The advent of the track copier may hasten the decision (it is being widely disseminated as Fairware.)

### WHY ARE THERE ERRORS?

More than one reader has inquired why program listings in MICROpendium sometimes have errors. Some ask why we just don't take a program listing and run it straight, without breaking it down into columns as we do.

Be assured that every program that appears in MICROpendium is tested prior to running. In the case of BASIC programs, after the program is successfully run, we save it in a merge format and then load a program by Jim (Tigercub) Peterson that converts it into a 28-column, display/80 format. We then load the file into TI-Writer editor and run it out on a printer using an elite font.

Typically, errors that appear in programs were put there by the authors (running a program may not uncover all errors). Other sources of errors range from inadvertently hitting a key just before outputting the program to a printer to renumbering line numbers and not double-checking that all line number references remain in synch.

We have also found that some programs tested on one system using TI cards exclusively may not run quite as well as the same program run on another system using cards by other manufacturers. Also, at least once, we left out necessary directions without which the program could not work.

Printouts of assembly language programs are provided by the author. We use these exclusively for assembly listings, rather than reentering it. In most cases, authors include a disk with the assembly program listing and we will run it to make sure it does what it is supposed to do.

While explaining our procedures isn't going to eliminate errors, we want you to know that we do our best to catch them before going to press, and we rely on you to let us know when we've slipped up.

### INDEX COMING

We are at work on an index of all our issues to date (something frequently requested by readers) and hope to have it available in both disk and hard-copy format soon. When we do, we will announce how readers who wish to do so may acquire copies.

## **SST Expanded Basic Compiler System**

**"The most powerful high level language available for the T.I./4A"**

### **NOW ONLY \$25.00**

The **SST EXPANDED BASIC COMPILER** contains the standard features of Basic, plus most of the features of **EXTENDED BASIC**. It also includes many commands that are not available in **TI BASIC** or **TI EXTENDED BASIC**. A major feature of the **SST EXPANDED BASIC COMPILER** is the ability to add your own commands. If you have need of a command not commonly found in Basic, you can easily add it to our compiler (*Editor/Assembler* module only).

The **SST EXPANDED COMPILER** package translates a Basic program into TMS9900 machine language, resulting in a great gain in program execution speed. The compiler commands are up to 160 times faster than the corresponding commands in **TI BASIC** or **EXTENDED BASIC**.

An example of the speed is a benchmark program that appeared in the January, 1985 issue of Compute Magazine: "MSX is Coming" by Tom Hallhill. The program does a bubble sort on an array of 150 elements. The times in minutes:seconds are:

<b>SST Expanded Basic</b> (Integer Arithmetic)	0:31	Apple II plus	6:24	TRS-80 Color Computer	8:01
		Apple IIC	6:33	Commodore 16	8:35
<b>SST Extended Basic</b> (Floating Point Arithmetic)	2:05	Commodore Vic-20	6:34	Commodore Plus/4	8:36
		IBM PC jr.	6:59	Atari 800XL	8:55
IBM PC	5:45	Commodore 64	7:02	Atari 800	9:00
Goldstar MSX	6:20	Commodore 8032	7:16	TI 99/4A Basic	12:58

Many commands will be directly compiled, however some changes will be required to compile an existing program.

The following is a list of commands found in the **SST EXPANDED BASIC COMPILER**.

Floating point: + - \* / ABS ATN COS EXP INT LOG SIN SQR TAN LET INPUT IF INTER FLOAT DIM

Integer: + - \* / ABS LET INPUT IF PRINT FOR-NEXT DIM DISPLAY FLOAT INTER COLOR CHAR VCHAR GCHAR KEY CLEAR PEEK PEEKV LOAD POKEV OPEN CLOSE LINKER SCRON PRINTAT INPUTAT RESETAT INSTRINGA OUTSTRINGA POS SEG VAL LEN SOUND ADDSTRING STR CHR ASC FLOATIN FLOWOUT SUBIN SUBOUT PLOTMODE PLOTCHR PLOT GPLOT USING UNUSE SIG JOYST SPRITEMODE SPRITEA MOTIONA SCHARA PATTERNA COLORA LOCATEA POSITIONA MAGNIFYA DELSPRITEA DISTANCEA COINCA SCREEN SCROLL RANDOMIZE RND SCREENON USERA-USERE

**SST EXPANDED BASIC** requires Memory Expansion, Disk Drive and either Editor/Assembler or Mini-Memory. The following features are some of the many you will receive with the **EXPANDED BASIC COMPILER**:

- Turn scroll on and off.
- Link compiled programs together having localized or global variables.
- Pass floating point variables from TI Basic to a compiled program.
- Bit map mode - access to all pixels.
- Specify format of variables to be printed.
- Specify the number of bytes to work with in floating point.
- Scroll the screen to the left or right.
- Scroll only a part of the screen.
- The ability to dimension up to 1800 element floating point arrays.
- The ability to do integer arithmetic for extremely fast execution speed.
- The ability to dimension up to a 12,000 element integer array.
- The ability to save and rerun compiled programs.

## **SST Expanded Basic Compiler System with a High Resolution Graphics Package and Text Mode**

### **NOW ONLY \$35.00**

This version gives you all the features of the **EXPANDED COMPILER** plus 40 column mode and 12 new commands for high resolution graphics.

**NEW!!**

**PRE/SST Program**

**\$30.00**

A program translator aid which facilitates preparing existing Basic and Extended Basic Programs for processing by the **SST EXPANDED BASIC COMPILER SYSTEM**. Makes developing new programs easier. It converts multiple line statements to single lines. It allows you to convert floating point variables to integer variable for increased speed. It allows you to use such things as numeric constants and takes care of defining variables and constants. The **PRE/SST PROGRAM** helps you tap the full power of the **SST COMPILER SYSTEM**. (Requires Extended Basic)

FOR MORE DETAILED INFORMATION WRITE:

**SST SOFTWARE, INC.**

BOX 26 • CEDARBURG, WI 53012 • (414) 771-8415

# Feedback

## Would like to see Dow flight simulator

I am planning to become a pilot and was...disappointed in 4A Flyer. It was not realistic at all, unlike Dow4 which is very "lifelike." I would like to encourage John Dow to make the flight simulator. As far as the price goes, I think whatever it takes to make the best program. I would probably be willing to pay up to \$60-70, maybe even more. Of course, if it is less then I wouldn't complain.

**Todd Handel**  
Stoughton, Massachusetts

## Parameters, screen dump advice given

In regard to the inquiry about the GP-100TI printers (July 1986), I also had problems with a Gorilla Banana which is apparently the same printer or at least compatible; after many tries at different parameters I found "RS232.BA = 4800.DA = 8.PA = N" works for me very well. I hope this will also solve Mr. Hazboun's problem.

In regard to a good screen dump I purchased Quality 99 Software's Screen Dump II program which is compatible with mine and Axiom GP-100 printers.

It is a resident program which after entered resides in memory until the computer is shut off. It prints horizontally or in a larger version vertically. It also needs the above parameters to work but this is no problem as they allow these to be entered.

**R.J. Kaspar**  
Lakewood, Ohio

## Lost in the BBS world

For the past several weeks I have been involved in trying to obtain and set up a BBS system for the users group for which I belong. At first it seemed like a simple enough task, but shortly after the project started the nightmare began.

The first thing I did was obtain a copy of [Ralph] Fowler's "TIBBS" from one of the members in the group. After days of work, I could not get the system to run. Not getting discouraged, I set out on my journey into the land of the BBSs. I spent days on the phone with my trusty TI talking with sysops across the nation. Each one had something different and now I am plagued with so many versions and so many systems that I am lost in the world of the BBSs.

The reason for this letter is to ask you and your readers for help. Is there any BBS system out there that is easy to set up and run? I would like certain features in the system, 300/1200 baud, XModem transfers and a good message base. If possible it should be written in assembly language for speed.

My hardware configuration consists of the TI console, expansion box with the following cards, Myarc disk controller, Myarc 512K card, CorComp RS232. Also I have one DSDD and SSSD drives. My modem is a Hayes-compatible 300/1200 baud.

If you or any of your readers have any suggestions they would be appreciated.

**Herman Mosakowski**  
Portland, Tennessee

**You will possibly be given a choice of even more versions and systems when our readers write, but here's hoping you will become less lost.—Ed.**

## Mini-Writer files

Can anyone out there tell me, will Mini-Writer III read and print a cassette file which was created by Mini-Writer I?

**Merle Vogt**  
Von Ormy, Texas

**Joe Miller of IEC, one of the firms distributing DataBloTics' Mini-Writer, says there should be no problem with the files from I to II or III. He notes that there are problems in going the opposite direction, however, because the storage space decreases.—Ed.**

## Heat wave blues

I have found a cheap way to keep your computer cooler. Get a two-foot air hose used in fish tanks and one air pump also used in fish tanks. Connect one end of the hose to the air pump. Connect the other end under the grom port.

The air pump will make a low noise and vibration but it will keep your computer cooler.

**Johnathan L. Lester**  
Jolo, West Virginia

## Wishes for TI-Writer

I am a TI99/4A owner with a spare in the closet and I have a system at work as well, and I plan to replace (or augment) both systems with Geneves.

I use both systems for a variety of things, a large one of which is word processing with TI-Writer. I have used the LF and PF functions to send and receive data by telephone and from other computers; I also have used 4A/Talk for that.

TI-Writer is great as far as it goes, and what I sincerely hope is that someone will take it a bit farther. Things it could use are—

(1) Joystick control of the cursor (I actually use a roller-controller). The fire button should operate like FCTN 2—insert character.

(2) Required vertical space. To be used to prevent starting a single line from a paragraph at the bottom of a page, and to prevent having a heading for a paragraph on one page and the paragraph to which it refers on the next. The printer would stop printing on the page a line or two early.

(3) A printer pause instruction to allow changing daisy-wheels in mid-printing.

(4) Footnote handling.


(5) Right-hand justification for use with proportional-spacing printers.

(6) Double transliterations—just as a single ampersand triggers underline and a double ampersand triggers print-

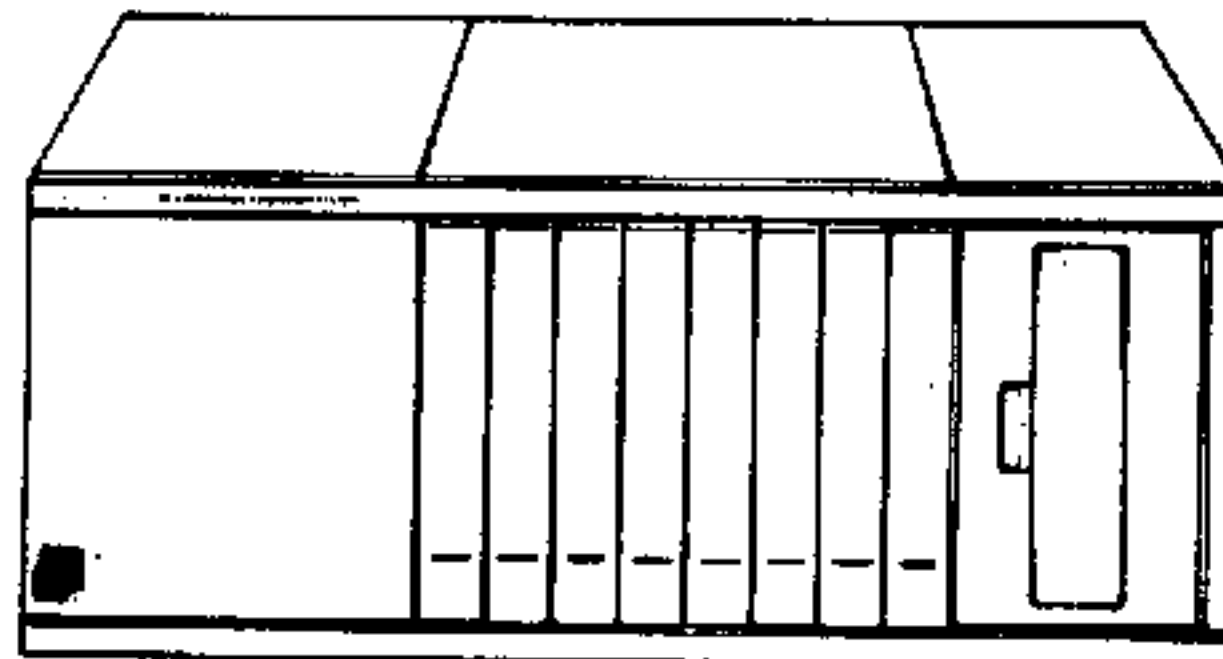
(Please turn to Page 10)



**TEX-COMP PRESENTS PC Computing Power For Your TI-99/4A!**  
**EXPAND YOUR TI-99/4A**  
**HOME COMPUTER WITH CorComp's**  
**NEW EXPANSION CARD**  
**THE 512K MEMORY PLUS!**



Appearance of production model may vary.



**As Low As**  
**\$169.95**  
 + S & H  
 W/ 256K Factory Installed

Now, CorComp, the number 1 name for quality, performance and compatibility in peripherals for the TI-99/4A, has introduced an all new 512K Memory expansion card for the TI Peripheral Expansion Box. This all new card will replace the original 32K expansion card and provides the on-line memory you need for special applications such as, Data Base, RAM Disk and Software development.

Some of the features include:

1. Multi-disk selectability RAM disk capability.
2. External power supply for retaining 256 or 512K memory when system is shut down.
3. A whole new line of fully compatible software is planned by CorComp to make full use of the power of this exciting product including a Data Base Manager, Word Processor and Spread Sheet.

**512K Card for TI P-Box**  
 w/ 256K Factory Installed & Certified\* **\$169.95**  
 w/ 512K Factory Installed & Certified **\$229.95**

**ALSO...**

For those of you without TI Expansion Boxes,  
**THE 512K MEMORY PLUS**  
**STAND ALONE UNIT.**

This separate unit can be used with both the original TI P-Box and with the CorComp 99 Micro Expansion System. This is a true free-standing memory expansion unit that plugs directly into the computer and incorporates the same features as the 512K Memory Plus Card.

**512K Stand Alone for CorComp's 9900 System**  
 w/ 256K Factory Installed & Certified\* **\$249.95**  
 w/ 512K Factory Installed & Certified\* **\$269.95**

\* Stand Alone Units may be used with CorComp's 9900 System or TI Expansion Box.  
 \* 256K Card and Stand Alone Unit can be factory upgraded to 512K for \$69.95.

**SPECIAL BONUS**

A **super savings coupon**, to be applied towards the new **CorComp Memory Plus Software Line**, which will **only** be available directly from CorComp.

Send order and make checks payable to:

**TEX+COMP**

P.O. BOX 33064 - GRANADA HILLS, CA 91344



AUTHORIZED DEALER



VISA and MASTERCARD  
 HOLDERS CALL DIRECT  
**(818) 366-6631**  
 24 Hour Order Line

**TERMS:** All prices F.O.B. Los Angeles. For fastest service use cashiers check or money order. Add 3% shipping and handling (\$3.00 Minimum). East of Mississippi 4 1/2%. Add 3% for Credit Card orders. Prices and availability subject to change without notice. We reserve the right to limit quantities.

**NOTE:** Payment in full must accompany all orders. Credit card, Company check or Money order for immediate shipment. Personal Checks require up to 4 weeks to clear. California orders add 6 1/2% sales tax.

Send \$2.00 for our new 99/4A 30-page catalog and buyer's guide.

©1986 TEX-COMP

# Feedback

(Continued from Page 8)

ing an ampersand, so should any two-character combination be possible. This would allow easy access to characters in the range of 129-255 on printers that have them.

(7) Handshakes that allow double-striking, underlining, etc., to be performed by the printer with escape sequences.

(8) The capability to transmit CHR\$(13) to the printer and accept it from an external source. (Brother printers use ESC CR as a master reset.)

(9) Capability to add to (append) a disk file without overwriting.

How do you load the TI-Writer disk into RAMdisk anyway? How can I use the 128K memory to print spool to a peripheral called AXIOM? Help!

Jim Rieger  
Ridgecrest, California

The type of writing we do with TI-Writer does not require the functions you seek, but they may be useful to others.

Loading TI-Writer into a RAMdisk requires copying the TI-Writer programs (CHARA, FORMA, etc.) to the RAMdisk using a disk manager program.

We are not familiar with Axiom printers, nor do we know which 128K card you are referring to; so we can't really help you on the use of a spooler. (We use the CorComp Triple-Tech printer buffer and it directs the data to whatever serial or parallel device we specify, referencing PIO or RS232.)

As far as sending escape sequences, we have published several articles on this subject. The easiest way we've found to send printer controls using TI-Writer is to define them through the Transliteration command and save the definitions as an Include File. This allows one to redefine seldom used keys, such as the left and right brackets, as flags to turn double-striking on and off.

Readers who have suggestions for Mr. Rieger's other comments may want to submit a User Note or Feedback letter.—Ed.

## Double-sided drives

I'm writing about Jeff Shaw's review of Myarc's disk controller card, which appeared in the June issue.

In the first paragraph, he points out, "One of the biggest hardware advances for the 99/4A has been the introduction of disk controllers able to handle double-sided drives."

This statement is not correct. The original TI controller is such a controller. It handles single and double-sided disk drives as well as older types that use fewer than 40 tracks (ex. 35). It doesn't, however, support double-density recording. I hope this will clear up any confusion for those users wishing to add double-sided drives to their TI system. You do not need any special controller to add a double-sided drive.

Stephen J. Tuorto  
Bayshore, New York

## Printer compatibility

In response to Arthur Hazboun (Feedback, July 1986):

Throughout the years of the computer revolution I have noticed many unsatisfied consumers in computer-related industries who were misled by false advertising, or what some call "stretching the truth." Since the introduction of TI Artist our advertising has always stated what printers the software package was compatible with. Those printers included "Epson (compatible), Okidata 92 and 93, Axiom GP-100 and Prowriter" printers. At no time did our advertising claim that TI Artist performed properly using an Axiom GP-100TI printer.

Unfortunately for all parties involved, Axiom has shown a habit of altering the internal software within its printers of a similar model, thus making them incompatible with certain software packages like TI Artist. As time permits we try to correct any of these unanticipated problems, and apologize for any inconvenience they may have caused our customers.

At the time Mr. Hazboun had written to us explaining his difficulty getting TI Artist to work properly with his Axiom GP-100TI printer, all we could offer him was a prompt refund and an explanation about Axiom changing the software within its printers. Since that time a small revision to TI Artist has been made and it now performs correctly using an Axiom GP-100TI printer.

Steven C. Lamberti  
Texaments  
Patchogue, New York

## Software wanted

My son has a Commodore 64 computer. He recently obtained from Load & Go Software a program called "Home Finance Organizer." It has the following subdivisions: 1) Address keeper; 2) Checkbook balancer; 3) Budgeter.

I would be interested in obtaining a program similar to this for my TI99/4A. However, there is no address on the Load & Go disk and I don't know if they also make a program that will run on my computer.

Edward A. Dawson  
Zellwood, Florida

There may be several similar, multi-function programs for the TI. One that comes to mind is Home Information Management System by VMC Software, P.O. Box 326, Cambria Heights, NY 11411. This package includes a checkbook manager, address book and home inventory manager. It retails for less than \$30. It requires Extended BASIC, disk system and expansion memory.

The Feedback column is for readers. It is a forum to communicate with other readers. The editor will condense excessively lengthy submissions where necessary. We ask that writers restrict themselves to one subject for the sake of simplicity. Our only requirement is that items be of interest to persons who use the TI99/4A home computer. Mail Feedback items to: MICROpendium, P.O. Box 1343, Round Rock, TX 78680.

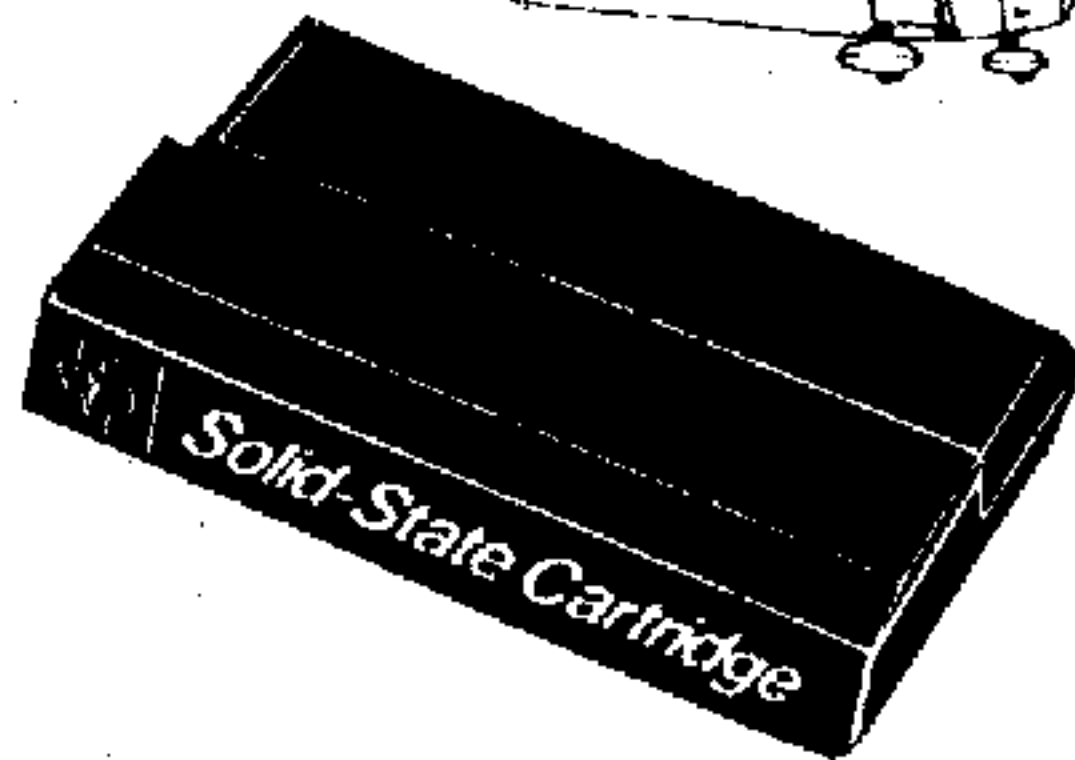
# TAKE YOUR TI-99/4A TO NEW HEIGHTS

WITH

## 4A FLYER


## FLIGHT SIMULATOR

For the Texas Instruments Home Computer ...



COMES COMPLETE ON MODULE...NOTHING ELSE TO BUY

- PILOT THE PLANE THROUGH TAKE OFF, FLIGHT AND LANDING.
- VIEW THE SKY AND HORIZON THROUGH THE COCKPIT WINDOW.
- FACE ADVERSE WEATHER CONDITIONS
- FULL INSTRUMENTATION INCLUDING FUEL AND POWER GAUGES
- REALISTIC SOUND EFFECTS
- USE JOYSTICK OR KEYBOARD
- OPTIONAL AIR BATTLE SCENARIO...ENGAGE IN REALISTIC DOG FIGHTS




AT ONLY **\$19<sup>95</sup>** plus S&H.

4A FLYER is by far the best flight simulator ever created for the TI-99/4A. It is written in super fast assembly language with outstanding color graphics. This is the first flight simulator that TEX-COMP has offered, since past programs would not meet our standards. So fasten your seat belt and take part in the ultimate "frequent flyer program." Start your engine, fly into the sky, navigate through rough weather, search for and destroy enemy planes and land safely—without running out of fuel! Experience the excitement and motion of flight as you pilot your own plane with 4A Flyer!

### FREE BONUS

With every order for 4A FLYER you receive a free copy of "The Elementary TI-99/4A," a 256-page spiral bound manual by Datamost...a \$14.95 value!!!



Send order and make checks payable to:

## TEX-COMP

America's Number One TI computer retailer

P.O. BOX 33084 GRANADA HILLS, CA 91344

**TERMS:** All prices F.O.B. Los Angeles. For fastest service use cashiers check or money order. Add 3% shipping and handling (\$3.00 Minimum) East of Mississippi 4 1/2%. Add 3% for Credit Card orders. Prices and availability subject to change without notice. We reserve the right to limit quantities.

Send \$2.00 for our new 99/4A 30-page catalog and buyer's guide.



AUTHORIZED DEALER



VISA and MASTERCARD  
HOLDERS CALL DIRECT

Reg.  
\$14.95

## (818) 366-6631

ORDER BY PHONE  
24 HOURS A DAY

**NOTE:** Payment in full must accompany all orders. Credit card, Company check or Money order for immediate shipment. Personal Checks require up to 4 weeks to clear. California orders add 6 1/2% sales tax.

©1986 TEX-COMP

# Screen I/O package

By J. PETER HODDIE

Did you ever wish you could use a 40-column screen with TI Extended BASIC? Or want to display text in horizontal or vertical directions? Or use text strings longer than one line with ACCEPT AT or DISPLAY AT? Or adjust margins to your own choice of settings? The assembly routines provided with this article allow you to do all that and more, without sacrificing any of the power of Extended BASIC.

You do not need to understand assembly language to use these routines, but you must have an expanded system with a 32K memory expansion or more and at least one disk drive. First, you need to get the routines in object code form, which you can do in either of two ways. You can type the source code as it is printed here and assemble it into object code using the "R" option only from the Editor/Assembler (or the equivalent from a system such as FunnelWriter).

## LOADING THE OBJECT CODE

Once you have the object code on disk, you must enter Extended BASIC and load the routines. You can do this in any of three ways, depending on your applications. If you are just familiarizing yourself with the routines' capabilities, you can use immediate mode by typing `CALL INIT :: CALL LOAD("DSKn.filename")`, where n is the number of the drive you are loading from and filename is the name you have given the object code file. You can also use `CALL LOAD...` as a line in an Extended BASIC program, or you can merge the object code with your program using a utility like `ALSAVE` (Genial TRAVELER, issue 1.3 from Barry Traver).

## BEGIN

The first routine you should use is `CALL LINK("BEGIN")`, either from immediate mode or as an early step in a program. This resets all the routines back to their default settings.

## INIT

The next thing you should do is to define your environment with the "INIT" routine. This routine defines the left and right margin, as well as whether you are in text or graphics mode. If you do not specify anything, the routines will default to graphics (32-column) mode, with a left margin of 3 and a right margin of 30 as is normal in Extended BASIC. You call the INIT routine as

(Please turn to Page 20)

## Screen I/O

```
DEF ACCEPT,INIT,DSPLY
DEF CLS,SCREEN,BEGIN
```

\* (C) COPYRIGHT 1986 J. PETER HODDIE

\* EQUATES FOR EXTENDED BASIC

```
GPLWS EQU >83E0
USBW EQU >2020
UMBA EQU >2024
USBR EQU >2028
UMBR EQU >202C
UMTR EQU >2030
UDPWD EQU >8C00
UDPIWA EQU >8C02
KSCAN EQU >201C
STPREF EQU >2014
STRASG EQU >2010
NUMREF EQU >200C
FAC EQU >834A
XMLLNK EQU >2018
CFI EQU >1268
```

\*\*\*\*\*

\* SCREEN CONTROL BLOCK: FOR REFERENCE BY FUTURE ROUTINES

```
INTSAV BSS 2
TIMER BSS 2
```

```
MLEFT DATA 3          LEFT MARGIN
MRIGHT DATA 30       RIGHT MARGIN
LINE DATA 28         CHARS PER LINE
```

```
MODE DATA 32         SCREEN MODE (32=GRAPHICS; 40=TEXT)
WIDTH DATA 32        SCREEN "WIDTH" (USUALLY 32 OR 40)
SBA DATA >0000       SCREEN BASE ADDRESS
```

\* END OF SCREEN CONTROL BLOCK

\*\*\*\*\*

```
LENGTH BSS 2          LOWER BYTE IS FOR LENGTH OF STRING
BUFFER BSS 256
```

```
VALID BSS 128         LENGTH WORD FOR VALID
                        BUFFER FOR VALIDATE
```

```
VDPBUF BSS 256       SAVE VDP INFO FOR 40 COLUMN ROUTINES.
```

```
CURUND BSS 2          SAVE FOR CHARACTER UNDER CURSOR
CURTIM DATA 15       CURSOR BLINK RATE IN SIXTIETHS OF A SECOND
CURON BSS 2           CURSOR ON/OFF
CURP1 BSS 2           CURRENT CURSOR POSITION IN STRING
CURP2 BSS 2           CURRENT CURSOR POSITION ON SCREEN
FIRST BSS 2           WHERE TO START PUTTING STRING
```

```
INSFLG BSS 2         INSERT FLAG. >FFFF MEANS TRUE, IE INSERT IS ACTIVE
```

```
LSTKEY BSS 2         LAST KEY PRESSED
```

```
MYREGS BSS 3?       MY WORKSPACE
```

```
OLDWID DATA 32      WIDTH BEFORE CURRENT "INIT"
OLDSBA DATA >0000   OLD SBA
```


\*\*\*\*\*

```
BEGIN
LI R0,32             SET WIDTH,OLDWIDTH AND MODE TO 32
MOV R0,2WIDTH
MOV R0,2OLDWID
MOV R0,2MODE
```

```
CLR 2SBA            MAKE SURE SCREEN IS AT >0000
CLR 2OLDSBA
```

(Please turn to Page 14)

**9900 + FOR THE TI99/4A  
THE ULTIMATE  
99/4A EXPANSION SYSTEM  
AT A SPECIAL  
INTRODUCTORY PRICE  
FROM TEX-COMP™**



TEX-COMP, the undisputed leader in supplying the 99/4A User, has now put together the finest and most complete expansion system ever offered for the TI99/4A.

**COMPLETE  
EXPANSION SYSTEM  
NOTHING ELSE TO BUY!**

- **9900 Expansion Box & Regulated Power Supply (UL Approved)**
- **32K Memory Upgrade** Adds 32K bytes of Random Access Memory to your system.
- **Double Sided/Double Density Disk Controller** (operates up to 4 drives)
- **RS232 Interface** Lets you add a wide range of other accessories, such as printers or telephone modems, one parallel and 2 serial outputs.
- **1 SS/SD Disk Drive** Allows you to store and retrieve data on 5 1/4-inch single-or double-sided floppy diskettes.
- **1 Disk Drive Case & Regulated Power Supply**  
Handles two 1/2-height drives easily (UL or LAC Approved)
- **New Disk Manager with Improved Disk Utilities**
- **All Cables & Instructions** Including a free TI RS232 Y-Cable.

**ALL FOR  
\$379.95**  
Plus S&H

**For above system with full size DS/DD Disk Drive** \$399.95  
**For above system with a pair of 1/2-height Drives** 539.95

Other leading CorComp Hardware Values:

CorComp RS232 Card (for TI P-Box)	79.95
CorComp 32K Card (for TI P-Box)	99.95
CorComp DS/DD Controller (for TI P-Box)	<b>NEW LOW PRICE 149.95</b>
CorComp 9900 System with Free RS232 Y-Cable	<b>NEW LOW PRICE 299.95</b>
CorComp Stand Alone RS232 with Free Y-Cable	<b>NEW LOW PRICE 99.95</b>
<b>NEW</b> CorComp Stand Alone 32K	<b>NEW LOW PRICE 89.95</b>
<b>NEW</b> Triple Tech P-Box Card (Clock/Buffer)	109.95
<b>NEW</b> 9900 Clock Stand Alone	69.95
"Grom Buster" (for 1983 Consoles)	24.95
Load Interrupt Switch (with <b>FREE</b> Screen Dump Program)	19.95
<b>NEW</b> PDI Diagnostic Module	24.95

**Also available from TEX-COMP at NEW LOWER PRICES:**

TI-99/4A Console w/ 1-year warranty (Black & Silver model)	79.95
<b>NEW</b> Star NX-10 (Fully TI Compatible). Replaces SG-10 solid state dipswitch selection—Free Cleaning Kit	259.95
1/2-Height DS/DD Disk Drive (2 will fit in P-Box)	99.95
Full Size SS/SD Disk Drive (exact replacement for TI 1250)	79.95
Full Size DS/DD Disk Drive	99.95
Drive Enclosure with Regulated Power Supply for 2 1/2-height or 1 full Drive	59.95
Cable Kit for 2 1/2-height Drives (for installation in P-Box)	29.95
Cable Kit for Stand-Alone Drives (specify TI or CorComp system)	29.95
RS2323 Y-Cable	10.95

**SEND \$2.00 FOR NEW 1986 CATALOG WHICH INCLUDES A \$5.00 SAVINGS CERTIFICATE.**



VISA and MASTERCARD  
HOLDERS CALL DIRECT  
(818) 366-6631

SEND ORDER AND MAKE CHECKS PAYABLE TO

**TEX-COMP™**

Texas Instruments



P O BOX 33084 — GRANADA HILLS CA 91344 AUTHORIZED DEALER

add 3% for credit card orders

**TERMS:** All prices FOB Los Angeles. For fastest service use cashiers check or money order. Add 3% shipping and handling (\$3.00 minimum). East of Mississippi 4 1/2%. (Free shipping on all software orders over \$100.00). Prices and availability subject to change without notice. We reserve the right to limit quantities.

**NOTE:** Payment in full must accompany all orders. Credit Card, Company Check or Money Order for immediate shipment. Personal checks require up to 4 weeks to clear. California orders add 6 1/2% sales tax.

**"The Leader of the Pack"**

## SCREEN I/O

(Continued from Page 12)

```

LI R0,3
MOV R0,2LEFT MAKE LEFT MARGIN 3
LI R0,30
MOV R0,2RIGHT RIGHT MARGIN 30
LI R0,28
MOV R0,2LINE AND LINE WIDTH 28

B 2006A AND RETURN TO XB

*****
* CALL LINK("ACCEPT",X,Y,LENGTH,VALIDATE*,RETURN*)
ACCEPT
LWPI MYREGS

MOV 2B3C4,2INTSAV * SAVE CURRENT INTERRUPT POINTER
LI R1,JIFFY * GET ADDRESS OF JIFFY COUNTER
MOV R1,2B3C4 * INSTALL JIFFY COUNTER

CLR 2INSFLG * CLEAR THE INSERT FLAG
SETO 2LSTKEY * RESET LAST KEY HOLD
CLR 2CURP1 * SET POINTER TO BEGINNING OF STRING
SETO 2CURON * TURN CURSOR ON
MOV 2CURTIM,2TIMER * INITIALIZE CURSOR TIMER

BL 2CALC * GET X AND Y COORDS

LI R2,BUFFER
LI R1,2000 * SPACE CHARACTER . . . ASCII132
CLST1 MOVB R1,*R2+ * FILL REST OF STRING
CI R2,BUFFER+256 * WITH SPACES . . .
JNE CLST1

SETO 2LENGTH
CLR R0
LI R1,5
LI R2,BUFFER-1
BLWP 2STRREF * GET INITIAL STRING

LI R0,2007F * LENGTH OF VALIDATE STRING
MOV R0,2VALID-2
CLR R0
LI R1,4
LI R2,VALID-1
BLWP 2STRREF * GET VALIDATE STRING

LI R1,3
BL 2GETNUM
MOV R1,2LENGTH * GET USERS LENGTH

BL 2SHOW

SCAN
LIMI 2
LIMI 0
BLWP 2KSCAN
CLR R0
MOVB 2B375,R0 * GET KEYPRESS
CI R0,2FF00 * NO KEY PRESSED??
JNE SCAN1 * IF NO KEY, GET THE NEXT
SETO 2LSTKEY
SCAN0 B 2NEXT1

SCAN1
CB R0,2LSTKEY * IS IT SAME KEY AS BEFORE?
JEQ SCAN0 * IF SO, GET OUT
MOVB R0,2LSTKEY * SAVE LASTKEY

CI R0,20D00 * IS IT AN ENTER
JNE SCAN1B
B 2EXIT

SCAN1B CI R0,20800 * IS IT A BACKSPACE
JNE SCAN3
CLR 2INSFLG
MOV 2CURP1,2CURP1
JEQ SCAN1A
DEC 2CURP1
SCAN1A B 2NEXT

SCAN3 CI R0,20900 * IS IT A FORWARD SPACE
JNE SCAN4
CLR 2INSFLG

```

```

MOV 2LENGTH,R9
DEC R9
C 2CURP1,R9
JEQ SCAN1A
INC 2CURP1
B 2NEXT

SCAN4 CI R0,20300 * IS IT A DELETE CHAR
JNE SCAN5
CLR 2INSFLG
LI R0,BUFFER
A 2CURP1,R0
MOV R0,R1 * R0 WE MOVE TO
INC R1 * R1 WE MOVE FROM
SCAN4A MOVB *R1,*R0 * MOVE A CHARACTER
INC R0
INC R1
CI R1,BUFFER+256 * ARE WE DONE?
JNE SCAN4A
DEC R1
LI R2,2000
MOVB R2,*R1
JMP SCAN2

SCAN5
CI R0,20400 * IS IT AN INSERT
JNE SCAN9
SETO 2INSFLG
JMP NEXT

SCAN9
CI R0,20800 * IS IT AN UP ARROW?
JNE SCAN9A

MOV 2CURP1,R1
S 2LINE,R1
MOV R1,R1
JGT SCAN9A
CLR R1

SCAN9A MOVB R1,2CURP1
B 2NEXT

SCAN9A
CI R0,20A00 * IS IT A DOWN ARROW?
JNE SCAN6

MOV 2CURP1,R1
A 2LINE,R1
MOV 2LENGTH,R2
DEC R2
C R1,R2
JLT SCAN9AA
MOV R2,R1

SCAN9AA MOVB R1,2CURP1
B 2NEXT

SCAN6
CI R0,20700 * IS IT AN ERASE WHOLE LINE?
JNE BREAK
CLR 2INSFLG
CLR 2CURP1
LI R0,BUFFER
LI R1,2000
SCAN6A MOVB R1,*R0+
CI R0,BUFFER+256
JNE SCAN6A
JMP SCAN2

BREAK CI R0,20200 * IS IT A BREAK (FCTN-4)
JNE VAL
MOVB 2B345,R0 * GET XB SYSTEM FLAGS
ANDI R0,24000 * ISOLATE "ON BREAK" BIT -> THANKS CRAIG MILLER
JNE BREAK1 * BIT IS RESET, ON ERROR NEXT
B 2EXIT0 * WE HAVE A BREAK, GET OUT FAST
BREAK1 B 2SCAN * ON BREAK NEXT, IGNORE IT AND GO ON.

VAL
MOV 2VALID-2,R2
JEQ SCAN7
DEC R2
LI R1,VALID
VAL1 CB 2VALID(R2),R0
JEQ SCAN7
DEC R2

```

(Please turn to Page 16)

ATTENTION TI 99/4A OWNERS

NEW EXPANSION CARD FROM CORCOMP THE 512K MEMORY PLUS!

512K CARD FOR THE TI P-BOX  
 W/256K FACTORY INSTALLED & CERTIFIED..... \$164.95  
 W/512K FACTORY INSTALLED & CERTIFIED..... \$229.95

ALSO...  
 FOR THOSE OF YOU WITHOUT TI EXPANSION BOXES.  
 THE 512K MEMORY PLUS STAND ALONE UNIT.

512K STAND ALONE FOR THE CORCOMP'S 9900 SYSTEM  
 W/256K FACTORY INSTALLED & CERTIFIED.....\$239.95  
 W/512K FACTORY INSTALLED & CERTIFIED.....\$259.95

CORCOMP:

CORCOMP RS232 INTERFACE..... \$ 79.95  
 CORCOMP DISK CONTROLLER CARD..... \$147.50  
 CORCOMP 32K MEMORY CARD..... \$ 99.95  
 CORCOMP TRIPLE TECH P-BOX CARD..... \$107.95  
 CORCOMP 9900 COMPLETE EXPANSION SYSTEM (INCLUDES  
 32K MEMORY, DS/DD CONTROLLER CARD, RS232).. \$285.95  
 CORCOMP STAND ALONE RS232 INTERFACE..... \$ 99.95

DRIVES:

TEAC 55B DS/DD HALF HEIGHT ..... \$109.95  
 FUJITSU DS/DD HALF HEIGHT ..... \$ 89.95  
 DRIVE ENCLOSURE WILL HOUSE TWO DRIVES..... \$ 59.95  
 CABLE KIT FOR DUAL DRIVES..... \$ 24.00

PRINTERS:

PANASONIC KX-1080..... \$229.00  
 PANASONIC KX-1091..... \$269.00  
 STAR NX-10 ..... \$259.95  
 CITIZEN 120D..... \$195.00  
 WRITEHAND 1200L..... \$249.95  
 HITACHI CM1406C COLOR MONITOR..... \$179.95  
 SAKATA SC-100 COLOR MONITOR..... \$149.95  
 SMARTEAM 300/1200 MODEM AA/AD ..... \$199.95

SOFTWARE:

PLATO INTERPERTER MODULE..... \$ 45.00  
 WE HAVE A FULL LINE OF TI SOFTWARE AND HARDWARE.  
 WE CARRY IN STOCK OVER 500 ITEMS FOR THE TI 99/4A

MONTHLY SPECIALS

DISK SPECIAL:

3M W/FLIP & FILE \$12.95  
 NASHA BOX OF 20 \$19.95  
 MIXED COLORS 24 \$20.40  
 \*\*\*\*\*

PRINTER RIBBONS:

WE HAVE RED, GREEN,  
 BLUE, BROWN, ETC. FOR  
 MOST PRINTERS.  
 CALL FOR PRICES.....

256K CHIPS..\$3.50 EA.  
 64K CHIPS..\$1.50 EA.  
 \*\*\*\*\*

PRINTER CABLES.....  
 MODEM CABLES.....  
 MONITOR CABLES.....  
 DRIVE CABLES.....

\*\*\*\*\*

TI-WRITER-MULTI-PLAN  
 LOGO 2.....\$27.95 EA,  
 \*\*\*\*\*

NAVARONE D-BASE.\$39.95

TI-ARTIST..... \$17.95  
 TI-COMPANION... \$17.95  
 \*\*\*\*\*

CORCOMP/X-10 COMPUTER  
 HOME SECURITY SYSTEM.  
 INTERFACE/CABLE/MODULE  
 SOFTWARE COMPLETE  
 \$74.95

\*\*\*\*\*

**BITS & CHIPS**

IS THE LARGEST SUPPLIER  
 FOR HARDWARE & SOFTWARE  
 IN THE PACIFIC NORTH-  
 WEST. CALL US FOR ALL  
 YOUR TI COMPUTER NEEDS.

VISA  
 MASTERCARD  
 WELCOME

**BITS & CHIPS**  
 23637 HWY 99  
 EDMONDS WA 98020  
 206-775-7390

WE SHIP TO ALL  
 50 STATES

\*\*\*\*\*  
 TERMS: ADD SHIPPING AND HANDLING. ADD 3% FOR CREDIT CARD ORDERS. PRICES  
 AND AVAILABILITY SUBJECT TO CHANGE WITHOUT NOTICE. WE RESERVE THE RIGHT TO  
 LIMIT QUANTITIES.

## SCREEN I/O

(Continued from Page 14)

```

CI R2,-1
JNE VAL1
JMP NEXT

SCAN7
MOV @INSFLG,@INSFLG * IS INSERT ON??
JEQ SCAN8 * IF NOT ON, THEN GO ON

MOV @LENGTH,R3
DEC R3
C @CURP1,R3 * ARE WE AT THE END OF THE STRING?
JEQ SCAN8 * IF SO, DON'T INSERT A CHAR.
LI R3,BUFFER
A @LENGTH,R3 * MOVE TO R1
MOV R3,R1
DECT R3 * FROM R3
DEC R1 * CORRECTION, AGAIN
LI R2,BUFFER
A @CURP1,R2 * GET ADDRESS TO STOP MOVING AT
SCAN7A MOVB *R3,*R1 * MOVE THE BYTE
DEC R3
DEC R1
C R1,R2
JNE SCAN7A

SCAN8
MOV @CURP1,R1 * GET CURRENT STRING POSITION
MOVB R0,@BUFFER(R1) * PUT CHARACTER INTO STRING
MOV @LENGTH,R2
DEC R2
C @CURP1,R2 * ARE WE AT END OF STRING
JEQ SCAN2 * IF SO, DON'T INCREMENT POSITION
INC @CURP1 * INCREMENT COUNT

SCAN2
NEXT
NEXT1
BL @SHOW

MOV @TIMER,@TIMER * HAVE WE TIMED OUT
JNE NEXTEX * IF NOT, GO ON
MOV @CURTIM,@TIMER * RESET TIMER
MOV @CURON,@CURON * IS CURSOR ON?
JEQ NEXT2 * IF NOT, TURN ON
CLR @CURON * TURN CURSOR OFF
MOV @CURP2,R0 * GET CURSOR POSITION
MOVB @CURLND,R1 * GET CHARACTER UNDER CURSOR
A @SBA,R0 * ADD IN SCREEN OFFSET
BLWP @VSBW * PUT IT UP
S @SBA,R0 * TAKE OUT OFFSET
JMP NEXTEX * GET OUT

NEXT2
SETO @CURON
MOV @CURP2,R0
LI R1,>7E00
A @SBA,R0 * ADD IN OFFSET
BLWP @VSBW
S @SBA,R0 * TAKE OUT OFFSET

NEXTEX B @SCAN

EXIT
LI R0,BUFFER+255
LI R1,255
LI R2,>2000

EXIT1
CB R2,*R0 * IS IT A SPACE
JNE EXIT2 * IF NOT, WE'RE DONE
DEC R0 * OTHERWISE, DECREMENT POSITION
DEC R1 * AND COUNT
JLT EXIT2 * IF LENGTH IS 0, THEN NULL STRING.
JMP EXIT1

EXIT2
INC R1 * CORRECTION . . AS USUAL
MOV R1,@LENGTH * PUT LENGTH IN THE RIGHT PLACE
CLR R0
LI R1,5
LI R2,LENGTH+1
BLWP @STRASB

EXIT0
MOV @CURP2,R0
MOVB @CURLND,R1 * KILL CURSOR
A @SBA,R0 * ADD IN SCREEN OFFSET
BLWP @VSBW

MOV @INTSAV,@B3C4 * RESTORE INTERRUPTS TO WHERE THEY WERE
LWPI @PLWS * RELOAD REGISTERS FOR XB RETURN
B @006A * RETURN TO XB

SHOWRT BSS 2

SHOW
MOV R11,@SHOWRT
MOV @FIRST,R0 * GET WRITE ADDRESS
CLR R2 * RESET COUNTER

SHOW0
MOV R0,R5
CLR R4 * PREPARE FOR THE DIVISION
DIV @WIDTH,R4 * PUT REMAINDER IN R5

INC R5 * ANOTHER OFFSET CORRECTION?
C R5,@LEFT * ARE WE IN LEFT MARGIN?
JLT SHOW1 * IF SO, CORRECT

C R5,@RIGHT * ARE WE IN RIGHT MARGIN?
JGT SHOW1 * IF SO, CORRECT

JMP SHOW2 * GO ON, NO MARGIN PROBLEMS

SHOW1
INC R0 * ADD ONE TO SCREEN ADDRESS AND TRY AGAIN
JMP SHOW0

SHOW2
MOVB @BUFFER(R2),R1 * GET NEXT BYTE TO WRITE
LIMI 2
LIMI 0
AI R1,>6000 * PUT IN BASIC OFFSET
LI R9,JIFFY
C @B3C4,R9 * ARE INTERRUPTS ENABLED?
JNE SHOW3 * IF NOT, WE ARE IN DSPLY, NOT ACCEPT
C R2,@CURP1 * ARE WE WHERE THE CURSOR IS?
JNE SHOW3
MOV R1,@CURLND * SAVE CHARACTER UNDER CURSOR
MOV R0,@CURP2 * SAVE CURSOR POSITION
LI R1,>7E00 * CURSOR CHARACTER
SHOW3 A @SBA,R0 * ADD IN OFFSET
BLWP @VSBW * PUT IT UP
S @SBA,R0 * TAKE OUT OFFSET

INC R0
INC R2
C R2,@LENGTH * ARE WE DONE YET?
JNE SHOW0 * IF NOT, KEEP ON GOING

SHOWEX
MOV @SHOWRT,R11
RT

*****

JIFRT BSS 2

JIFFY
MOV @TIMER,@TIMER
JEQ JIFFY1 * THANKS TO PAUL CHARLTON FOR THIS METHOD OF
DEC @TIMER * TIMING THINGS.

JIFFY1
MOV @INTSAV,R12 * GET THE ADDRESS OF THE OLD INTERRUPT ROUTINE
JEQ JIFFYX * IF THERE, IT IS ZERO, IF NOT, SKIP AHEAD
MOV R11,@JIFRT * SAVE RETURN ADDRESS, IN CASE
BL *R12 * EXECUTE TO OTHER INTERRUPT ROUTINE
MOV @JIFRT,R11 * RESTORE RETURN ADDRESS

JIFFYX RT

*****

CALC
MOV R11,R10 * SAVE RETURN ADDRESS

LI R1,1
BL @GETNUM
DEC R1
MOV R1,R5 * GET THE X COORDINATE
MPY @WIDTH,R5 * CALCULATE ROW DISPLACEMENT IN R6

LI R1,2
BL @GETNUM
A R1,R6 * GET ROW OFFSET AND ADD TO R6
DEC R6
MOV R6,@CURP2
MOV R6,@FIRST

B *R10 * RETURN THROUGH R10

*****

```

(Please turn to Page 18)



# OUR BEST MONITOR VALUE EVER!

**BLACK  
MATRIX TUBE  
FOR BRILLIANT  
COLOR**

**\$149.95**

**PERFECT  
FOR  
VCR's  
TOO!**

**Specifications:**



**Picture Tube:**  
14" diagonal

**Inputs:**  
Composite video (RCA plug)  
Audio (RCA plug)

**Resolution:**  
330 lines horizontal  
320 lines vertical

**Scanning Frequency:**  
15.75 KHz Horizontal  
60 Hz Vertical

**Dimensions:**  
13.3" W x 13.1" H x 16.3" D



**Convenient  
Front Panel  
Houses  
Controls**

**Rear Panel**



Even turned off, this monitor looked different . . . its black matrix picture tube appeared much darker than the other monitors we compared it to, and its sleek contemporary design and convenient front-panel controls made it stand out from the pack.

When we turned it on, though, we were *really* impressed. The color was outstanding across the entire spectrum: rich blacks, vivid colors, and brilliant whites. The difference is the black matrix tube: a standard picture tube (turned off) looks gray, and will never get any darker, even when turned on! Our monitor, though, yields colors that are truly remarkable — even some of the "hard to read" color combinations were unusually clear.

Everything about this monitor is top notch. The built in audio speaker provides the best sound we've heard in a monitor of this size. Controls for volume, brightness, contrast, color, tint and sharpness are concealed behind a side panel door on the front of the monitor along with an on/off switch and "power on" indicator light. To top it all off, the warranty is unmatched . . . one year on parts and labor, two years on the picture tube!

And we couldn't be more pleased with the price. Can you imagine all this quality and value for only \$149.95? This is the best value we've ever offered on a monitor and supply is limited, so order today and start enjoying the best in a color display.

This outstanding monitor is made by Samsung, a leading producer of high quality consumer electronics products.

- 40728 14" Composite Color Monitor . . . . . \$149.95
- 37424 Monitor Cable (required). Works with TI 99/4A, C64, C128 (in composite mode), and many others. . . . \$7.95

AVAILABLE FROM  
YOUR FRIENDS AT



*We gladly accept  
mail orders!*

P.O. Box 6578  
South Bend, IN 46660

**Questions? Call  
219/259-7051**

SHIPPING CHARGES	
ORDER AMOUNT	CHARGE
less than \$20.00	\$3.75
\$20.00-\$39.99	4.75
\$40.00-\$74.99	5.75
\$75.00-\$149.99	6.75
\$150.00-\$299.99	7.75
\$300 & up	8.75



**NO EXTRA FEE FOR CHARGES**



*We verify charge card addresses.*

**ORDER TOLL FREE  
1-800-348-2778**

# JOY PAINT

(C) Copyright 1986

(See review in this issue.)



These graphics and hundreds more are included!



Paint and fill using 26 patterns or make your own! Print hard copy to Epson Compatible or Axiom. (Soon Prowriter too.)

**39<sup>95</sup>** Postpaid

Personal check or money order accepted. Orders shipped via 1st class U.S. mail.

## GREAT LAKES SOFTWARE

804 E. Grand River Ave.  
Howell, MI. 48843

THIS ADVERTISEMENT WAS CREATED USING JOY PAINT 99!

## SCREEN I/O

(Continued from Page 16)

```

GETNUM
  CLR R0
  BLWP 2NUMREF      * R1 CONTAINS ELEMENT NUMBER IN LINK
  BLWP 2XMLLNK     * LIST TO GET NUMBER FROM
  DATA CFI
  MOV 2FAC,R1      * VALUE IS RETURNED IN R1
  RT
    
```

\*\*\*\*\*

```

DSPLY
  LWPI MYREGS

  BL 2CALC

  LI R0,>00FF      MAXIMUM OF 255 CHARACTERS
  MOV R0,2LENGTH
  CLR R0
  LI R1,3
  LI R2,BUFFER-1
  BLWP 2STRREF
  MOV 2LENGTH+1,R0
  JEQ DSPLYX
    
```

```

  BL 2SHOW
    
```

```

DSPLYX LWPI 2PLWS      RETURN TO X8
        B 2)006A
    
```

\*\*\*\*\*

\* CALL LINK("INIT",LEFT\_MARGIN,RIGHT\_MARGIN,WIDTH)  
 \* WHERE WIDTH INDICATES 40 OR 32 COLUMN MODE  
 \* OTHER VALUES WILL GIVE INTERESTING  
 \* RESULTS: SEE BARRY TRAVER'S GT #3!  
 \* NOTE THAT NO RANGE CHECKING IS DONE.

```

INIT
  LWPI MYREGS

  MOV 2)8312,R9      * GET NUMBER OF PARAMETERS IN LINK
  SRL R9,8           * IN WORD IN R9
  * THANK YOU TO DANNY MICHAEL'S MARVELOUS SCREEN DUMP

  LI R1,1
  BL 2GETNUM
  MOV R1,2MLLEFT     * GET LEFT MARGIN

  LI R1,2
  BL 2GETNUM
  MOV R1,2MRRIGHT    * GET RIGHT MARGIN

  CI R9,2            * DO WE HAVE 2 PARAMETERS ONLY?
  JEQ INIT2         * IF ONLY 2, THEN SKIP TO THE END.

  MOV 2WIDTH,2OLDWID * SAVE THE CURRENT WIDTH
  MOV 2SBA,2OLDSBA   * SAVE CURRENT SBA

  LI R1,3
  BL 2GETNUM
  MOV R1,2WIDTH      * GET SCREEN WIDTH (32 OR 40,USUALLY....)

  MOV R1,R4          * GET CURRENT WIDTH
  C R4,2MODE         * IS WIDTH SAME AS MODE?
  JEQ INIT1         * IF SO, SKIP AHEAD
  CI R4,32           * IS WIDTH 32?
  JEQ INIT32        * SET WIDTH
  CI R4,40           * IS WIDTH 40?
  JEQ INIT40
  JMP INIT1

INIT32 LI R0,>01E0      * SET TO 32 COLUMNS
        BLWP 2WTR      * WRITE TO VDP REGISTER 1
        SWPB R0        * GET DATA IN HIGH BYTE OF R0
        MOV 2)83D4     * MOVE DATA FOR KSCAN
        MOV R4,2MODE   * SET CURRENT MODE
        LI R0,768      * RESTORING DATA AFTER SCREEN
        LI R1,VDPBUF   * ADDRESS OF WHERE DATA IS.
        LI R2,256      * MOVE 256 BYTES
        BLWP 2MBW      * RESTORE THE BYTES
        JMP INIT1

INIT40 LI R0,>01F0      * SET TO 40 COLUMNS
    
```

(Please turn to Page 20)

# MegaRam<sup>™</sup>

## from ATRONIC

The only full megabyte (1024k) RAM memory expansion for the 99/4A has now been introduced in North America. This new stand-alone unit attaches to the I/O connector to add the standard 32k PLUS 992k of extra memory. The innovative "SUPERVISOR" program monitors memory use, RAMDISK functions and bank-switching for application programs. MegaRam works with XB or E/A languages and other TI modules which require 32k. Compatible with virtually all TI programs. MegaRam does not come as an Expansion Box card due to

MULTIFUNCTION CARDS: Another first in the TI 99/4A community. DS/DD Disk Drive Controller with 32k memory on board. Controls up to four drives. Based on TI specifications. Frees up an extra slot at lower cost compared to separate Cards. Fully compatible with all tested software. Price: \$265.95 (US funds).

RS-232 with 32k memory on board. Two serial ports and one parallel port. Works like TI's RS-232 card except that the parallel port is not bi-directional. Gives you more room in your PE box. Price: \$175.95 (US).

the direct address line access needed. Price: \$575.95 (US) for twice the memory in this astounding product! Requires console, drive, XB or E/A.



Designed for the CorComp Clock Peripheral—Triple Tech Card or Stand-alone models. This utility package provides more functions for use in your Extended Basic programs. Direct access to the clock ROM at assembly speed gives you these features: three independent timers to set and read; alarm function; two interrupt routines to display time and date on screen with CTRL T—continuously or on your

command; all time and date displays are in 12 or 24 hour format using TEXT. This program also allows the week, date and time to be set independently rather than all together.

Program disk is not copy protected to allow you full use in your Extended Basic programs. Package includes disk and instructions. Only \$17.95 plus \$2 shipping (US funds).

## BASIC V1.1 Compiler

New Basic Compiler that is finally easy to use! Supports virtually all Basic and Extended Basic commands in

existing programs. Simply load and compile programs from a menu driven directory on your screen. No extensive re-writing, variable declarations or conversions are required. Compiler produces code-list in one pass containing all variable addresses and jump list. Package includes Extended Basic Loader, Floating Point Loader, Integer Loader, Disk Menu program and DSR program for the Compiler support. This Compiler cannot unravel DEF statements and stops on the END statement—no SUB's allowed. TRACE, BREAK, ON ERROR, CALL LOAD and CALL LINK may produce execution errors. Requires 32k, disk. Price: \$20.00 plus \$2 shipping (US funds).

## XBII plus

As reviewed in Micropendium October 1985. This command module gives you all the features of Extended Basic PLUS 40 new commands.

Totally compatible with TI's XB, this enhanced version gives your programs more power to access your 99/4A. Commands such as MLOAD, MSAVE, VPEEK, VPOKE, GPEEK are superior to most other Basic environments. Various demo programs and new applications using high resolution graphics make this module a "must" for Extended Basic users. Comes complete with a 95 page manual. Requires console and 32k. \$75.00 (US) plus \$2 shipping.

## ENHANCED GPL Assembler v2.1

NOW with high memory loader package

This package includes the GPL Assembler disk, printed documentation, GPL tips and hints, update support service and commented GROM/ROM listings (with the book "INTERN"). An example for a command module type GPL program is included with source, object and list files on disk.

Requires: 32k memory, disk drive(s), TI Editor Assembler package. Printer/RS-232 recommended.

Price: \$59.95 Package w/ INTERN \$75.00 (US)  
Add \$3 S & I.

All trademarks are assigned to respective owners.

# GRAM 128k CARD

## from Mechatronic

### Features:

- > 128k RAM/GRAM memory • 64k RAM and 64k GRAM
- > Expandable to 512k • Two = 1 megabyte RAM
- > Load and run assembly programs
- > Load and run GPL programs
- > Save GROM modules and programs to disk
- > Save ROM programs to disk
- > Load and run ROM/GROM programs
- > Use "Load" files for custom system operation from main menu screen
- > Add an extra 13k to Basic programs
- > Menu access up to 8 choices (modules, etc.) from main screen
- > Load console GROMS 0-2 into the GRAM card, modify the 99/4A console operating system for new features!
- > All software is on card. No disk required.
- > Review module library from main menu
- > Hex monitor allows you to change CPU, VDP and GROM memory directly from keyboard input
- > Change CRU address base via switches

# \$249<sup>50</sup>

US FUNDS

with the GPL  
Package: \$310

## Ryte Data.....

MILLENNIUM COMPUTERS

TELEPHONE: (705) 457-2774

210 MOUNTAIN STREET,  
HALIBURTON, ONTARIO K0M 1S0

TELEX 06-986766 TOR. ATTN: RYTE DATA



## SCREEN I/O

(Continued from Page 18)

```

BLWP 2WTR      * WRITE TO REGISTER 1
SWPB R0        * GET DATA IN HIGH BYTE OF R0
MOVB R0,2>83D4 * MOVE DATA FOR KSCAN
MOV R4,2MODE   * UPDATE CURRENT MODE
LI R0,768      * SAVING DATA AFTER SCREEN
LI R1,VDPBUF   * ADDRESS OF WHERE DATA IS.
LI R2,256      * MOVE 256 BYTES
BLWP 2MBR      * SAVE THE BYTES

INIT1 CI R9,4   * DID WE GET 4 PARAMETERS?
      JNE INIT2 * IF NOT, THEN NOT TOUCHING SBA, SO SKIP AHEAD

      LI R1,4
      BL 2GETNUM * GET THE NUMBER
      CI R1,1
      JNE SLOC1  * IF NOT, SKIP AHEAD

      LI R0,>0200 * SCREEN IMAGE TABLE AT >00=>400
      BLWP 2WTR  * WRITE TO VDP REGISTER 2
      CLR 2SBA   * RESET Screen Base Address
      JMP INIT2  * RETURN

SLOC1 LI R0,>020E * SCREEN IMAGE TABLE AT >DE=>400=>3800
      BLWP 2WTR  * WRITE TO VDP REGISTER 2
      LI R0,>3800
      MOV R0,2SBA * RESET Screen Base Address

INIT2 MOV 2MLEFT,R1
      MOV 2MRIGHT,R2
      S R1,R2
      INC R2
      MOV R2,2LINE * CALCULATE THE NUMBER OF CHARS PER LINE

      LWPI 2PLWS
      B 2>006A * RETURN TO XB

*****
* CALL LINK("CLS")
* CLEARS THE SCREEN IN EITHER 40 OR 32 COLUMN MODE
CLS
  LWPI MYREGS

  LI R2,32*24 * NUMBER OF CHARACTERS ON A 32 COLUMN SCREEN
  LI R1,40 * PREPARE TO CHECK FOR 40
  C R1,2WIDTH * IS WIDTH 40?
  JNE CLS1 * IF NOT, SKIP AHEAD
  LI R2,40*24 * IF SO, LOAD R2 WITH CHARS FOR A 40 COLUMN SCREEN

  ANDI R0,>00FF * MAKE SURE WE AREN'T RUNNING OVER . . . CRASH CITY!
  AI R0,>0700 * AND WE NEED TO WRITE TO REGISTER 7
  BLWP 2WTR * WRITE TO REGISTER

  LWPI 2PLWS
  B 2>006A * RETURN TO XB

END

CLS1 LI R4,>4000 * DATA FOR SDC BELOW
      CLR R0 * ADDRESS TO WRITE IN VDP MEMORY
      A 2SBA,R0 * GET IN THE OFFSET
      SWPB R0 * SWAP THE BYTES, WRITE LOW BYTE FIRST
      MOVB R0,2VDPWA * SEND MSB BYTE TO ADDRESS
      SWPB R0 * GET THE HIGH BYTE TO WRITE
      SOC R4,R0 * SET BIT
      MOVB R0,2VDPWA * WRITE OTHER BYTE OF ADDRESS TO VDP

      LI R0,>8000 * BASIC SPACE CHARACTER 32->60 IN MSB
      MOVB R0,2VDPWD * WRITE A BYTE TO VDP
      DEC R2 * DECREMENT COUNTER
      JNE CLS2 * IF NOT ZERO, KEEP GOING

      LWPI 2PLWS
      B 2>006A * RETURN TO XB

*****
* CALL LINK("SCREEN",FC,BC)
* SETS SCREEN COLOR TO BC AND IN TEXT MODE
* SETS CHARACTERS TO FC, BOTH PARAMETERS MUST
* ALWAYS BE PRESENT
SCREEN
  LWPI MYREGS

  LI R1,2
  BL 2GETNUM
  MOV R1,R3 * GET BACKGROUND COLOR
  DEC R3

  LI R1,1
  BL 2GETNUM
  MOV R1,R0 * GET FOREGROUND COLOR
  DEC R0

  SLA R0,4 * MOVE FOREGROUND OVER SO WE CAN MASK.
  SOC R5,R0 * MASK THE TWO TOGETHER IN R0
  ANDI R0,>00FF * MAKE SURE WE AREN'T RUNNING OVER . . . CRASH CITY!
  AI R0,>0700 * AND WE NEED TO WRITE TO REGISTER 7
  BLWP 2WTR * WRITE TO REGISTER

  LWPI 2PLWS
  B 2>006A * RETURN TO XB

END

```

## ACCEPT AT—

(Continued from Page 12)

follows:

```
CALL LINK("INIT",LMAR,RMAR[,MODE[,SCRLOC]])
```

LMAR is the left most column to be used and RMAR is the right most column to be used. MODE should be either 32 or 40 depending on whether you want text or graphics mode. If you leave out the MODE parameter, it will retain its current value. If you use text mode, make sure that you reset to graphics mode before your program ends or the computer will crash in certain cases.

There is an optional fourth parameter, SCRLOC, which can be used to prevent problems when running 40 columns in a program. Usually the

40-column screen buffer will interfere with several commands, including SUB, CHR\$, ON ERROR, PRINT and RND. In these cases, it can be overcome by setting 1 for a normal screen and 2 for a 40-character screen as the fourth parameter. Before running your program, you should type CALL FILES(6) and NEW when using the SCRLOC parameter. What this does is move the screen buffer from where it normally resides into one of the disk buffers. Thus more disk buffers are allocated with the CALL FILES statement. With this option in place Extended BASIC will behave normally except that all screen access must be handled with this package. Note that if you use SCRLOC as 2 for

all your 40-column screen access your program will not crash the computer on an error or CTRL-4, which is the case with SCRLOC as 1. Mark Hoogendoorn, creator of the 99BBS system, found this solution to the 40-column problem. The technique has been tested with TI and CorComp and late model Myarc disk controllers and causes no problems. If you have problems with a Myarc controller, consider upgrading to the latest EPROM from Myarc.

If you are not sure whether to use the SCRLOC parameter and CALL FILES(6), try running without it at first. If you have problems with some

(Please turn to Page 22)



ANNOUNCING MYARC'S 640K RAM

**GENEVE** *t.m.*

**MODEL 9640 FAMILY COMPUTER**

This unit is without a doubt the most sophisticated machine ever offered in the family and small business area to date. With over a year of design and development, including input from more than one hundred users, this machine has surpassed even our own expectations. Take a moment to review some of the many features that place this computer in a class of its own.

- **99/4(A) COMPATIBLE  
RUNS OVER 100 EXISTING  
TI CARTRIDGE PROGRAMS**
- **TI-WRITER NOW A FULL  
80 COLUMNS**

- **99/4(A) COMPATIBLE  
RUNS OVER 95% OF ALL  
ASSEMBLY LANGUAGE  
PROGRAMS & UTILITIES**

- **MULTIPLAN ALSO 80 COLUMNS**

**LARGER**

Standard 640K RAM  
2 MEGAGYTES Addressable RAM  
MYARC Memory Card Compatible  
With MYARC 512K Card,  
Supplies 1.1 MEGABYTES RAM

**IBM TYPE KEYBOARD** Included

**FASTER**

At Least 2 - 3 Times

**PHONE TYPE CABLE**

Replaces Old Hex Bus Cable

**MOUSE SUPPORT**

\*\*\*\*\*

- Separated Function Keys
- Incredible Graphics Capabilities
- Basic 3.0
- Composite Video Output
- RGB Output
- 128K VDP RAM Memory
- 40 Column Display
- 80 Column Display
- Mouse Output Port
- Joystick Port
- Sound Compatible & Expandable
- Speech Included
- Compatible with Existing Peripheral Cards\*
  - Disk Controllers\* (MYARC, TI, Corcomp)
  - RS232 Cards\* (MYARC, TI, Corcomp)
  - MYARC Memory Expansion Cards Add Directly to RAM (modification required)
- True Hardware Utilities
  - Sprites, Fills, Lines, Data Moves
- TI 9995 Processor Chip - 12 MHz
  - 256 Bytes ULTRA High Speed on Chip RAM
  - Pre-fetch on Instructions
  - Post-store on Instructions
- More RAM Memory than any machine in its price class

*For further information, contact your nearest dealer.*

*If unknown, contact MYARC (201) 766-1700 for dealer information.*

# ACCEPT AT—

(Continued from Page 20)

Extended BASIC commands, try adding the fourth parameter first, with 1 and 2 corresponding to modes of 32 and 40. If you have disk file access, execute CALL FILES(6) and then NEW before running.

## ACCEPT

The ACCEPT at routine is called as follows:

CALL LINK("ACCEPT",X,Y,L,V\$,R\$)

X and Y are the screen coordinates for the ACCEPT AT. L is the maximum length of the string to accept and may be as large as 255 characters. V\$ is the validate string and may be up to 127 characters long. If it is a null string (""), no checking is done. R\$ is the result of the ACCEPT. R\$ is also the default value for input. R\$ must be a string variable, not an actual string in quotes in the ACCEPT statement. To specify a default of "DSK1.FROG",

set R\$ = "DSK1.FROG" before executing the CALL LINK. Note that the returned string will be stripped of all trailing spaces.

After calling ACCEPT, the left and right arrow keys, insert, delete, erase all, and enter keys behave as usual. The up and down arrow keys move you up and down in the input field rather than terminating the input. The only way to terminate input is with the ENTER key.

Note that with a string length of over 200 characters the ACCEPT becomes a bit slow in response to key presses especially with a long validate string.

## DSPLY

To put text on the screen using the environment defined using the INIT routine, use the DSPLY routine. It is called by:

CALL LINK("DSPLY",X,Y,S\$) where X and Y are the coordinates to

put the string at and S\$ is the string to be displayed.

Note that no range checking is done on INIT/ACCEPT/DSPLY so make sure that your coordinate settings are valid. Otherwise you could end up crashing the assembly code, writing out color and character tables or who knows what!

## CLS

Because Extended BASIC's CALL CLEAR statement does not clear a 40-column screen, a similar routine has been provided which will work with a 32- or 40-column screen. It is called as follows:

CALL LINK("CLS")

## SCREEN

When you switch to text mode, nothing will appear on the screen, because Extended BASIC does not support text mode. A special routine has been provided to allow you to set

(Please turn to Page 24)



# GENEVE™

Model 9640 Family Computer  
September Delivery! Lowest Price Around!  
Call Now for Pre Ordering and Prices!

Other Fine Myarc Products:

Disk Control Card \$149"

Model DDCC-1


Memory Expansion	} 128K-\$149"	
MEXX P-1 Model No.		256K-\$179"
		512K-\$239"

Level IV Extended BASIC \$64"

TI-Writer \$24"

Multiplan \$24"

Logo II \$24"



TI Joysticks  
Dual

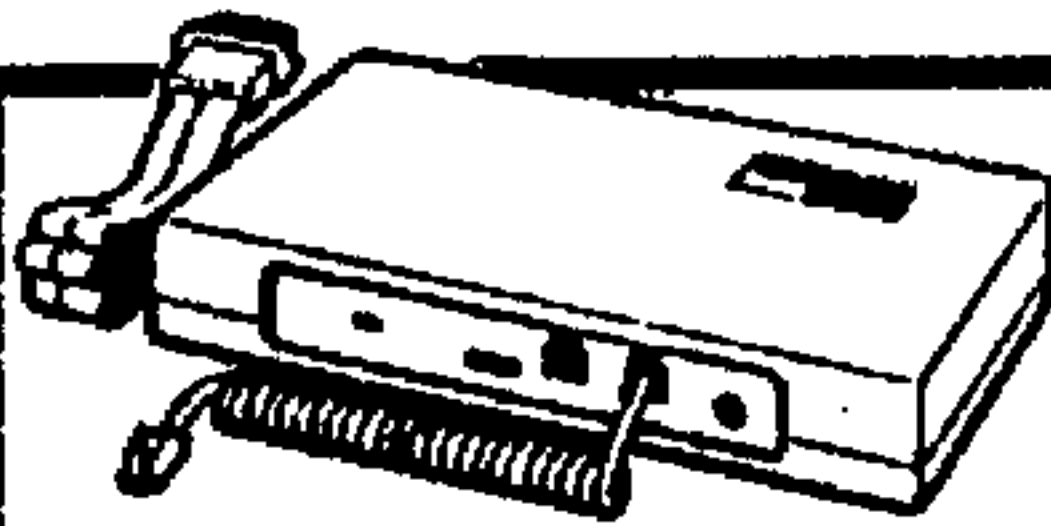
Many More Fine  
TI Items at Low,  
Low Prices

Over 9 Years  
As a TI Dealer

Major Credit Cards  
Accepted

458 Pleasant Street  
Brockton, MA 02401  
(617) 559-8935

Limited Quantities on Some Items  
Dealer Inquiries Requested



**The SIGNALMAN MARK III  
TI-99/4A COMPATIBLE  
300 BAUD MODEM**

**\$74.95**  
including shipping & insurance

**ACCESSORIES**  
9V-DC  
Optional  
Power Supply  
\$10.95 p.p.  
For Mark III only

Finally, a low cost, direct connect, high quality and super reliable TI-99/4 and 99/4A compatible modem that comes complete and ready to use—just plug it into a RS232 interface or expansion card. TELL and TEIV + communications software included **FREE**

**SPECIAL:** CompuServe Starter Kit with 5 free hours of connect time. Reg. \$19.95, **ONLY \$10** with any modem on this page when you mention this ad.

**VOLKSMODEM**

The Complete Low-Cost Plug-In Modem.

**\$39.95**

In puts computer-to-computer communications within easy reach of every personal computer owner.

Just plug Volksmodem between any wall phone jack and telephone and put your computer into instant communication with thousands of others. It's that easy. No extra parts or tools are necessary—just one adapter cable and software is all that's needed.

**MONEY SAVING SPECIAL.** Get the Volksmodem (reg. \$59.95), 99/4A modem cable (reg. \$12.95), and Terminal Emulator II (reg. \$9.95) an \$80+ value for **ONLY \$39.95.**

**SPECIAL OFFER**  
Free CompuServe  
Executive Level  
Starter Kit  
(Sign on + 2 free  
premium hours with  
Volks 12)



**VOLKSMODEM 12**

300/1200 Intelligent Modem

**\$199.95**

Hayes Smartmodem Command Structure

- 300/1200 Baud • Bell 103 & 212 A Compatible
- Auto Answer/Auto Dial
- Automatic Speed Mode Selection • Cable Included (18")
- 2-Year Warranty • RS232C Compatible
- Enhanced Noise Immunity

**COMPLETE WITH TI-99/4A CABLE,  
TELL AND TEIV +**

**NEW!**

**A GREAT COMBINATION FOR THE TI-99/4A**

The new CorComp Load/Interrupt Switch  
and "SUPER DUMP" Screen Printout Software  
(by Danny Michael)



By special arrangement with Danny Michael, a talented 99/4A programmer, Tex-Comp is offering a copy of his "Screen Dump" **FREE** with each purchase of the new CorComp Load/Interrupt Switch.



**Complete  
\$19.95**  
postpaid

**Comes Complete with Switch and Software**

Print the screen of a BASIC or Extended BASIC program at the press of a function key. Also print the screen of many modules, including Music Maker, Tax Investment Record Keeping, Personal Real Estate, etc.

No need to worry about not having a serial printer for the older TI modules. This new plug-in Load/Interrupt Switch easily inserts between the console and the speech synthesizer or P-Box. Requires 32K, Disk Drive, Extended BASIC. Works only with Epson, Gemini 10X, Star SG10, TI855, and other dot matrix fully Epson compatible printers. Software dumps at regular size, double size, sideways and can reverse screen.

**NOTE:** A ProWriter version of Super Dump is also available (must specify with order).

 add 3% for credit card orders	 VISA and MASTERCARD HOLDERS CALL DIRECT (818) 366-6631	SEND ORDER AND MAKE CHECKS PAYABLE TO <b>TEXCOMP</b> P.O. BOX 33004 - GRANADA HILLS, CA 91344	 AUTHORIZED DEALER
<b>24 Hour Order Line</b>		<b>NOTE:</b> Payment in full must accompany all orders. Credit Card, Company Check or Money Order for immediate shipment. Personal checks require up to 4 weeks to clear. California orders add 6% sales tax.	
<b>TERMS:</b> All prices F.O.B. Los Angeles. For fastest service use cashiers check or money order. Add 3% shipping and handling (\$3.00 minimum). East of Mississippi 4% (Free shipping on all software orders over \$100.00). Prices and availability subject to change without notice. We reserve the right to limit quantities.		"The Leader of the Pack!"	

**SEND \$2.00 FOR NEW 1986 CATALOG WHICH INCLUDES A \$5.00 SAVINGS CERTIFICATE.**

# ACCEPT AT—

(Continued from Page 22)

the text and background colors, and is called as follows:

CALL LINK("SCREEN",CHAR—CLR,SCREEN—CLR)

I recommend that you use the CLS and SCREEN routines in this package instead of the Extended BASIC equivalents because they keep track of whether you are in text or graphics mode and act accordingly. Thus if, during the development of your program, you decide to switch from one mode to another, much less re-coding of your program will be required.

## DEMONSTRATION PROGRAM

The accompanying program is a modification of an Extended BASIC program by Barry Traver that originally appeared in Issue No. 3 of his Genial TRAVELER Diskazine. It demonstrates use of all the routines in this package, including how to use them to put up text in all directions, and to switch

from one screen display to another quickly. Thanks to Barry for allowing the use of his program in this article.

*The source code, object code, and demonstration program may be downloaded from BCS TI99 BBS No. 2 at (617)335-8475 operating 24 hours a day at 300/1200 baud with TE2 and Xmodem transfers. To obtain the files on disk send \$3 to:*

*Boston Computer Society  
TI99 User Group  
ATTN: J. Peter Hoddie  
One Center Plaza  
Boston, MA 02108*

*This code is Copyright ©1986 by J. Peter Hoddie.*

*Permission for its free use is hereby granted and encouraged, provided that credit be given to the author in any*

*Note: Walt Howe also contributed to this article.*

*program in which it is used, and that it not be used commercially without express permission of the author.*

```
100 ! COPYRIGHT (C) 1986 by
Barry Traver, 835 Green Vall
ey Drive, Philadelphia, PA 1
9128 (phone: 215/483-1379) -
- ALL RIGHTS RESERVED!
110 DISPLAY AT(10,1)ERASE AL
L:"SCREEN PACKAGE DEMO"
120 DISPLAY AT(12,1):"BY BAR
RY TRAVER AND"
130 DISPLAY AT(14,1):" J.
PETER HODDIE"
140 DISPLAY AT(16,1):"MODE (
32 OR 40)? 40" :: ACCEPT AT(
16,18)SIZE(-2):W :: IF W(>)32
AND W(>)40 THEN 140
150 CALL LINK("BEGIN"):: CAL
L LINK("INIT",3,30,W,2):: CA
LL LINK("CLS"):: CALL LINK("
SCREEN",2,8)
```

(Please turn to Page 26)

**TIRED  
OF TYPING  
THE SAME  
COMMAND  
OVER AND  
OVER?**

**PCKEYS Gives You 12  
Commands, Each Available With 1  
Key Press...In Extended Basic  
Run or Immediate Mode**

**Techni-Graphics**  
1058 Perda Lane  
Des Plaines, IL 60016-5724

## PROGRAMMABLE CONTROL KEYS

**CTRL 1-9**  
User redefinable—For  
commands such as Run, List  
etc. Up to 140 characters  
long per key command.  
Available in command mode.

**CTRL 0**  
A graphics screen dump any  
time you want it, whether a  
program is running or not!

**CTRL =**  
Catalog disk—Available  
Anytime—Prints to screen  
and to printer if specified.

**PCKEYS** also allows you to  
change the screen and text  
colors with one command—  
In immediate or run  
modes—great for use with  
monochrome monitors!

**\$22.50**  
Illinois residents add 7% sales tax

For TI 99/4A only, req.  
Extended Basic, 32K disk  
drive and 8 dot addressable,  
8 bit printer for screen dump.  
100% machine language—  
Uses no Extended Basic  
program space.



## SOUTH JERSEY COMPUTERS

P.O. Box 5, National Park, N.J. 08063  
(609) 848-5963

- MILLERS GRAPHICS—GRAM KRACKER.....\$177.00
- UNIVERSALS' 64K PRINTER BUFFER (PARALLEL).....\$92.95
- MYARC OR CORCOMP 86332 CARD.....\$88.95
- STAR MICRONICS LV-1216 PRINTER 120 cps.....\$185.95
- BOSS JOYSTICK(13.25), TI-ADAPTER(7.00), BOTH.....\$19.00
- PARALLEL PRINTER CABLE.....\$22.00
- EXTENDED SOFTWARE'S TYP-WRITER (CASSETTE).....\$23.00
- MICROPAL'S EXT. BASIC + EXT. SOFTWARE'S TYP-WRITER AND NAME-IT (DISK AND CASSETTE).....\$89.95
- DATABOTICS' MINI-WRITER II (CARTRIDGE).....\$38.95
- MICROPAL'S GENEALOGY WORKSHOP (DISK).....\$36.00

6% SALES TAX FOR N. J. RESIDENTS  
ADD \$3.00 POSTAGE AND HANDLING; CANADA \$5.00  
(ORDERS OVER \$100.00 ADD \$5.00; CANADA \$10.00)  
MASTERCARD, VISA AND AMERICAN EXPRESS ACCEPTED  
CREDIT CARD PURCHASE, PLEASE USE THE FORM BELOW OR FACSIMILE

NAME \_\_\_\_\_  
ADDRESS \_\_\_\_\_  
CITY \_\_\_\_\_  
STATE \_\_\_\_\_ ZIP \_\_\_\_\_  
CARD # \_\_\_\_\_  
EXP. DATE \_\_\_\_\_  
SIGNATURE \_\_\_\_\_

.....ALLOW 6 TO 8 WEEKS DELIVERY.....  
ALL ITEMS SUBJECT TO AVAILABILITY  
FREE SURPRISE GIFT FOR ALL ORDERS OVER \$100.00





**Something for everyone  
who didn't buy their TI-99/4A  
so they could wait, and wait,  
and wait...**

## **PRE-SCAN IT!**

Announcing a program for all those people that want fast performance from their Extended BASIC programs - and who doesn't?

What is Pre-Scan It!? Only the most remarkable utility for Extended BASIC users and programmers since the program compactor. Pre-Scan It!, simply enough, rewrites your TI, Myarc, Mechatronics, or Miller's Graphics modified Extended BASIC programs so that they not only execute fast, but nearly instantly!

At last! Now you will never again have to wait through those coffee break long pauses at the beginning of your favorite Extended BASIC programs. Finally, you can now write an Extended BASIC program any way you like, and then run it through Pre-Scan It! to get a program that starts up as fast as all those assembly and Forth programs!

If Pre-Scan It! only did this, it would be remarkable, but Asgard Software never stops at the merely remarkable. Pre-Scan It! will also make your program smaller in ways that only it's author J. Peter Hoddie, a master of Extended BASIC, knows. Pre-Scan It! will save bytes as well as time, and to top it off, it is compatible with all current versions of Extended BASIC, and all to come.

And finally, if all this isn't enough, Pre-Scan It! is available for the totally unbeatable price of only \$10.00! That's right, a single saw-buck will get this fantastic program delivered right to your door as fast as the U.S. Mail can carry it.

Pre-Scan It! requires TI Extended BASIC and a disk drive system. A memory expansion unit is also required for some features, but is optional for most. Now available from official Asgard Software dealers, on CompuServe from TeleData\*Guide (page TDG-4), and on The Source by writing via Source Mail to TI9720.



**Asgard Software**

**P.O. Box 10306**

**Rockville, MD 20850**



©1986 by Asgard Software

**To order or for information call 301-345-2492 (8AM - 8PM)**

# DEMO

(Continued from Page 24)

```

160 C,R=4 :: NUM$="012345678
9"
170 CALL KEY(3,K,S):: CALL C
HAR(97,"000000FFFF0000001818
18181818180000001F1F181818
000000F8F8181818")
180 CALL CHAR(101,"1818181F1
F000000181818F8F8000000")
190 CALL LINK("DSPLY",1,4,"V
ERT/DIAG STRING DEMO")
200 CALL LINK("DSPLY",2,3,"a
aaaaaaaaaaaaaaaaaaaaaaaaaaaa
")
210 CALL LINK("DSPLY",19,3,"
aaaaaaaaaaaaaaaaaaaaaaaaaaaa
")
220 CALL DOWN(2,2,"cbbbbbbbbb
bbbbbbbbe")
230 CALL DOWN(2,31,"dbbbbbbbb
bbbbbbbbbfb")
240 FOR Z=1 TO 4 :: CALL LIN
K("INIT",3,30,32,1):: GOSUB
350 :: CALL LINK("INIT",3,30
,W,2):: GOSUB 350 :: NEXT Z
    
```

```

250 CALL LINK("INIT",3,30,W)
260 CALL LINK("INIT",3,30,W)
270 CALL LINK("DSPLY",20,1,"
STARTING ROW (3-17)?"):: R$=
STR$(R):: CALL LINK("ACCEPT"
,20,23,2,NUM$,R$):: R=VAL(R$
):: IF R<3 OR R>17 THEN 250
280 CALL LINK("DSPLY",21,1,"
STARTING COLUMN (3-30)?")::
C$=STR$(C):: CALL LINK("ACCE
PT",21,26,2,NUM$,C$):: C=VAL
(C$):: IF C<3 OR C>30 THEN 2
80
290 CALL LINK("DSPLY",22,1,"
STRING?"):: CALL LINK("ACCEP
T",22,10,19-R,"",M$)
300 CALL LINK("DSPLY",23,1,"
DIRECTION (D, DL, OR DR)?")
: CALL LINK("DSPLY",24,1,"(D
OWN DOWNLEFT OR DOWNRIGHT)")
:: CALL LINK("ACCEPT",23,28,
2,"DLR",P$)
310 IF P$="D" THEN CALL DOWN
(R,C,M$):: GOTO 250
320 IF P$="DL" AND C-LEN(M$)
>1 THEN CALL DOWNLEFT(R,C,M$
,W):: GOTO 250
330 IF P$="DR" AND C+LEN(M$)
<30 THEN CALL DOWNRIGHT(R,C,
M$,W):: GOTO 250
340 GOTO 300
350 FOR Q1=1 TO 200 :: NEXT
Q1
360 RETURN
370 SUB DOWN(R,C,M$):: CALL
    
```

```

LINK("INIT",C,C):: CALL LINK
("DSPLY",R,C,M$):: SUBEND
380 SUB DOWNLEFT(R,C,M$,W)::
P=W*(R-1)+C :: RN=INT((P-1)
/(W-1))+1 :: CN=P-(RN-1)*39
390 CALL LINK("INIT",CN,CN,W
-1):: CALL LINK("DSPLY",RN,C
N,M$):: SUBEND
400 SUB DOWNRIGHT(R,C,M$,W)::
P=W*(R-1)+C :: RN=INT((P-1)
/(W+1))+1 :: CN=P-(RN-1)*W
410 CALL LINK("INIT",CN,CN,W
+1):: CALL LINK("DSPLY",RN,C
N,M$):: SUBEND
    
```

## TI gives user groups diagnostic software

Texas Instruments was scheduled to send out diagnostic software for the TI99/4A to users group the latter part of July or the first part of August.

According to Pam Holt of TI, the programs, which help users test out their hardware, have been placed in the public domain by TI.

She said that TI was "checking addresses" for users groups before sending out the programs.

She said groups not on TI's list who wish to receive them may do so. Users groups may receive a start-up kit by writing Texas Instruments Inc., Attention Consumer Relations, P.O. Box 53, Lubbock TX 79408.

### —A SPECTRUM OF SOFTWARE— NEW SOFTWARE FOR THE TI-99/4A—ON COLORED DISKS

#### \*\*\* ASSEMBLY LANGUAGE GAMES \*\*\*

**BUBBLE PLANE** \$15.00  
You pilot the Bubble Plane. Your mission is to shoot down enemy planes and destroy their base without getting yourself destroyed.

**BLUE BERT** \$15.00  
You control a magical blueberry, named Blue Bert, while you try to save your fruity friends, but beware of the evil Yuk, Spoiler, and Jailer.

**NEANDRO** \$15.00  
You are a caveman trying to save your daughter and your pet dinosaur while fighting angry prehistoric monsters.

**THE GREAT WHITE NORTH ADVENTURE** \$12.00  
The most exciting adventure ever! Find some priceless items i.e. The Golden Beerbottle and save the world from evil bear brewers. An expert adventure.  
\*Requires Adventure Command Module\*

**TI-NET BBS** \$30.00  
The TI-NET BBS. The fastest and best BBS available for the 4A. Up to 1000 users, up to 99 message bases, and excellent synopsis functions. 2400 bps. optional.

**FANTASY BOARD.** Similar to, but FASTER than, the Apple Praying Grounds BBS. Fight monsters or other users.

**TI-NET BBS required ONLY \$15**  
**REQUIRES HAYES COMPATIBLE MODEM**

The action games require X-Basic, and Memory Expansion. All programs on Disk Only. When ordering BBS, please specify drive configuration.

Send Check or Money Order  
or for more information  
write to:

**GADEGO SOFTWARE**  
3402 93rd  
Lubbock, TX 79423

## IMPORTANT NOTICE

Effective June 4, 1986, Tex-Comp, of Granada Hills, Calif., is no longer an authorized dealer of QUALITY 99 SOFTWARE products.

We will not provide any support or service on products purchased from them after that date.

**QUALITY 99 SOFTWARE**

## CHECKBOOK DATABASE

For ALL Checking Accounts. Control Spending. Keep Accurate Tax Records. Balance Checkbook.

\* MINIMUM KEYSTROKE Data Input.

\* LIST and TOTAL CHECKS:

- For a specified PAYEE NAME
- For a DATE Range (from/to)
- For a CHECK NUMBER Range (from/to)
- If TAX DEDUCTIBLE
- Any Combination of the above

\* LIST and TOTAL Deposits, Interest, and Bank Charges for a DATE Range.

TAPE version requires Mini Memory. Allows 400 Checks and 53 Deposits per year.

DISK version requires X Basic and 32K. Printer optional. 700 Checks and 84 Deposits per year.

Send \$12.95 for TAPE, or \$14.95 for DISK to:

**FINE LINE SOFTWARE**

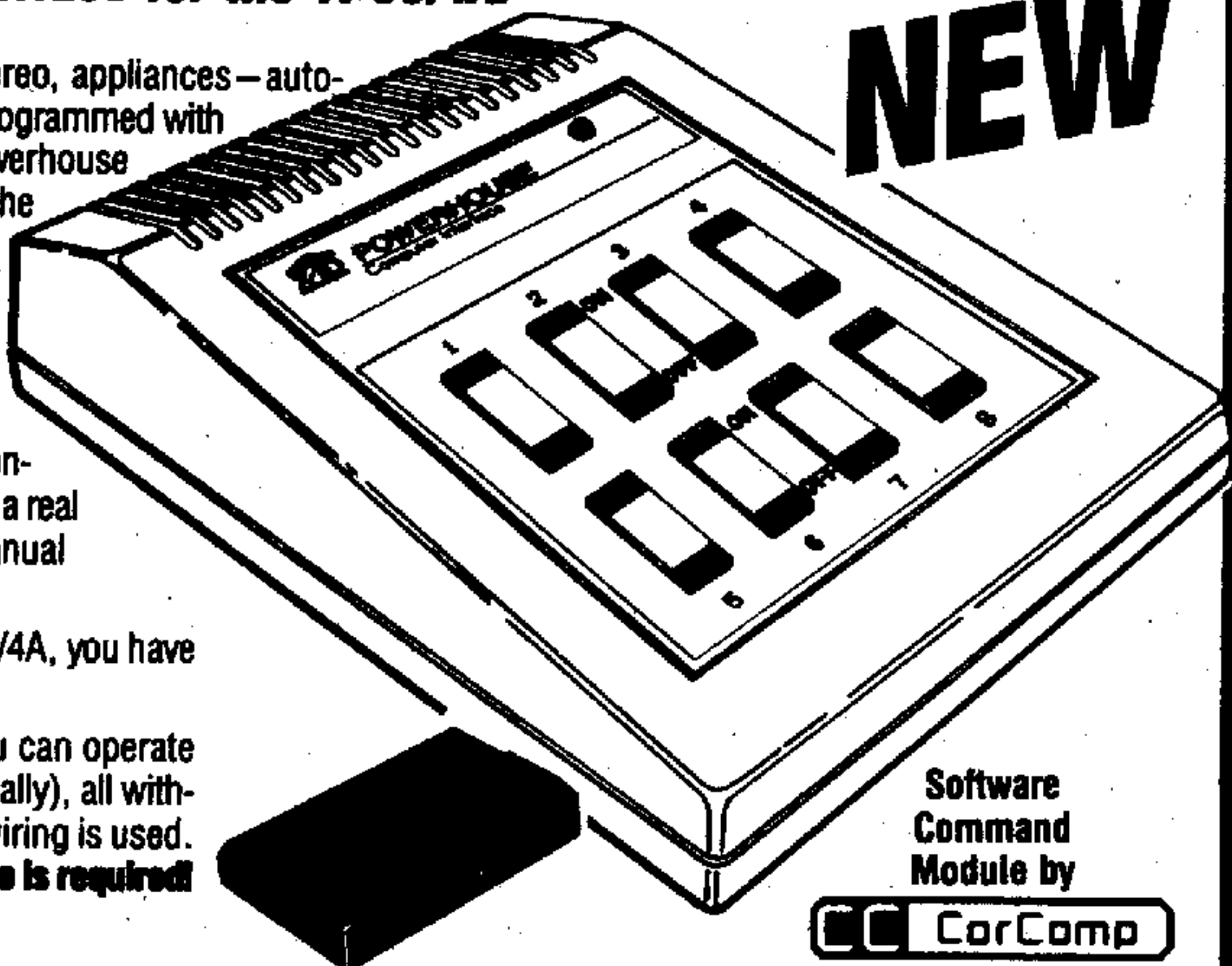
3 Wendy Lane, Marlboro, N. J. 07746

# **X-10<sup>®</sup> POWERHOUSE<sup>™</sup>**

**Computer Interface for the TI-99/4A!**

**NEW**

**N**ow, turn your lights on or off, your TV, stereo, appliances—automatically, by remote control that has been programmed with your TI-99/4A. Just connect the new X-10 Powerhouse controller/interface to your 99/4A console with the special TI cable. The controller can then be programmed using the CorComp X-10 software module to operate the X-10 modules at any predetermined time sequence or schedule. The X-10 Powerhouse can then be disconnected from your computer and used as a stand alone controller for your entire home or business. It contains a real time clock, a battery backup and 8 separate manual controls.

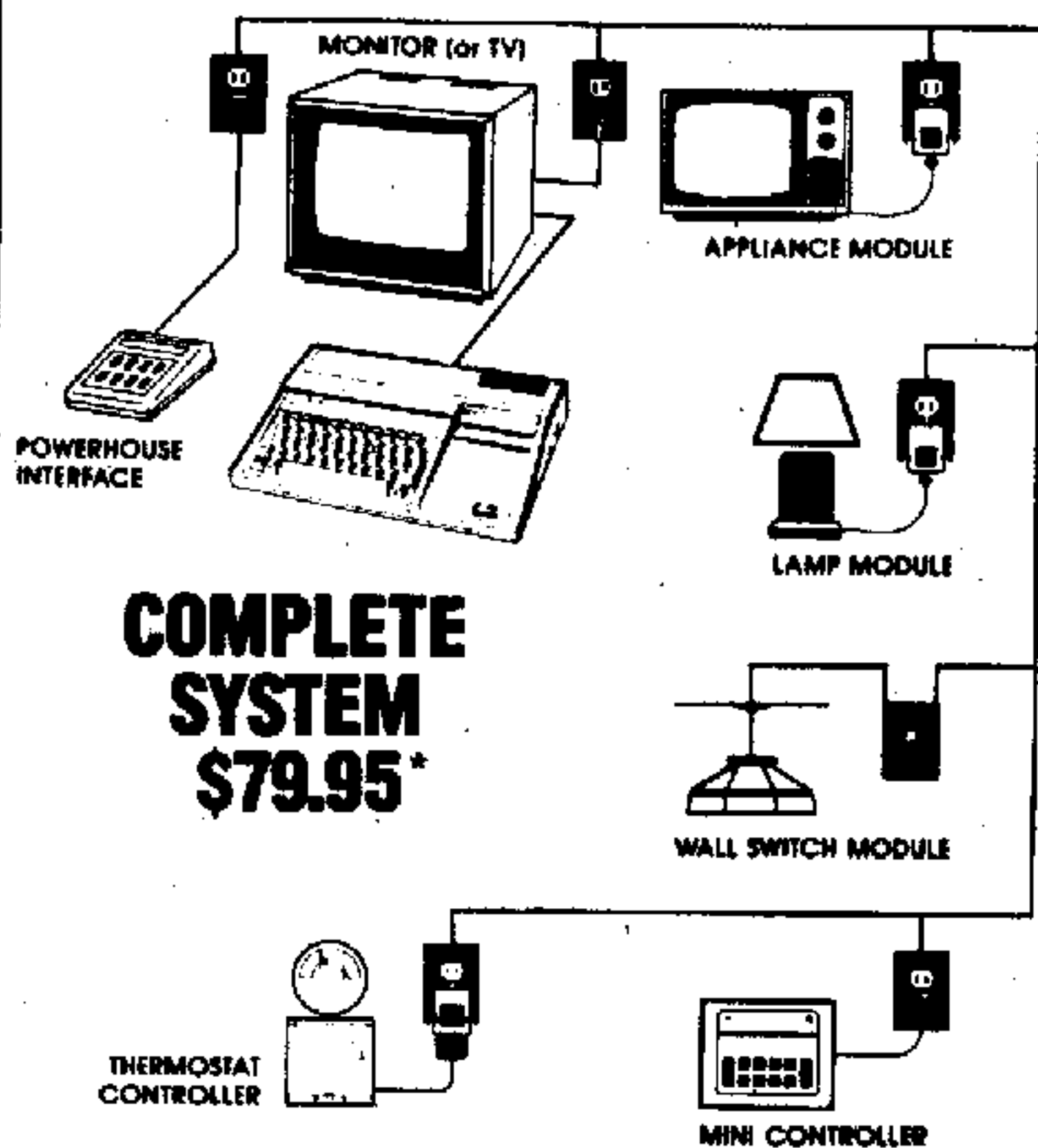


Software Command Module by



With the X-10 Powerhouse system and your TI-99/4A, you have complete control!

Once your X-10 Powerhouse is programmed, you can operate your lights and appliances automatically (or manually), all without any special wiring since only existing home wiring is used. **No memory expansion or disk or cassette storage is required!**



**1. POWERHOUSE CONTROL SYSTEM** for the TI-99/4A including the X-10 Powerhouse interface/controller, a special TI-99/4A connecting cable, and CorComp X-10 software module. **\$79.95.\***

**2. APPLIANCE MODULE.** Turn your appliance on or off. Just plug into any wall outlet. Responds to a signal through your electrical wiring from the X-10 Powerhouse. AM 286 **\$13.95.**

**3. LAMP MODULE.** Lets you turn on-or off-or dim-or brighten any incandescent lamp you connect it to. Plugs into any wall outlet and is actuated automatically or manually with your X-10 Powerhouse. LM 511 **\$13.95.**

**4. WALL SWITCH MODULE.** Lets you turn any wall switch operated lights on or off anywhere in or out of the house. Even dim or brighten them. WS 711 **\$13.95.**

Many more X-10 modules for special applications are available from local retailers, such as Sears and Radio Shack.

## **SPECIAL BONUS**

With each **POWERHOUSE CONTROL SYSTEM** you can order a **MANUAL 'MINI' CONTROLLER** Reg. \$29.95 for only **\$8.95!**



Send order and make checks payable to:

**TEX+COMP**

P.O. BOX 33064—GRANADA HILLS, CA 91344



AUTHORIZED DEALER



VISA and MASTERCARD  
HOLDERS CALL DIRECT  
**(818) 366-6631**  
24 Hour Order Line

**TERMS:** All prices F.O.B. Los Angeles. For fastest service use cashiers check or money order. Add 3% shipping and handling (\$3.00 Minimum). East of Mississippi 4½%. Add 3% for Credit Card orders. Prices and availability subject to change without notice. We reserve the right to limit quantities.

**NOTE:** Payment in full must accompany all orders. Credit card, Company check or Money order for immediate shipment. Personal Checks require up to 4 weeks to clear. California orders add 6½% sales tax.

Send \$2.00 for our new 99/4A 30-page catalog and buyer's guide.

©1986 TEX-COMP

## BASIC/XBASIC

## Self-modifying programs-Part 2

By LEE WILKERSON

The first part of this article (June issue) covered the token system used by the TI for storing BASIC programs in RAM. As noted, the instructions in ROM take each program line which is typed in and change it to condensed format. In order for a BASIC program to modify itself, it must include a subroutine to duplicate the essentials of that process, and then insert the resulting data string into RAM.

This part includes a general Extended BASIC routine which does just that (listing No. 1). In itself, this is not a very useful program, but it can be instructive, and can also serve as the basis for more interesting projects.

For the sake of simplicity, and to keep the routine to a reasonable length for this article, two major aspects of the conversion process have been deliberately omitted. First, unquoted strings are not checked for, so it is not possible to use CALL, DATA, or REMARK statements. IMAGE can be used if the format string is quoted. Second, line numbers are not handled, so GOTO, GO SUB, etc. cannot be used. It is OK to use IF...THEN...ELSE and RESTORE if line numbers are not included. If you want the routine to include these capabilities it will not be very difficult to modify it. The routine also has minimal error detection.

In the following explanation of the program, the most important variable names are shown in parentheses after the items they represent. The program begins with a short driver section (lines 170-220) for entering a single text string (LINE\$), which will be converted and inserted into RAM in place of dummy line 610. Note that after the line is entered CHR\$(0) is tacked onto the end. This byte is required to mark the end of every program line. Also,

two CHR\$(255) bytes are added on after that. These are required to mark the end of a program, and are used here since the new line will replace the last line in this program. If a line is being changed in the middle of a program these two bytes must not be added.

Lines 250-330 contain the data necessary to replace keywords with the proper token values. Do you notice the pattern in the arrangement of the keyword data, and can you figure out why they must be in this (or a similar) order?

The conversion process begins with the section in lines 360-420, which scans the entered line (LINE\$) for quote marks. Quoted text is removed, saved in an array (QT\$()), and replaced with a marker byte (CHR\$(172)). Double quotes inside the string are replaced with single quotes, and the quoted string flag and length (QL) bytes are prepended to it. The number of quoted strings (NQS) is incremented. A maximum of 25 quoted strings can be included in any one line.

The second part of the conversion happens in the FOR...NEXT loop in lines 450-470. The DATA statements are read and each keyword found (TK\$) is replaced with the corresponding token (TK). This is another place where oversimplification creates a weakness: if a variable name contains an embedded keyword the conversion will be erroneous. Lines 490-560 remove spaces from the string, and numbers are flagged with the proper token (CHR\$(200)) and length (UQSL) bytes. Finally, line 580 restores quoted strings to the proper locations.

After the text line has been changed to internal format, how do you know where to load it into memory? Line 190 shows how to find the location of the highest numbered line in RAM. First,

PEEK address -31952 and get the two values stored there (A and B). Multiply A by 256 and add B to get the address which stores the location of the highest numbered line in memory. PEEK this address and get two values (C and D). Multiply C by 256 and add D to get the starting address of the last line in the program. This is where the converted string is inserted into memory, byte by byte, into sequential addresses.

After the new line has become part of the program, it is tested by branching to it as if it were a subroutine. If the last statement in the line is RETURN the process can be repeated.

You may be wondering if all this is merely for experimenting with the TI, or whether it can be a tool with some practical uses. Besides helping understand how programs are stored, this type of routine can be put to work in useful self-modifying programs. One example is a program of mine which lets the user evaluate any mathematical function by entering it into the program as if it were a BASIC DEF statement. The line is inserted into memory, then evaluated and plotted on the screen or printer. Any number of functions can be entered and evaluated in a session, without the chore of repeatedly halting the program, editing a DEF statement and running it again.

In a similar manner, other types of program lines could be tested, such as short algorithms, IMAGE formats, etc.

This type of routine could also be developed into a general text-to-program converter, with the output going either to a disk file in MERGE format, or directly into memory.

There are some cautions to bear in mind when a program uses this type of routine to alter its area of memory.

(Please turn to Page 30)



# Tex-Comp Proudly Presents BITMAC



## The Revolutionary New 99/4A Graphics Program from Vaughn Software

BITMAC is a comprehensive graphics program for the TI-99/4A computer which allows you to easily place "dots" on the screen in any position and in a choice of 16 colors. You can print text ANYWHERE, even on top of existing text! You can print text sideways, upside down, in mirror image, in 16 colors and a multitude of other ways. But BITMAC text is only a small part of this unique program. Other features of BITMAC will allow you to do things like SIGN your name, make perfect circles ANYWHERE, draw lines from any point of the screen to any other point, make perfect rectangles in EXACTLY the position you want them and much more!

BITMAC has provisions for trackballs, joysticks and even a second computer input! If you have a second computer such as an IBM PC, an Apple Macintosh, even an IBM 370 main frame there are provisions for your second computer to create graphics with BITMAC!

BITMAC can make "slide presentations" for group meetings (and print the graphics!), give hours of "just doodling" pleasure, create charts for a stock holder report, print camera ready art for business ads, make still cartoon sequences (and print them in one of two sizes), create mechanical drawings, draft floorplans and many other uses!

BITMAC, with a second computer, can plot satellite data, statistical data, computer generated art plots, analog sampled data and just about anything your second computer can throw at BITMAC.

BITMAC offers BOOLEAN disk input (just like NASA enhances photos!) and a wealth of computer enhancement techniques that lend raw power to your ability to manipulate bitmapped graphics.

BITMAC offers icon input that allows you to point at the functions you want. Nothing was spared in making BITMAC easy and simple to use. Even a child can use it!

BITMAC requires either the Extended Basic, Mini Memory or Editor/Assembler Module, as well as a disk drive system, memory expansion and joysticks or trackball (for precision work).

NOTE: Compatible only with Epson, Star 10X or SG10, or other fully Epson compatible dot matrix printers (the TI-99/4A Impact Printer made by Epson [MX80] requires the upgrade of a GraphTrax or GraphTrax Plus chip set, available from Epson).

Fully compatible with both TI and CorComp Disk Controller Cards.

# ONLY \$19.95 + S&H

BONUS: Comes with Free Print Pack & Disk Examples + Sign Maker


## Now get more out of your TI Home Computer—for less.

ADD A 2ND DISK DRIVE TO YOUR  
TI/99/4A SYSTEM

# Stand Alone Disk Memory Drive System

Comes complete with drive, case, power supply & cable. Ready to connect.

By adding a second drive to your system you can free yourself from swapping program and data disks on many programs. You can also make backups without any disk swapping.



These units are sold with a 90-day warranty.

### EXTRA VALUE BONUS

With each disk drive ordered we are including a HEAD brand disk drive head cleaning kit which regularly sells for \$15.95.



**\$129.95** Plus S&H  
**NEW SPECIAL OFFER**  
ADD \$20.00 for  
DS/DD Drive.

**FREE  
BONUS**



VISA and MASTERCARD  
HOLDERS CALL DIRECT  
(818) 364-8831

24 Hour Order Line

NEW ORDERS AND REBILLS CHECKS PAYABLE TO

**TEX-COMP™**

P.O. BOX 22004 - GRANADA HILLS, CA 91304

TEXAS LICENSE



AUTHORIZED DEALER

TERMS: All prices F.O.B. Los Angeles. For fastest service use cashiers check or money order. Add 3% shipping and handling (\$2.00 minimum). East of Mississippi 4 1/2%. (Free shipping on all software orders over \$100.00). Prices and availability subject to change without notice. We reserve the right to limit quantities.

NOTE: Payment in full must accompany all orders. Credit-Cards, Company Check or Money Order for immediate shipment. Personal checks require up to 4 weeks to clear. Cashier's orders add 6% sales tax.

SEND \$2.00 FOR NEW 1986 CATALOG WHICH INCLUDES A \$5.00 SAVINGS CERTIFICATE.

# BASIC/XBASIC—

(Continued from Page 28)

Don't include DIM, SUB, SUBEND or OPTION BASE statements, or introduce any new variables, or it will almost certainly halt with an error. Be sure any line you enter has absolutely correct syntax, or the computer may do things you've never seen before. After a program has been run and has modified itself, don't SAVE it or RUN it again. The results of changing program RAM are sometimes unpredictable, especially if incorrect data is loaded in, and there is always a chance of the system crashing. Even listing an altered program may cause a crash or system lockup.

```

100 ! CONVERT TEXT TO
110 ! INTERNAL FORMAT
120 !
130 ! BY LEE WILKERSON
140 !
150 CALL INIT :: DIM QT$(25)
160 ! TEST DRIVER
170 PRINT "ENTER "PROGRAM L
LINE"":
180 LINPUT LINE$ :: LINE$=LI
NE$&CHR$(0)&CHR$(255)&CHR$(2
55):: GOSUB 350
190 CALL PEEK(-31952,A,B)::
CALL PEEK(A*256+B-65534,C,D)
:: ADDR=C*256+D-65537
200 FOR I=1 TO LEN(LINE$)::
CALL LOAD(ADDR+I,ASC(SEG$(LI
NE$,I,1))):: NEXT I
210 GOSUB 610 :: GOTO 170
220 END ! OF TEST DRIVER
230 ! CONVERSION ROUTINE
240 ! KEYWORDS AND TOKEN DAT
A
250 DATA 246,SEQUENTIAL,149,
RANDOMIZE,251,PERMANENT,243,
VARIABLE,254,VALIDATE,244,RE
LATIVE,245,INTERNAL,166,WARN
ING,145,UNTRACE
260 DATA 143,UNBREAK,167,SUB
EXIT,148,RESTORE,232,NUMERIC
,162,DISPLAY,248,UPDATE,234,
UALPHA,136,RETURN,247,OUTPUT
270 DATA 170,LINPUT,153,DELE
TE,249,APPEND,164,ACCEPT,237
,USING,144,TRACE,156,PRINT,1
    
```

# If you don't have TI Artist and its support packages yet... what are you waiting for?!

#1 Graphics  
Program




All New  
Version 2.0

Powerful font, slide, and  
instance entry features.



Only \$19.95



Move, Copy, and Flip



User Defined Picture Areas

The extremely user friendly menu system (illustrated above) allows many powerful integrated functions. Provides excellent user adjusted screen dumps using Epson (compatible), Okidata 92 and 98, Axiom GP-100 and Prowriter printers. Disk drive, memory expansion, and either XB, E/A, or MM required.



### Artist's Companion #1

### Display Master

A huge set of five disks that contain a complete set of graphics designs to be used with TI Artist. The package includes 25 character fonts, 160 small original pictures and 30 large original pictures. A must for TI Artist!

An all new program which allows users to create TI Artist screen/slide presentations! 100% user defined and directed presentations can be made easy using Display Master's command language and any text editor (TI Writer, E/A etc)

Complete Five Disk Set \$17.95

Display Master Package \$14.95

### Artist's Companion #2

### Artist Extras

An all new set of graphic designs to be used with TI Artist. This package includes 13 character fonts and 60 small original pictures. Also included is Artist's Connection which allows you to use TI Artist instances in BASIC!

Aids to help the TI Artist owner with graphic designs. Included are 14 character fonts, 5 small pictures, 6 full screen pictures and DSR routines to allow you to use the Super Sketch pad and a mouse with TI Artist!

Complete Two Disk Set \$9.95

Complete "Flippie" Diskette \$6.95

ALL DRAWING PACKAGES  
Only \$68.00

ALL SUPPORT PACKAGES  
Only \$48.00


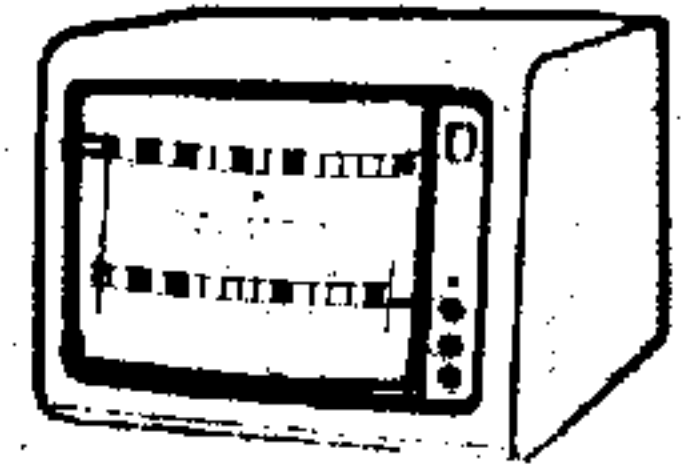

### Texaments

53 Center Street, Patchogue, New York 11772

Mail orders please add \$1.50 postage and handling for each item ordered. Sorry no C.O.D. or credit card orders accepted. Call our office (516-478-4400) or bulletin board service (516-478-4400) for additional information. Dealer inquiries are invited.

(Please turn to Page 32)

# UNBELIEVABLE PRICES ON 2 IMPORTANT PERIPHERALS



Direct-Connect  
Printer, GP-100TI

Our low price:  
**\$89<sup>95</sup>**

TEX-COMP has made a special purchase from Axiom of this high quality dot matrix - plain paper printer. Thousands have been sold for over \$300, but TEX-COMP is passing the savings it made on this enormous purchase on to you. Comes complete with a plug-in interface so you can directly connect this printer to the TI-99/4A. No expansion system or


extra interfaces are required. The GP-100TI has adjustable tractors, cartridge ribbon, uses plain fan fold paper and has full dot addressable graphics. It provides clear dot-matrix printout from all TI software. Expansion systems can be connected to the built-in edge connector. Prints at 50cps. Comes with a one year factory warranty from Axiom.

NOTE: If you already have a printer interface, specify and we will substitute a parallel printer cable for the direct connect interface. Add \$8.00 for shipping and insurance

**ACCESSORIES:**

Console Writer Word Processor Module, create text and print or save to cassette or disk...\$24.95 pp

Paint 'N Print Graphics Module, create works of art on your screen and print a copy on your GP-100TI or save to cassette or disk...\$29.95 pp



**color monitor**

**\$129<sup>95</sup>**

Composite Video for use with computers, tuners, VCRs and video discs.

TEX-COMP has purchased a truck load of 13" COLOR MONITORS at a special price. These monitors are built by two of the leading names in consumer electronics, Samsung and Goldstar and come with a 90 day factory warranty on parts and labor. A TI-99/4A monitor cable is included at no extra charge. There is no comparison between a monitor and a TV set when it comes to computing. The monitor picture is sharper, clearer and more vivid. Works great with your VCR too.

330 X 330 Resblution Add \$10.00 for shipping and insurance

**Special  
FACTORY  
Purchase**

Charge-It On Your  
Visa or MasterCard

**ORDER BY PHONE  
24 HOURS A DAY  
7 Days a Week!**

(818) 366-6631

**TEX  COMP™**

**America's Number One TI computer retailer**

**P.O. BOX 33084 - GRANADA HILLS, CA 91344**

**NOTE:**  
Payment in full must accompany all orders. Credit Card, Company Check or Money Order for immediate shipment. Personal checks require up to 4 weeks to clear. California orders add 6 1/2 % sales tax. When in the Los Angeles area visit our modern warehouse outlet store where you can purchase all TI items at our regular discount prices. Call for location & hours!

All prices reflect a 3% discount for cash. Add 3% if paying by Credit Card.

Send \$2.00 for our new 99/4A 30-page catalog & buyer's guide. We include a \$5.00 savings coupon





## Techie Corner

# Forth and Myarc's 128K card

By MACK McCORMICK

As promised I'll write a few words about the goings on here in the TI community in Germany. Let me answer a letter first. The mail is really backing up here. I apologize for not being able to give you a personal reply if you have written. If I feel your letter is of interest to others I'll include it here.

*Dear Mack,*

*I recently purchased a Myarc 128K card and I think it is the best investment I have ever made for my TI. I do have one complaint though. The manual doesn't describe how to access the card from assembly language or Forth. I need to use the CALL commands like CALL PART or CALL RDDIR from my Forth program.*

*Roy Richards  
Bremerton, WA*

Roy,

The card was not intended to have the CALLs accessed from A/L but there is a way. Using DEBUG look in the DSR ROM header of the card at CRU address >1000 for the GPL subprogram entry point (6th word. >437E on my card). This value points to a list of the GPL suboutines. Go to that list and, for example, find PART (>54FE in my card 3 bytes back from the P in PART).

The immediate problem you have is that page 1 of RAM is paged in and your program in page 0 vanishes as soon as you enter the part routine. (See the manual for more details on paging.) You must either have this part of your program reside in a SUPER SPACE module at >6000 or save, use and restore some of the PAD at >8300. R11 should contain your return address after you BL @ >54FE. R4 will be loaded with the address of your workspace by the RD routine. R4 offset by >FF4C (>FF4C(R4)) must point to the address of the command bytes in VDP RAM.

For example, when accessing this routine from BASIC R4 contains >83E0. When offset by FF4C location >832C points to the address in RAM which is >0322 in the screen image table. This is actually the space (>80) prior to the word PART on the screen. The Ram Disk adds 5 bytes to this address or >0327 to skip over the word PART and point to the left paren (>B7) in VDP RAM. The string in VDP uses standard BASIC tokens and ASCII values. Example: >B7C803313238B3C803333834B6, is the command for (128,384). B7 is the left paren, C8 is a numeric constant, 03 is the byte length, 313238 is ASCII 128, B3 is a comma, C803 same as before, 333834 is ASCII 384, and B6 is right paren. All you would have to change is the ASCII values to use your own partition. R11 is incremented by two (IN-CT) before returning so you should have a NOP instruction after your BL.

That should should get you going. The same technique will work for all the other GPL routines in the card, too. A few tricks but it works great and gets around the BASIC environment limitation. This is pretty advanced but I trust you followed it.

The TI community is really active here in Germany. My closest friend here is a German, Werner Volker, who I met through the TI. I suppose the one fact that always continues to amaze me is how this computer brings folks together.

First, a few words about the users. They, by and large, are knowledgeable about the TI and its inner workings. They tend to be very knowledgeable in hardware. There is no hesitation to open a component or console and make major modifications. (More on hardware later.) They are very friendly and show a genuine desire to help one another and share. There is a gap (which I am trying to fill) on available

software and hardware from the States.

The software here is excellent though it tends to be more oriented toward utilities and technical applications. Most is written in assembly language.

There are two excellent GPL disassemblers, a GPL assembler (works great; more in a later article) TI Discovery, which yields plentiful information on cards in the PEB, GPL disassembler, and memory manipulator. And there are programs to combine six common utility programs/modules into a GRAM card. And many super music and graphics programs. The GROM-based program Advertiser with a 60-page manual is a new programming language for the TI. It has very simple graphics and sound commands which enable complex programming tasks. It is a joy to use.

The hardware is truly superb. I have tested and used extensively the following: A GRAM card; a fully functioning Mouse which works great with programs such as TI-Artist; an EPROM programmer which is simple to use and plugs into the cartridge port; a slow motion device for graphics; an external DSR card which enables you to write your own routines to be CALLED from command level or running programs; a GROM emulator cartridge (same size as a normal TI cartridge) which allows you to copy GROM cartridges to EPROM; a four-color plotter; and a GRAM module scarcely larger than a normal module yet with the capability to store 3 normal GROM cartridges to battery backed RAM (this was the prototype GRAM card). Finally, a new 80-column card using the MSX video chip.

The printed material here for the TI is scarce. The principle magazine is TI Revue. A fact filled monthly in MICROpendium format with tons of technical software and hardware con-

(Please turn to Page 41)

# Make your own overlays

It's unfortunate, in a way, that all programs do not work alike. Think of how much simpler life would be if there were a master template of function and control keys that would be interchangeable among a variety of programs.

Of course, that's not possible. You can't design, say, a terminal emulator around the function key definitions used by TI-Writer. Hence the need for keyboard overlays.

Unfortunately, not all programs come with overlay strips. Also, it's easy to misplace or lose an overlay. What then? Well, Michael Machonis of Severna Park, Maryland, has developed a program called PRINTSTRIP that prints overlays on Epson compatible printers. (Readers may modify the printer codes in the program for use with noncompatible printers.)

Notes Machonis, "PRINTSTRIP is a program to create keyboard overlay strips for different programs, saves them to disk and prints them out." The program requires Extended BASIC.

Machonis warns that the program is not a "model of structured programming. I'm a firm believer in the axiom, 'if it works, it's good.' To me, the fun of programming is having the finished product produce the desired results. Conforming to a strict set of rules just to make the code look pretty would make an enjoyable hobby a laborious chore." We might add, to each his own.

The keyboard overlay files can be read by TI-Writer.

The program is straightforward in operation. It will prompt the user for input from the keyboard to design a new overlay or to load an overlay from disk. (The program will list a disk catalog of up to 99 overlays.) If you are creating an overlay, the program prompts for normal or compressed print. Normal print allows 6-7 characters per entry while compressed print allows 11-13 characters.

After selecting the print size, the user is prompted to enter the overlay text

for each key. The upper row is done first, key by key, then the lower row.

After finishing, the program prompts for the number of copies to print.

A zero will cancel the print operation.

After printing you are prompted to save the overlay to disk, using up to nine characters for the file name.

## PRINTSTRIP

```

100 !*****
    * PRINTSTRIP by:      *
    * MICHAEL A. MACHONIS *
    * SEVERNA PARK, MD  *
    *                    *
110 !*
    * DELETE LINE #510 IF *
    * YOUR PRINTER DOES  *
    * NOT SUPPORT SUPER- *
    * SCRIPT.            *
120 !*****
130 CALL CLEAR
140 CALL CHAR(100,"00000000
000FFF")
150 CALL CHAR(104,"FFFF")
160 CALL CHAR(101,"03030303
3030303")
170 CALL CHAR(102,"303030303
0303030")
180 DISPLAY AT(9,1):RPT$("d"
,28):" e fPRINT-A-STRIPE
e":RPT$("h",28): :RPT$("d
",28):" eby fMIKE MACHONIS
e e":RPT$("h",28)
190 DISPLAY AT(24,3):"PRESS
ANY KEY TO CONTINUE" :: CALL
KEY(0,K,S):: IF S=0 THEN 19
0
200 CALL CHARSET
210 DIM A(11),A$(2,11),B$(2,
11),E$(13),G$(99)
220 P$(2)=CHR$(27)&"@"&CHR$(
27)&"E"&CHR$(27)&"G"&CHR$(27
)&"-1" :: Q(2)=80 :: W$(2)="
#####"
230 P$(1)=CHR$(27)&"@"&CHR$(
15)&CHR$(27)&"G"&CHR$(27)&"-
1" :: Q(1)=137 :: W$(1)="###
#####"
240 OPEN #1:"PIO.CR"
250 K=0 :: C$="UPPER"
260 DISPLAY AT(12,1)ERASE AL
L:"1> INPUT FROM KEYBOARD":
1"2> INPUT FROM DISK": : "YOU
R CHOICE ? 1" :: ACCEPT AT(1
6,15)BEEP SIZE(-1)VALIDATE("
12"):IN :: IF IN=1 THEN 290
270 GOSUB 620
280 OPEN #3:"DSK1."&F$ :: IN
PUT #3:P :: FOR I=1 TO 2 ::
FOR J=1 TO 11 :: LINPUT #3:A
$(I,J):: NEXT J :: NEXT I ::
CLOSE #3 :: GOTO 370
290 DISPLAY AT(12,1)ERASE AL
L:"1> COMPRESSED PRINT": : "2
> NORMAL PRINT": : "YOUR CHOI
CE ? 1" :: ACCEPT AT(16,15)B
EEP VALIDATE("12")SIZE(-1):P
300 IF P=1 THEN RESTORE 800
ELSE RESTORE 810
310 FOR I=1 TO 11 :: READ A(
I):: NEXT I
320 K=K+1
330 DISPLAY AT(1,8)ERASE ALL
:"INPUT "&C$&" ROW"
340 FOR I=2 TO 18 STEP 2 ::
DISPLAY AT(I+2,1):"OVER KEY"
;I/2 :: NEXT I :: DISPLAY AT
(22,1):"OVER KEY 0": : "OVER
KEY ="
350 FOR I=2 TO 22 STEP 2 ::
J=I/2 :: ACCEPT AT(I+2,12)BEE
P SIZE(A(J)):A$(K,J):: NEXT
I
360 IF K=1 THEN C$="LOWER" :
: GOTO 320
370 DISPLAY AT(12,1)ERASE AL
L:"HOW MANY STRIPS ? 1" :: A
CCEPT AT(12,19)BEEP SIZE(-4)
VALIDATE("1234567890"):S
380 IF P=1 THEN RESTORE 800
ELSE RESTORE 810
390 FOR I=1 TO 11 :: READ A(
I):: E$(A(I))="!"&RPT$("#",A
(I)):: NEXT I
400 PRINT #1:P$(P)
410 FOR C=1 TO S
420 PRINT #1:RPT$("-",Q(P));
CHR$(13);CHR$(10)
430 K=1
440 FOR I=1 TO 11

```

(Please turn to Page 41)

## JOY PAINT '99

# The joy of painting can be yours

By **RICHARD BAILEY**

Several graphics programs are already available for the TI, so what would justify yet another one with a \$39.95 price tag?

It would have to be easier to use, have greatly expanded capabilities, and have excellent support. This is exactly what you get with JOY PAINT '99 from Great Lakes Software.

JOY PAINT '99 is so user-friendly that you could use the program without reading the manual (but I don't recommend this practice). There are no complicated commands or keystrokes to memorize: every feature is available on screen either from the easy-to-understand "icons" (or tools as they are sometimes called) or from a pull-down menu, all accessed by using the joystick and fire button. Creating a picture is so much easier because you can concentrate on your drawing and not be distracted by having to enter cryptic commands via the keyboard or wade through menus as in some other programs.

Just because it's easier to use doesn't mean it's a simple program. It is loaded with features. Anyone who writes his own programs knows how difficult it is to make a program look simple to the user. Obviously a lot of effort went into the development of JOY PAINT '99.

For support there is JOY PAINT PAL, also from Great Lakes Software. This disk is available for \$9.95 and has a conversion program that will allow you to use screens developed with GRAPHX, DRAW 'N PLOT and TI-Artist. This means that if you have one of these other programs you will not lose any of your creations. You will also have available a vast library that has been developed for these other programs. This disk also includes printer utilities and other features that would not fit in JOY PAINT '99.

It is difficult to do JOY PAINT '99 full justice in a review because you really need to sit down at the computer

## Review

### Report Card

Performance .....	A
Ease of use.....	A
Documentation .....	A-
Value.....	A
Final Grade.....	A

Cost: \$39.95

Manufacturer: Great Lakes Software,  
804 E. Grand River Ave., Howell, MI  
48843

Requirements: Console, monitor or  
TV, 32K, disk system, joystick and  
either Editor/Assembler, Extended  
BASIC, Mini-Memory or TI-Writer.

and use JOY PAINT to truly appreciate what it is capable of doing and how easy it is to use. It does have some limitations and I do have some personal preferences that I will describe to you, but, over all, the program is fantastic!

For system requirements, you must have 32K and disk drive, and an Epson compatible printer helps if you want to get a hard copy of any of your creations. JOY PAINT PAL has an Axiom print utility.


The first thing you should do with JOY PAINT '99 or any other program is read the instruction manual. The manual consists of 16 8½x11-inch pages that can be punched and inserted into a three-ring binder. It is written in easy-to-understand English, avoiding computerese. The wording of a few phrases is awkward or misleading. For instance, on the use of icons it states that icons must be returned, while all you really have to do is pick up a new icon.

All the problems with the manual are of this magnitude. They aren't too significant, are slightly misleading, and after you've used the program once or twice you understand what is really meant. Most or all of these minor problems will be corrected by the time you read this review. Great Lakes has

(Please turn to Page 36)

Woodstock's  
bubble bath

by  
Richard Bailey  
68A Church St.  
Gonic, NH 03867



## JOY PAINT 99—

(Continued from Page 35)

been very receptive to suggestions on possible improvements to the manual and the program.

Loading the program is simple. There are loading instructions on the disk label telling you how to load using XBASIC, Editor/Assembler, TI-Writer or Mini-Memory. Loading time is about 1½ minutes with XBASIC taking slightly longer. What is on disk is one version that will not load from E/A option #5 or similar environments. Because XBASIC will not handle this compressed object code, Great Lakes has included a loader that duplicates the E/A cartridge functions. Selecting XBASIC will autoload a menu that looks like the E/A cartridge. Select option #5 from this menu, press enter and JOY PAINT will load. The advantage of this approach is that, unlike GRAPHX, which has three separate versions depending upon which cartridge you want to use to load it, JOY PAINT '99 has one version for all cartridges, giving the user more flexibility.

While JOY PAINT is loading you must not have a write-protect tab on the disk or the title screens will not load properly. There are three title screens that load sequentially, one each time the program is loaded. These title screens were developed using JOY PAINT and give you a sampling of what you can do with the program.

Once the program is loaded you have a screen that looks like the window shown in the ads in MICROpendium. If you haven't already, release the alpha lock because almost every function will be accessed from the joystick and you can't go up unless you release the alpha lock. Initially the cursor has the pencil icon assigned to it and to start drawing, just press the fire button and move the joystick to draw a line.

Vertically along the left side are the icons (tools) that you have for your use. To pick up another icon move the cursor, which is initially a pencil, into this area to pick up the tool you wish to use. Whenever you choose another icon or select another feature you get a

"blup" tone to indicate that the operation has been accomplished. This audio feedback helps let you know what is going on. When you move into the icon area the cursor changes to a small circle to indicate it is in the icon area. Move the circle to the icon you want to use, press the fire button to pick it up, and move it onto the screen to use. By reading the manual and practicing a few minutes you will find you are more proficient with JOY PAINT than you could be with some of the other programs after a few hours.

Briefly, these are the functions of the icons you have available:

- 1) Text—allows upper and lower case, punctuation and numbers, and has auto-repeat, making it as easy to use as most word processor text editors.
- 2) Pencil—for freehand drawing with a line width of one pixel. Just press the fire button while moving the pencil icon, and a line will be drawn at the pencil point.
- 3) Spray paint—gives light coverage in the pattern selected, just like a spray can.
- 4) Paint brush—paints in the pattern selected in a width selected from the EXTRA "brushes" function.
- 5) Line, Circle, Rectangle—perform the obvious function. Concentric circles are harder to obtain than with GRAPHX, but, by using a trick I'll describe, can be quite easy. To draw a true circle simply make a diagonal line on the screen and make a circle by placing the start "+" at the beginning of the line and the end "+" at the end of the line. Print the circle and see how round it is on the printout. If it's not round, clear the screen using NEW and try another line at a slightly different angle, repeating this process until you get a true circle on the printout. Save this line to your work disk and use it whenever you want to create circles. Concentric circles are made by making "tick" marks at the beginning and at the end of the circle line and then two more "tick" marks the same distance in from each end. The outer two tick

marks are for the outer circle and the inner two for the inner circle.

ERASER and FATPIXEL can be used to erase the circle line and tick marks from your drawing when you are finished drawing these circles. I prefer the center-radius method for drawing concentric circles, but understanding the midpoint of a line method used in JOY PAINT and a little practice will give you perfect concentric circles. The angle of the diagonal line may vary from printer to printer and you'll need a different line for circles you print out using the double size print option which automatically prints sideways. This is because the aspect ratio of printers is not one-to-one. That is, a line drawn 100 pixels long horizontally will print a different length than one drawn 100 pixels long vertically.

This is a function of the printer and we have to live with it.

6) Eraser—clear an 8-by-8 pixel area under the cursor while the fire button is pressed. From the pull-down menu use the FATPIXEL function option for fine tuning or CLEAR function for clearing large areas.

7) Fill—works on most complex enclosed areas in one pass. Fills with any one of the 26 pre-defined patterns available or with your own pattern if you have the pattern editor on the JOY PAINT PAL disk.

8) Move screen window—the two opposing horizontal and the two opposing vertical arrows allow you to move the screen window over the entire drawing area which is almost twice the size of the window. Place the circle-shaped cursor on the head of the arrow for the direction you want the window to move. The background appears to move in the opposite direction.

Horizontally across the top is an area that does two things. First, it will allow you to access the pull-down menu with many added powerful features. Second is one of the features I appreciate most. This is the UNDO function. It allows you to recover from

(Please turn to Page 37)

## JOY PAINT 99—

(Continued from Page 36)

almost all errors you could make. If you try to fill a shape and have a "leak" you end up filling the whole screen. No problem with JOY PAINT! Just select UNDO as the very next thing you do and you can recover from this error. You cannot recover from some operations like deleting a file from disk (which is understandable) but for any drawing error you might make it can be a real timesaver.

The added functions on this menu allow you to perform file functions such as LOAD, SAVE, PRINT picture, disk DIRECTORY, DELETE file, NEW (which clears the entire drawing area) and QUIT. Most drawing programs lack many of these features that allow you to see or manipulate what is on your work disk. It can be annoying if you save a second file with the same name as another, wiping out the first. With JOY PAINT you don't have this problem if you use these features. The only problem with the SAVE feature is that it doesn't check to see if there is sufficient disk space available for the file you are saving. If the file doesn't fit it gives you an error message but writes that portion of the file it could and enters the name of the file in the disk directory.

You have to remember to delete this partial file or you may forget and try to load it at some later date. TI's SAVE function has the same problem, so most people have probably encountered this before.

The PRINT feature will first ask you for the printer name (the default is PIO). You must press ENTER to reaccept this default or type in your printer name if it is different. Don't forget the ".CR" on the end. If you know what name you will be using you can change this permanently using the CONFIGURE program mentioned in the manual.

Anytime you see the cursor change to what looks like two equal signs, one above the other, the program is looking for a keyboard entry. This occurs when JOY PAINT is looking for the printer name, a file name to load or

save, or with the text mode. After you have entered the printer name you can then select either single/double density and single/double size using the joystick. Once you've entered your printer name this will become the default until you QUIT, so you don't have to keep re-entering your printer name every time you print a picture. If you know ahead of time that you're going to make a double-sized printout, don't use the two top (16 pixels) lines, as they will exceed the 80-column limit of the printer and will not print.

Like most of the graphics programs I've used, JOY PAINT does not reset the printer after printing a picture. If you QUIT the program and go to use the printer without turning the printer off, then on, to reset it, the line spacing will be wrong.

The EXTRA features are some of the more interesting and useful you will find. The FATPIXEL or zoom function allows you to fine-tune any area of your drawing on a pixel-by-pixel basis. The area you are working on is shown magnified eight times near the middle of the screen. In the upper left is shown the same area unmagnified. As you make your changes to the magnified area, the same changes are being made to the unmagnified area to let you see exactly what it will look like. When you are through using FATPIXELS simply move the pencil icon into the box at the bottom that says "JOB DONE". Press the fire button and you return to your picture with the changes incorporated in your drawing.

FLIP (horizontal and vertical) and ROTATE allow you to make mirror images or 90-degree rotations of any area up to 10,000 pixels. You have to be careful not to exceed this limit or you could lose anything over the 10,000-pixel limit. Fortunately, the UNDO feature will allow you to recover from this sort of error so nothing is really lost. INVERT gives you "reverse video" of a selected area, and MAGNIFY can be used over and over again to enlarge even one pixel to fill a 10,000-pixel area. The REDUCE

option on the JOY PAINT PAL disk is the opposite of MAGNIFY and can shrink any area. CUT, PASTE, MOVE and COPY allow you to modify your creation or add "clipboard" parts from one file to another. This area of the program isn't as easy to use as the clipboards in GRAPHX, but works well once you get used to it.

COLOR allows you to change the foreground and background colors used in the program. JOY PAINT is a two-color program (unlike some of the others), but I use a high-resolution B/W monitor and all the pictures I print are black and white, so I don't find this a limitation. If you are interested mainly in how the pictures look on the screen in color (such as the quilt designs I have with GRAPHX and my second system), you might find this a problem, so keep it in mind.

VIEW allows you to see how just the screen drawing area (plus a little) looks without the icons while SHOW PAGE gives you the entire drawing area shown about one-quarter size to give you an overview of your drawing.

The last feature, OWNER is unique. Encoded in a file on disk is the name and address of the purchaser of the disk. If by some remote chance you could copy the disk, your name goes with it. If illegal copies show up, Great Lakes Software knows who the guilty party is and can take action. I think this is a good way to discourage pirating and quite innovative.

Horizontally across the bottom are the patterns that you have available with the Fill, Spray and Paint functions. The pattern (texture) that is selected is displayed at the bottom left so you always know what pattern you are using. Thirteen patterns are shown, but by moving the cursor into the area on the bottom that has the two arrows and pressing the fire button you can toggle 13 more patterns onto the screen to choose from. The JOY PAINT PAL disk has a pattern editor so you can create patterns to suit your needs.

What can you do with JOY PAINT?

(Please turn to Page 41)

GPL Assembler, TI99/4A INTERN, GPL Linker

# Secrets are revealed at last

By JOHN CLULOW

Graphics Programming Language (GPL), used for TI Command Modules, was one of the company's best kept secrets. But with the recent introduction of the book TI99/4A INTERN, a GPL assembler, and a GPL Linker, this powerful language is now available to all users. No special hardware is required: While GRAM emulating devices can be used, the Linker also allows GPL programs to be run using the 32K memory expansion.

## THE GPL ASSEMBLER

The assembler, written by Marcus Weiland, is designed to be used in conjunction with the TI Editor/Assembler module. Source code is prepared with the E/A editor (or any editor which produces DIS/VAR 80 files.) The GPL assembler, substituted for ASSM1 and ASSM2 on the E/A disk, is loaded from the module menu just like the E/A assembler.

The GPL assembler prompts are identical to those of the E/A assembler. The options list allows for compressed object code and generation of list files and symbol tables. The maximum number of assembler passes can also be specified. A comprehensive set of error messages helps the user diagnose program problems. Many of the standard E/A assembler directives

## Review

are included in the GPL assembler and several new directives are added.

The Formatted Block Move instruction (FMT) is used in GPL to specify how data are to be formatted when they are moved to the display. The GPL assembler contains a special subset of instructions which make it very easy to display information on the screen with the FMT processor.

A short GPL program will be used to illustrate some aspects of the GPL assembler. When loaded into a GRAM simulating device such as MAXIMEM or GRAM Kracker, the program adds a new TI BASIC subprogram: CALL GPL. When the CALL GPL statement is executed, the word "MICROpendium" is displayed on the screen 1000 times at random locations. The screen then scrolls up one line and the subprogram returns to BASIC.

As is evident in the sample program (reproduced at the end of this article), GPL and assembly language have a lot in common. However, a GPL program requires fewer lines of source code and less program memory than an assembly language equivalent. This is true in

part because GPL allows easy access to GROM/GRAM, VDP, and CPU memory; no special utilities are required. It also provides more flexibility in memory addressing. Direct, indexed, and indirect modes can be used with any symbolic or immediate address. Workspace registers are not used.

While not quite as fast as assembly language, for most applications GPL should have more than adequate speed. A TI BASIC program that does the same thing as the sample program takes 821 seconds to execute. In Extended BASIC, using DISPLAY AT, only 205 seconds are required. The GPL routine, however, takes only 4.3 seconds. While assembly language is a little faster, the added programming difficulty would not be worth the effort.

Since this routine is to be accessed by a CALL from BASIC, the location of LIST is the fifth word after the GROM header. If the program were to be executed from the power-up menu, LIST would have been the third word after the header. More than one type of routine can be placed in a GRAM, and the list for each type may contain multiple entries.

(Please turn to Page 39)

### GPL Assembler Report Card

Performance ..... A  
Ease of Use.....A  
Documentation ..... C  
Value.....C  
Final Grade.....B

Cost \$59.95

Distributor: Ryte Data, Box 210, Mountain St., Haliburton, Ontario, Canada K0M 1S0

Requirements: 32K memory expansion, disk system, Editor/Assembler, printer optional

### TI99/4A INTERN Report Card

Performance.....B+  
Ease of Use.....A  
Documentation ..... A  
Value.....A  
Final Grade.....A

Cost: \$17.95

Distributor: T.A.P.E. Ltd., P.O. Box 4042, Ontario, CA 91761. (Ryte Data, one of a number of dealers who stock this book, is selling it as part of a package with the other two products.)

Requirements: Familiarity with assembly language

### GPL Linker Report Card

Performance ..... A  
Ease of Use.....A  
Documentation ..... A  
Value.....A+  
Final Grade.....A

Cost: \$10.00

Distributor: Ryte Data

Requirements: Same as GPL Assembler

## GPL ASSEMBLER, T199/4A INTERN, GPL LINKER—

(Continued from Page 38)

In this case there is only one entry, the DATA at LIST is 0. If another CALL routine had been included, the DATA would have pointed to that routine's entry in the list. The entry consists of the starting GRAM memory location, START, and the routine name. The STRI directive places the ASCII codes for GPL in memory preceded by the length byte.

Because this program is executed within the BASIC environment, 96 must be added to all ASCII codes. This is true for the MSG 'MICROpendium' and for the space character (128 = 32+96) used to fill the screen in line 33.

GPL op-codes are byte oriented. If preceded with a 'D', used in the program are not found in assembly language: ALL fills the screen with the character specified in the operand; ST stores a value in the destination operand; MUL multiplies the source byte by the destination byte and stores the result as a word in the destination address; RAND generates a random number from 0 to the value in the operand and places the byte value at H8378; MOVE moves the number of bytes in the first operand starting at the address in the second operand to the address specified in the destination operand; BR branches to the address in the operand if the condition bit of the GPL status byte is reset; and finally, CALL executes GPL subroutines elsewhere in GROM/GRAM.

The facility with which the GPL assembler can handle memory transfers is illustrated by the block move in line 42. Twelve bytes are moved from GROM/GRAM memory address MSG to the VDP memory address pointed to by the CPU word DIS. (The asterisk indicates indirect addressing mode.) That's pretty sophisticated for a single line of source code!

While the GPL assembler deserves an "A" for performance and ease of use, its documentation leaves a lot to be desired, especially for a product

priced at \$60. If the sample program seems pretty straightforward, then, with the GPL assembler, *Intern* book and Linker, you will probably be writing programs in no time. But if you find the sample program confusing, you will likely be frustrated with the documentation that comes with the product.

The documentation does explain how to assemble a program. But at the very least, one would also expect a description of each mnemonic, its effect on the status byte, its format type, and possibly its op-code value. The 12-page Program Manual only gives a list of GPL mnemonics. (You have to guess at what each one does.) There is a hint, at least, of what the special FMT commands do, but the half page devoted to them leaves a lot of questions unanswered. A second booklet, Addendum 1, contains some additional information, but half of its 18 pages are devoted to a very sparsely documented (in German) pseudo-disk GPL program for the GRAMcard; not exactly the kind of thing a novice would prefer to cut his teeth on. RYTE Data, the exclusive distributor of the GPL assembler in North America, is working on more complete documentation and tutorial materials, but these are not available as of this date.

Once you have assembled a program it can be loaded into a GRAM device if you have an appropriate loader. You can get a MAXIMEM loader, but one for the GRAM Kracker is not yet available. RYTE Data told me it plans to supply loaders to registered GPL assembler owners free of charge. Another alternative is to write your own loader in assembly language; only four tag characters are used (9, B, F, and :). The assembler does not produce relocatable code.

Should you decide to buy the GPL assembler, you will also receive (free of charge) a licensing agreement. When you develop a "commercial program" using the assembler, you are expected to pay the German company a \$100 fee. However, this is only required for

the first ten programs you develop. (After that, it's all gravy).

### T199/4A Intern

The *Intern* book, by Heiner Martin, provides a commented, disassembled listing of the console ROM and GROMs. While this book is invaluable to anyone interested in exploring how the system works, it is an absolute must for those who decide to buy the GPL assembler. The book is available from several sources for \$17.95, and with the purchase of a GPL assembler from RYTE Data, you can get it for \$10.

The 18-page description of GPL mnemonics and statement formats supplies much of the information that is missing in the assembler documentation. In addition, the book makes a wealth of subroutines easily accessible to the GPL programmer. The listings are very well commented, and with a little practice I found it easy to locate subroutines; such as the one that scrolls the screen up a line in the sample program.

The listings also make it much easier to solve problems encountered in programming. For instance, I could not get the sample program to return to BASIC without an INCORRECT STATEMENT error message. From a look at the listing for CALL CLEAR it was apparent that I had to include CALL H37B4 to fetch the next BASIC token.

Pages 7-77 are devoted to the ROM listing. This includes the GPL interpreter, part of the BASIC interpreter, XML utilities, and the interrupt routine. Many of these routines are accessible in GPL with the XML instruction.

Following the introduction to GPL, pages 96-207 give the listings for GROMs 0, 1 and 2. Useful information on the BASIC interpreter is provided along with descriptions of the value stack and symbol table.

In spite of its utility, there are a few  
(Please turn to Page 40)

# GPL ASSEMBLER, T199/4A INTERN, GPL LINKER—

(Continued from Page 39)

problems with the book. The most important one involves the FMT instruction (formatted block move) sometimes used to display data on the screen in GPL. FMT is a relatively complex instruction. In fact, FMT operands have their own separate processor within GPL. Under the description of FMT, however, no explanation is provided: The reader is referred to the ROM listing for the FMT processor! Understanding the structure of FMT statements is difficult enough when you study a straightforward explanation. Good luck to anyone who tries to figure it out by studying the two-page assembly language listing for the FMT processor. The GPL assembler uses an entirely different approach to FMT so its documentation is of no help. Every time I run into a section of GROM listing that uses FMT, I am frustrated by the book's failure to explain it.

By comparison, the other problems are minor. First, several pages of mathematical routines in the listing for GROM 0 are not commented. The author says this is the case because use of these routines is explained in the E/A manual. If you only want to use the routines, comments are not needed, but suppose you want to study how they work? I also found two minor errors in the descriptions of GPL instructions. The first is the description for SRL. This instruction shifts bits to the right, not to the left as stated in the book. Finally the EX (exchange) instruction can be used with a 'D' to operate on words. Neither the book nor the GPL assembler manual indicates that this is the case.

## The GPL Linker

The Linker, by Monty Schmidt, is an ingenious program which allows GPL to be executed without additional hardware. The program converts object code produced by the GPL assembler into program-type files. These files can then be run with E/A Option 5 or with

the Extended BASIC loader provided.

The linker package allows for 24K of GPL code. That's a lot of memory, especially when you take the efficiency of GPL into account. Code may be designated for any of four 6K GROMs corresponding to GROMs 3-6.

The documentation is clearly written and the program is very easy to use. It represents an important contribution because it makes it possible for anyone with 32K and a disk system to run GPL programs written with the GPL

assembler. (The Linker does not support GPL routine types other than those which can be selected from the power-up menu. Addition of a CALL to BASIC, for instance, would not work with the Linker.)

The Linker is available from RYTE Data with the purchase of the GPL assembler for an additional \$10. It is definitely the best bargain of these three products, and I would highly  
(Please turn to Page 41)

```

0001 #####
0002 #           GPL ASSEMBLER SAMPLE PROGRAM - CALL GPL           #
0003 #-----#
0004 GROM >6000 # THIS PROGRAM WILL GO IN GROM 3
0005 DATA >AA01 # STANDARD GROM HEADER DATA
0006 DATA 0 # NOT USED - ALWAYS ZERO
0007 DATA 0 # START OF LIST OF POWER-UP ROUTINES
0008 DATA 0 # START OF LIST OF MENU SELECTED PROGRAMS
0009 DATA 0 # START OF DSR ROUTINE LIST
0010 DATA LIST # START OF LIST OF BASIC CALL ROUTINES
0011 DATA 0 # START OF INTERRUPT SERVICE ROUTINES LIST
0012 DATA 0 # START OF BASIC SUBPROGRAM LIST
0013 #
0014 # LIST OF BASIC CALL ROUTINES (ONLY ONE IN THIS LIST)
0015 #
0016 LIST DATA 0 # POINTS TO NEXT LIST ITEM. IF 0, LAST ONE.
0017 DATA START # POINTS TO BEGINNING OF THE ROUTINE
0018 STRI 'GPL' # LENGTH BYTE FOLLOWED BY NAME: 'GPL'
0019 #
0020 # SET UP LABELS AND DATA FOR THE ROUTINE
0021 #
0022 COUNT EQU >B302 # COUNTER, A WORD
0023 DIS EQU >B304 # POINTS TO DISPLAY LOCATION, WORD
0024 COL EQU >B306 # COLUMN NUMBER (0-31), A WORD
0025 RND EQU >B378 # RANDOM NUMBER FROM RAND, A BYTE
0026 #
0027 MSG DATA >ADA9,>A3B2,>AFD0 # BYTE VALUES FOR 'MICROp'
0028 DATA >C5CE,>C4C9,>D5CD # BYTE VALUES FOR 'endum'
0029 # WITH 96 ADDED TO EACH
0030 #
0031 # CLEAR SCREEN AND START PROGRAM
0032 #
0033 START ALL 128 # FILL SCREEN WITH SPACES (32*96)
0034 DST 1000,@COUNT # STORE 1000 IN COUNT
0035 LOOP RAND 23 # GET A RND ROW NUMBER 0-23
0036 ST @RND,@DIS # MOVE THE BYTE TO MSB @DIS
0037 MUL 32,@DIS # MPY ROW*32 - RESULT IS A WORD
0038 RAND 20 # GET A RND COLUMN 0-20
0039 ST @RND,@COL # MOVE THE BYTE TO @COL
0040 DSRL 8,@COL # MOVE BYTE TO LEAST 8 BIT BYTE
0041 DADD @COL,@DIS # ADD THE WORD TO @DIS
0042 MOVE 12,@MSG,V@DIS # MOVE 12 BYTES FROM GROM TO VDP
0043 BDEC @COUNT # SUBTRACT 1 FROM @COUNT
0044 BR LOOP # ANOTHER LOOP IF @COUNT NOT 0
0045 CALL >37B4 # GET NEXT TOKEN (END OF LINE)
0046 CALL >56CD # SCROLL SCREEN UP ONE LINE
0047 CALL >0012 # RETURN TO BASIC
0048 END # STOP ASSEMBLY

```



## GPL PACKAGE—

(Continued from Page 40)

recommend it to anyone buying the assembler.

### THE GPL PACKAGE

In the process of reviewing these products, I have become excited about GPL. Some of the deficiencies in the assembler documentation and *Intern* book are frustrating, but GPL is so much fun that it is easy to minimize the extent of the problems and to find ways around them. I believe that just about anyone who enjoys assembly language programming will love GPL and be willing to put up with less than ideal documentation. As time goes on, I am sure we will see many GPL tutorials and lots of additional information.

At \$75 for all three items, the package is expensive. TI users have become used to high quality at very low prices (e.g., Millers Graphics EXPLORER), and I think many people will perceive the package to be overpriced.

## JOY PAINT 99—

(Continued from Page 37)

Well, as one who failed to be accepted to the drawing schools that advertise on the inside of matchbooks (and they accept *everyone!*), I obviously need all the help I can get—JOY PAINT makes even me look good. Comic strips or any line drawings are a good place to start. I've found that cross-stitch magazines available at sewing and fabric stores are a great source of material that is already laid out on a grid. The ability to use the clipboard art already available for the other programs should give you plenty of ideas. If you have a club newsletter you can make professional-looking ads or notices. You can make letterheads, etc., etc.

If you're more creative there is no limit to what you can do.

Conclusion: JOY PAINT '99 is a

truly great graphics program and compares favorably with ones I've seen demonstrated on IBM, Apple and other machines. For drawing schematics I still prefer GRAPHX with its clipboard and checkerboard background but with the conversion program on JOY PAINT PAL you can fine-tune your schematics much more easily with JOY PAINT than you can with GRAPHX. I've found that these two graphics programs compliment each other and fill all my graphics needs.

For freehand drawing, JOY PAINT's capabilities and ease of use have no equal. I hope we will see more programs of this caliber. It is programs like this that will help keep the TI alive.

I am just sorry that no review can do JOY PAINT full justice. I'm sure I've left out something that someone else would find important, but with a program with so many features, it's difficult to include everything. If you get a chance to see JOY PAINT demonstrated at one of your club meetings, you'll see what I mean.

## TECHIE—

(Continued from Page 33)

struction articles. A great magazine for the TI user with a technical slant. One catch, of course it's written in German. Between the German I can speak and read and the help of my German friends and the Germans who work for me I'm able to understand most of it.

User groups here are scarce. There are three American user groups I am familiar with: One in Stuttgart, Nurnburg and Belgium. Each have about 30 or fewer members.

Most folks have TI systems without much expansion. They have by and large been out of the mainstream and as a result have missed many of the new hardware and software releases from the States. I have not located any German user groups in the surrounding area. That is my next major priority here.

I plan short articles on some of the hardware and software mentioned here as well as a few simple construction

projects. Please drop me a line and let me know the type articles you would most enjoy seeing. Until next time....

Readers with technical questions about TI home computing may write Mack at:

HHC, 1ST INF DIV(FWD)  
APO NY 09137

## PRINTSTRIP—

(Continued from Page 34)

```

450 IF LEN(A$(K,I)) < A(I) THEN
  B$(K,I) = RPT$(" ", (A(I) - LEN(
  A$(K,I))) / 2) & A$(K,I) ELSE B$(
  K,I) = A$(K,I)
460 IF I <> 1 THEN 470 ELSE PR
INT #1, USING W$(P) : B$(K,I) :
: GOTO 480
470 PRINT #1, USING E$(A(I)) :
B$(K,I) :
480 NEXT I
490 PRINT #1 : CHR$(13) & CHR$(1
0)
500 K = K + 1 : IF K = 2 THEN 440
510 PRINT #1 : CHR$(27) & "-0" : C
HR$(27) & "J" & CHR$(1) : CHR$(27)
& "S0" : RPT$(" ", Q(P)) : CHR$(27)
& "T" : CHR$(27) & "-1"
520 PRINT #1 : RPT$(CHR$(10), 2
)
530 NEXT C
540 PRINT #1 : CHR$(27) & "@"
550 IF IN = 2 THEN 600
560 DISPLAY AT(12,1) ERASE AL
L : "SAVE TO DISK ? Y/N"
570 CALL KEY(0,K,S) : IF S = 0
THEN 570 ELSE IF (K = 89) OR (K
= 121) THEN 580 ELSE 600
580 DISPLAY AT(12,1) ERASE AL
L : "ENTER FILE NAME" : : "DSK
1." : ACCEPT AT(15,6) BEEP S
IZE(9) : F$ : F$ = "DSK1." & F$ &
"
590 OPEN #2 : F$ : PRINT #2 : P
: FOR I = 1 TO 2 : FOR J = 1
TO 11 : PRINT #2 : A$(I,J) :
NEXT J : NEXT I : CLOSE #2
600 DISPLAY AT(12,1) ERASE AL
L : "QUIT PROGRAM ? Y/N" : "YO
UR CHOICE ? Y" : ACCEPT AT(
14,15) SIZE(-1) BEEP VALIDATE(
"YyNn") : Y$
610 IF (Y$ = "N") OR (Y$ = "n") THE

```

(Please turn to Page 43)

# Newsbytes

## Geneve due in fall

Myarc's new Geneve Model 9640 Family Computer will be available for commercial distribution in September "unless there is some inordinate delay," according to Lou Phillips of Myarc.

"The hardware has been out in the field for months and we're working like crazy on software and on compatibility with people's hardware," he says. "We are well on the way. We're producing windowing software."

He says the company is shipping its Mini-Peripheral Expansion System with 128K, which includes RAMdisk and which also has a floppy-based disk manager and can also run 128K with the Extended BASIC II of Myarc. He notes that existing MPES systems can be upgraded to 128K by Myarc, "probably for \$99.95."

For further information, contact Myarc at P.O. Box 140, Basking Ridge, NJ 07920 or (201) 766-1700.

## Workshop set on East Coast

The North Eastern 99'ers Computer Club will hold its second annual Computer Workshop, to be held from 10 a.m. to 4 p.m. Saturday, Oct. 11, at Joseph Jenks Junior High School in Pawtucket, Rhode Island.

According to organizers, this event promises to be the first opportunity for TI-99/4A users on the East Coast to see the latest developments in software as well as hardware after the summer vacation season. Other activities will include lectures, demonstrations (including the new Geneve computer by Myarc Inc.), and general help sessions. User groups and dealers are invited to take booths to demonstrate their software and products.

For more information contact: North Eastern 99'ers, 76 Herschel St., Providence, RI 02909. Or Contact Bob Levetin: Source-TI5278; CompuServe-73267,101.

## J & K H reduces prices on software

J & K H Software has announced price reductions for its entire product line as of July 16.

Super Extended BASIC is not at a list price of \$49.95, a \$50 cut from the previous \$99.95.

Other new prices are Multi-Disk Informer (SXB version), \$12.95; Multi-Disk Informer (stand-alone), \$17.95; Video Titles I (disk or tape), \$19.95; Video Titles II, \$34.95; Video Titles II Accelerator, \$19.95; and Video Titles III (disk or tape), \$12.95.

Jim Hollender, president of J & K H software, says all items may be purchased direct from the company or any of its authorized dealers, including Tenex Computer Express and Pilgrims' Pride.

For further information, contact J & K H Software, 4911 S. 31st St., Arlington VA 22206-1655 or (703) 820-4131.

## New Tigercub disk

Tigercub Software announces the release of Tips from the Tigercub Volume 3, described as a full disk of 62 programs, routines, tips and tricks, containing the complete contents of the Tigercub newsletters Nos. 25-32.

Volume 3 is available for \$15; any two of the volumes is available for \$27 or all three for \$35, postpaid.

For further information, or to order, write Tigercub Software, 156 Collingwood Ave., Whitehall, OH 43213.

## CorComp software under development

CorComp's Memory Plus Software Line, designed to work with the company's 512K expansion card, is under development, with the first item due for release "probably mid to late October," says Jackirae Sagouspe, CorComp president.

The majority of the word processing program is finished, she says, with the

company working on adding new features. This will be the first product released, with a data base manager and spread sheet program to follow.

She says that persons who have ordered the 512K Memory Plus card have been put on the mailing list to be notified of the release and receive discount coupons toward the software.

"We are first and foremost a hardware company," Sagouspe says, adding that one thing the company has been doing is getting feedback from users as to what they want in the utility programs.

## TI users group for clergy organized

A group of United Methodist pastors from the Northwest Texas Conference of the United Methodist Church have begun a users group exclusively for pastors who use "or at least own and would like to use the TI99/4A computer," according to the Rev. Steve Venable, pastor of the First United Methodist Church of Mobeetie.

Venable says that such individuals "experience special needs and expectations [in regard to the computer] that those in other vocations or using different computers do not."

He asks that persons who have suggestions for a name for the group or who would like to join contact him at P.O. Box 97, Mobeetie TX 79061 or (806) 845-3751.

## QUALITY 99 issues fall software catalog

The new fall catalog from QUALITY 99 SOFTWARE is now available.

It includes six new programs: QS-SOLITAIRE, MATCH MATE, QS-CLOCK, DATA BASE 99 UTILITIES, QS-RAMCHIP and Best of Draw 'N Plot, Vol. 1.

A free copy is available from QUALITY 99 SOFTWARE, 1884 Columbia Rd. #1021, Washington, DC 20009 or (202) 667-3574.

# User Notes

## Users group operates TI bulletin board

The WIZ/TIB bulletin board is a TI-only bulletin board operating in Harrisburg, Pennsylvania.

The board operates 24 hours a day, seven days a week, according to David E. Ratcliffe, sysop.

He says it is based on a 10 meg hard

## PRINT STRIP—

(Continued from Page 41)

```

N 250 ELSE B20
620 OPEN #4:"DSK1.",INPUT ,R
ELATIVE,INTERNAL
630 FOR L=1 TO 127
640 INPUT #4:FN# 11 IF FN#="
" THEN 670
650 IF SEG$(FN$,LEN(FN$),1)=
"*" THEN F=F+1 :: G$(F)=FN$
660 NEXT L
670 CLOSE #4
680 CALL CLEAR
690 FOR M=1 TO F
700 DISPLAY AT(Z#2+1,N):USIN
G "##> #####":M,SEG$(G$(
M),1,LEN(G$(M))-1)
710 Z=Z+1 :: IF Z=11 THEN Z=
0 :: CK=CK+1
720 IF CK/2=INT(CK/2)THEN N=
1 ELSE N=16
730 IF (INT(M/22)=M/22)THEN
740 ELSE 760
740 DISPLAY AT(24,1):"DISPLA
Y MORE FILES ? Y/N" :: CALL
KEY(O,K,S):: IF S=0 THEN 740
750 IF (K=89)OR(K=121)THEN C
ALL CLEAR ELSE 770
760 NEXT M
770 DISPLAY AT(24,1):"YOUR C
HOICE ? 1" :: ACCEPT AT(24,1
5)BEEP SIZE(-2)VALIDATE("123
4567890")ICH :: IF (CH=0)OR(
CH>F)THEN 770
780 F=G$(CH):: F,CK,Z,N=0
790 RETURN
800 DATA 11,11,13,11,12,12,1
1,12,12,11,11
810 DATA 6,6,7,6,7,6,6,7,7,6
,6
820 END

```

drive with two phone numbers sharing a common data base, and that it offers informational text files, E-mail and one message base (temporarily), with X-modem uploads and downloads "coming shortly."

WIZ/TIB is sponsored by the Central Pennsylvania TI Users Group.

Telephone numbers for WIZ/TIB are (717) 657-4997 and (717) 657-4992. Terminal program settings are 8 data bits, 1 stop bit, no parity and 300 baud (1200 coming), according to Ratcliffe.

He says access to WIZ/TIB is free with a one-to-two-day wait for full validation.

## Author finds bug in NUMWORDS

William J. Bullock, author of NUMWORDS, which ran in the January 1986 issue of MICROpendium, has uncovered a small bug in the program. He writes:

The problem arises when one attempts to change a "teen" number that has a decimal value included that is .5 or higher. The program is intended to change only the whole number portion of numbers to words, but it doesn't work in this instance. For example, it would convert 14.5 to "fifteen" and 1517.7 to "one thousand five hundred eighteen." There is no problem with any number not involving an "eleven," "twelve" or "-teen."

The fix is simple. It involves placing the integer function into three lines, specifically lines 10130, 10210 and 10230. Add INT( as indicated in the new versions of these lines given below and be sure to close the newly added parentheses.

```

10130 IF NOTH<10 THEN DOLLAR
O$=AW$(NOTH)&" THOUSAND " ::
GOTO 10160 ELSE IF NOTH<20
AND NOTH>10 THEN DOLLARO$=AW
EEN$(INT(NOTH-10))&" THOUSAN
D " :: GOTO 10160
10210 IF AMOUNT1<20 AND AMOU
NT1>10 THEN DOLLAR2$=AWEEN$(

```

```

INT(AMOUNT1-10))ELSE DOLLAR2
$=AW$(NOTN)&"- "&AW$(NOON)
10230 IF NOTN=0 THEN DOLLAR$
=AW$(NOON)ELSE IF NOON=0 THE
N DOLLAR$=AW$(NOTN)ELSE IF
AMOUNT>10 AND AMOUNT<20 THEN
DOLLAR$=AWEEN$(INT(AMOUNT-1
0))ELSE DOLLAR$=AW$(NOTN)&"
-&AW$(NOON):: GOTO 10240

```

## PUTDOT problem

Several readers have written to tell us about problems they have uncovered with an article by Darren Leonard about computer aided design. The article appeared in the June issue.

One apparent problem appears in line 507 of a subroutine called PUTDOT. The last part of line 507 references line 32767, which is a non-existent line number. While it seems to be in error, it is nonetheless what the author wrote. Also, it has been pointed out that a subprogram called CIRCLE does not include a call to the PUTDOT subroutine, as do other subprograms included with the article. We recommend entering CALL PUTDOT(X,Y) as a program line between lines 150 and 160 of the CIRCLE subroutine. Again, the copy submitted by the author did not include the CALL to the PUTDOT subroutine.

Marjorie Mountjoy, of Columbia, Maryland, says she substituted a warning buzzer and went to subend to correct the problem in line 507 of the PUTDOT subroutine.

She writes: "For my own purposes, I prefer to go into PUTDOT with the actual values of the screen coordinates. This makes PUTDOT compatible with SPRITE. I have therefore altered line 503 to read: X=INT(X)::Y=INT(Y). And in lines 501 and 502 I have added bell to indicate the point is off the screen."

The author has been vacationing for most of the summer and has been unavailable. However, we expect a second installment on the CAD article in the near future.

(Please turn to Page 44)

# User Notes

(Continued from Page 43)

## Sorting with limited memory

Charlie Brown Sr., of Cranston, Rhode Island, writes:

Recently I was reading through some old issues of MICROpendium and I came across an article by Walter Moore. He had a problem with sorting a large file because of memory limitations. Well, I recently had the same problem and I came up with the solution for me. It requires Extended BASIC and two disk drives.

My file, from TI-Writer, was a listing of all the employees where I work. It was originally entered in order by each person's seniority date. One line for each entry and the first three positions represent each person's clock number.

CL#	NAME	SENIORITY	DATE
247	Charlie Brown		09/09/74
100	another name		09/10/75
etc.			

Two items to note:

1. No matter how much I compressed an Extended BASIC program, I couldn't load the whole file into memory to sort by conventional means. Even CALL FILES didn't open enough room.

2. Not all of the numbers between 001 and 999 are used as there are only 249 employees using numbers within this range.

Do not use the Save File option of TI-Writer. Instead, use Print File. This will eliminate any control characters and the tab line saved by TI-Writer.

The program itself is in two steps. First, it reads the original file (in this case it is called SENIORITY) and saves each item to a second file (CLOCKA in this example) in REC# position that corresponds to the clock number. Second, it reads the CLOCKA file in order by REC#, and if it is in the proper syntax (one of our entries) then it is saved to the No. 3 file (CLOCKNUMBS) in sequential order. Sorted! In 10 minutes! Which ain't bad for XBASIC with no machine language

aid.

Those who use this program should make sure to delete all lines that do not start with a clock number. Failing to do so will result in a syntax error in line 170. Also, blank lines should be deleted or a syntax error will occur in line 270.

Here is an explanation of the program:

110 Initializes high and low value to speed up sort.

120 Lets you know that program is working.

130 Opens TI-Writer file (SENIORITY) saved with Print File function.

140 Opens file (CLOCKA) for output.

150 Increments numbers on screen.

160 Reads items from TI-Writer file named SENIORITY.

170 Establishes value of clock number and prints items to CLOCKA by REC#.

180 Resets high or low value if required.

190 Checks to see if finished.

200 Closes SENIORITY file.

210 Closes CLOCKA file.

### PART 2

220 Keeps screen active.

230 Opens CLOCKA file.

240 Opens final output file (CLOCKNUMBS).

250 Checks existing clock numbers.

260 All clock numbers must have three numbers.

270 Reads item number from CLOCKA file.

280 If first three positions have a value corresponding to the REC# in CLOCKA, it prints the item to CLOCKNUMBS file.

290 Continues the loop.

300 Closes CLOCKA.

310 Close CLOCKNUMBS file.

```

100 ! SORTER
110 HIGH,X=0 :: LOW=999
120 DISPLAY AT(2,8)ERASE ALL
130 OPEN #1:"DSK1.SENIORITY",INPUT,DISPLAY,VARIABLE 80
140 OPEN #2:"DSK2.CLOCKA",RE

```

```

LATIVE 300,INTERNAL,OUTPUT,FIXED 80

```

```

150 X=X+1 :: DISPLAY AT(8,17)X

```

```

160 INPUT #1:A$

```

```

170 A=VAL(SEG$(A$,1,3)):: PRINT #2,REC A:A$

```

```

180 LOW=MIN(LOW,A):: HIGH=MAX(HIGH,A)

```

```

190 IF EOF(1)THEN 200 ELSE 150

```

```

200 CLOSE #1

```

```

210 CLOSE #2

```

```

220 DISPLAY AT(10,11):"Part 2": "Number of items checked": :LOW;"to";HIGH;"":

```

```

230 OPEN #2:"DSK2.CLOCKA",RELATIVE 300,INTERNAL,INPUT,FIXED 80

```

```

240 OPEN #1:"DSK1.CLOCKNUMBS",OUTPUT,DISPLAY,VARIABLE 80

```

```

250 FOR X=LOW TO HIGH :: B$=STR$(X):: DISPLAY AT(14,14):X

```

```

260 IF LEN(B$)<3 THEN B$="0"&B$ :: GOTO 260

```

```

270 INPUT #2,REC X:A$

```

```

280 IF SEG$(A$,1,3)=B$ THEN PRINT #1:A$

```

```

290 NEXT X

```

```

300 CLOSE #2

```

```

310 CLOSE #1

```

```

320 END

```

## Transporting Multiplan files

Gary Matthews of the Atlanta TI user group passes on some advice he picked up from Guy Romano, who runs Amnion Helpline. It has to do with transporting a Multiplan file from a TI99/4A to a MS-DOS machine, or another microcomputer for that matter. The following is based on his article.

As you know, Multiplan spreadsheets can be saved to disk in three basic ways: As a standard disk file; as a print file, which is an ASCII text format that looks like a spreadsheet but has no formulas associated with it; and as a SYLK file (symbolic format),

(Please turn to Page 45)

# User Notes

(Continued from Page 44)

which is an ASCII representation of the spreadsheet that includes formulas and cell formatting.

The purpose of the symbolic format is to allow the spreadsheet to be converted to a universal form that is usable by Multiplan no matter what machine is running it. That means that a Multiplan spreadsheet created on a TI99/4A could be used by another computer running Multiplan.

The actual transfer of the symbolic file from a TI to another computer brand would be done using a modem or direct connect RS232 connection that allows the transferring of ASCII (or Display) files. After the transfer, theoretically, the user of the non-TI computer should be able to run Multiplan and load the transferred file.

Unfortunately, this doesn't work. The TI Multiplan symbolic format doesn't create true ASCII files. Rather it writes the files as Internal/128. An ASCII file would be Display/128.

Romano apparently discovered this discrepancy while trying to transfer a TI Multiplan file to a Digital Equipment Corp. Rainbow computer. However, he found a fix for the problem.

Using a disk sector editor, find the second to the last byte of the first line of the file. In Hex, you will see it is an 02. Change it to 00. That will cause the file type to be converted from Int/128 to Dis/128. (It is recommended that the SYLK file be copied to a newly initialized diskette. This simplifies the process of locating the above address.) Now the symbolic file format will be in ASCII and can be transferred and loaded by another computer.

## Move command using CC manager

This tip comes from Randy's RuMor Rag bulletin board, via the Delaware Valley User Group newsletter. It will be of interest to anyone with a Cor-Comp disk controller.

(Please turn to Page 46)

## Macro assembler additions noted

We are embarrassed. Last month we published a review of the TI99/4A Macro Assembler and left out three routines used as examples. The routines were referenced in the article, and we can only hope that readers didn't spend too much time trying to find them. The review was written by John Clulow, who displayed great forbearance in the face of our error. Included below are the three routines. Please refer to the review in the July issue for more information.

### Listing 2

```
*MACRO KEY
*SET &LO, '@RAGSMK'
*SET &L1, '@RAGSCM'
*SET &L2, '@RAGSV1'
*SET &L3, 'RAGSRN'
&PO JMP $+8
&LO(2.6) DATA >DF00
&L1(2.6) DATA >FF00
&L2(2.6) DATA 0
MOVB &P1, @>B374
BLWP @RAGSCN
MOVB @>B375, &P2
CLR &P3
CLR &L2
MOVB @>B375, &L2
C &L2, &L1
JEQ &L3
DEC &P3
SZCB &LO, @>B37C
JNE &L3
INCT &P3
&L3 MOV &P3, &P3
*END
```

### Listing 3

```
THE STATEMENT:
LABEL KEY R3, R4, R5
WOULD GENERATE THE SOURCE:
LABEL JMP $+8
RAGSMK DATA >DF00
RAGSCM DATA >FF00
RAGSV1 DATA 0
MOVB R3, @>B374
BLWP @RAGSCN
MOVB @>B375, R4
CLR R5
CLR @RAGSV1
MOVB @>B375, @RAGSV1
C @RAGSV1, @RAGSCM
JEQ RAGSRN
DEC R5
SZCB @RAGSMK, @>B37C
JNE RAGSRN
INCT R5
RAGSRN MOV R5, R5
```

### Listing 1

```
DEF SCROLL
REF RAGGET, RAGDS1, RAGKIN
REF RAGSCL, RAGOPE, RABCLO
WS BSS 32
BUFFER BSS 81
PROMPT BYTE 19
SPACE TEXT ' FILE: DSK'
WINDO1 SCB TOP=0, BOT=520, LEN=40, TE, SP, ML
WINDO2 SCB TOP=680, BOT=880, LEN=40, INP=899, TE, SP
FILE DCB PAB=>OFEO, END=EDF, ERR=EOF
PDATA PAB VA, DI, SE, INP, RL=80, BU=>1000, FD=DSK1.ABCDEFGHIJ
SCROLL LWP1 WS
CLR R3
CLR R4
LI R0, >F0B1
MOVB R0, @>B3D4
SWPB R0
SETV R0
LI R0, >B7F5
SETV R0
NEXT PRINT @WINDO2, @PROMPT
INPUT @WINDO2, =12, QUIT
MOVB @SPACE, @PDATA+15, =10
LI R0, B96
SETV R0
LI R0, 15
MOV R0, R2
LI R1, PDATA+10
VDMOVE MOVB @>B800, #R1
CB #R1+, @SPACE
JEQ LENGTH
DEC R0
JNE VDMOVE
LENGTH S R0, R2
SWPB R2
MOVB R2, @PDATA+9
READ GET @FILE, @BUFFER
PRINT @WINDO1, @BUFFER
B @READ
EOF CLOSE @FILE
B @NEXT
QUIT LIM 2
LWP1 >B3E0
BLWP @0
END
```

# User Notes

(Continued from Page 45)

Apparently, the File Utilities of the CorComp disk manager include a Move command that is not documented. After selecting option 1 from the File Utilities menu, the computer loads a directory of the selected disk into memory. The directory then appears and the user may enter R, D or C to rename, delete or copy a file. Entering the letter M will result in the selected file being copied to the destination disk after which it will be deleted from the source disk. This function also is available using the DM-1000 program.

## Program changes for Axiom printer

Extended Software Company provided the following changes to its Screen/Dump program that will allow it to be used with the Axiom GP-100 TI printer (but not the Axiom GP-100 TI

II printer). The modifications were submitted in response to a Feedback item in last month's MICROpendium. As published, the changes are for the disk-based version of the screen dump program. Those with the cassette version will need to make the following line number changes:

Disk	Cassette
160	200
180	220
190	230
210	250
270	310

```

160 OPEN #1:"AXIOM.CR",OUTPU
T
180 PRINT #1:CHR$(27);CHR$(7
6);CHR$(2);! SET DISTANCE BE
TWEEN LINES
190 PRINT #1:CHR$(27);CHR$(7
0);CHR$(66);! RESETS TOF SO
YOU DON'T SKIP PERF IN MIDDLE
OF DUMP
200 FOR R=1 TO 24
210 PRINT #1:CHR$(13);CHR$(1

```

```

0);RPT$(" ",24);CHR$(27);CHR
$(71);CHR$(1);CHR$(0);
220 FOR C=1 TO 32
230 FOR GCHAR(R,C,X):: CALL
HCHAR(R,C,42):: X=X-31 :: IF
X<1 THEN X=1 :: GOTO 300
240 IF K(X,1)<>-1 THEN 300 E
LSE CALL CHARPAT(X+31,A$)
250 IF A$=B$ THEN X=1 :: GOT
O 300
260 IF A$=C$ THEN X=0 :: GOT
O 300
270 G=7 :: FOR A=15 TO 1 STE
P -2 :: B(O,G)=POS(H$,SEG$(A
$,A,1),1):: B(1,G)=POS(H$,SEG
$(A$,A+1,1),1):: G=G-1 :: NE
XT A

```

User Notes is a column of tips and ideas designed to help readers put their home computers to better use. The information provided here comes from many sources, including TI home computer user group newsletters. MICROpendium will pay \$10 for any item sent in by readers that appears in this column. Mail tips to: MICROpendium, P.O. Box 1343, Round Rock, TX 78680.

# Classified

## Software

### TEACHERS

A "family" of programs to store on diskette multiple-choice questions and answers, true-false questions and answers, and/or completion-type questions; to correct the file; to list the file; to merge files; and print multicopy tests with questions and answers in a random order. Requires X-BASIC, disk drive(s), 32K, and printer. Diskette \$14.95 pp. Charles Kirkwood, Box 1241, Clemson, SC 29633. v3,n8

### PACKAGE DEAL

Limited time only. Get BIORHYTHM, LAS VEGAS BANDIT (SLOT MACHINE PROGRAM), SPACEMATCH (LIKE THE GAME CONCENTRATION), CREATE-A-FILE (PERSONAL FILING SYSTEM) and AMORTIZE (AMORTIZATION SCHEDULE) on disk for only \$17.95 postage free. Send \$2.00 for catalog of HOME and BUSINESS software or get

free with order. ARRO-SOFT SYSTEMS, P.O. Box 1761, Edmond, OK 73083. v3,n8

### TIGERCUB SOFTWARE

Over 130 original entertainment, education and programming utility programs in BASIC and X-BASIC on cassette or disk, only \$3 each! 18 different full-disk collections just \$12 each! Descriptive catalog \$1 refundable. TIPS FROM TIGERCUB full-disk collections of 50+ programs and files from Tigercub Tips newsletters, Vol. I, II and III \$15 each, any two \$27, all three \$35, postpaid. NUTS & BOLTS (#1) and #2, full disks of 100+ utility subroutines in X-BASIC Merge format, ready to merge into your own programs, \$19.95 each, both for \$37, with documentation, postpaid. 156 Collingwood Ave., Whitehall OH 43213 v3,n8

### XB DETECTIVE

Powerful interactive memory resident Extended BASIC debugging utility. Fully menu driven. Options include list

variables, find variables, find reserved words, string search, and delete blocks of lines. Special low prices with ad! \$14.95 plus \$1.50 for shipping. Write for additional information. Textaments, 53 Center Street, Patchogue, NY 11772, (516) 475-3480. v3,n7

### ENJOY RECONCILING

Long difficult accounts with THE ROCK-ETMAN CHECKBOOK PROGRAM. \$34.95, Requires 1 disk drive, 32K and Extended BASIC. CALIFORNIA PROGRAMS, 4104 San Pablo Dam Rd., El Sobrante, Ca. 94803. 415-222-1626. Calif residents add 6.5% sales tax. Visa or Mastercard accepted. v3,n7

### DIRT CHEAP MODULES

Invaders PHM3053 or Tombstone City PHM3052 modules to build Super Cart or experiment. 1—\$2.25, 2—\$4, 4—\$7, 20—\$30. Additional quantity discounts available. Includes shipping. Mirage, 90 N.E. 159 Street, Miami, FL 33162. v3,n8

# Classified

## Software

**PROWRITER AND EPSON GRAPHICS** Character Sets and Graphic Designs (CGSD) I and II are a powerful set of graphic printing tools (which were also used to create our TI Artist Companion packages). CSGDI can be used to create user defined letterheads, greeting cards, signs and more (\$17.95). CSGDII is a complement of CSGDI and includes an awesome GRAPHIC BANNER DESIGNER (\$12.95). Three supplementary graphic packages are available which contain additional fonts and graphics for both CSGD packages. Requires disk system, 32K Extended BASIC, and either a Prowriter or Epson compatible printer (specify when ordering). Add \$1.50 for shipping. Write for additional information. Textaments, 53 Center Street, Patchogue, NY 11772, (516) 475-3480. v3,n7

### TI WRITER

New/boxed \$25.00—send check to C.R. Enterprises, Rt. 2 #17 Dearing Creek, Gladewater, Tx., 75647 (214) 845-6626 v3,n8

### ORIGINAL TI99/4A PROGRAMS:

\$5.00 or less each. Inexpensive but not cheap. Good games, educational programs, duplicate bridge scoring, checkbook management, music and much more. Send \$1 (refundable) for full description. Down Home Computer-Craft, Box 514-M, Grand Island FL 32735. v3,n7

**ATTENTION PROWRITER, EPSON COMPATIBLE and Okidata ML92/93/192/193 printers—NEW NEW NEW—SCREEN IMAGE DUMP VS2.1** is 100% assembly language and features normal and double size dumps, invert video, single keystroke dump at any time in program, start and end at any screen line, tab spacing, a module screen dump routine using your load interrupt switch, and numerous demos. For a limited time only, get a FREE label program that uses the screen dump feature to print out address labels in any

## Policy

Classified advertising is a unique feature of MICROpendium. The cost is 25 cents per word. Classified display (i.e., special formatting or graphics) is \$9 per column inch. Classified advertisements must be paid in advance. Classified advertisers may request a category under which they would like their advertisement to appear, but the final placement decision is the responsibility of the publisher.

Classified deadlines will be kept open for as long as practical. For the purpose of classified advertising deadlines, any classified ad received later than the first day of any month cannot be assured of placement in the next edition. We will do our best to include every advertisement that is submitted in the earliest possible edition.

The publisher offers no guarantee that any advertisement will be published in any particular issue. Any damages that result either from errors in copy or for failure to be included in any particular edition will be limited to the amount of the cost of the advertisement itself. The publisher reserves the right to reject any advertisement.

The advertiser may elect to publish the advertisement in subsequent editions at the same charge, payable prior to publication. The deadline for carryover classifieds is the same as for new advertising.

In submitting an ad, please indicate whether you would like a refund if it is not published in the requested edition or whether you would like us to hold it for the next edition. Cancellations and refunds cannot be made after the second day of the month.

Send classified advertising to: MICROpendium, P.O. Box 1343, Round Rock, TX 78680.

one of 5 different fonts. ALL for only \$16.95. Program requires Disk system, Memory Expansion, compatible 8 bit dot addressable graphics printer, and either Extended BASIC, Mini-Memory, or Editor/Assembler. Please specify PRINTER NAME when ordering or send for more information to DAVE ROSE, 2781 RESOR ROAD, FAIRFIELD, OHIO 45014. v3,n8

## Hardware

### FOR SALE

TI-99/4A system. Includes the following hardware and software: PEB with CorComp DSDD, TI Disk Controller, RS232, Morning Star 128K, P-Code. TI Impact Printer Signalman Mark III 300 baud modem, Specialty Services 8K card, 1 spare TEAC 55B, realtime clock, speech synth. Software: TI-Writer, Multiplan, E/A, AAEdit, Acorn 99, GRAPHX, Fastterm, Pterm 99, Advanced Diags, Explorer, 11 command modules, special multi module, over 75 DSDD disks full of software plus, over 2 years of: MICROpendium, 99er Magazine, HCM, MG Smart Programmer, plus over 100 newsletters from around the world. Approx 4 man years of technical information on the TI, including disk controller source code, RS232 source code plus much more. Re-

placement value approx \$2500.00. Asking \$1200.00 complete. Call Don Thomson (W)313-492-8319, (H)313-656-8281. v3,n7

### MYARC PERIPHERALS

Your direct source for Myarc peripheral products. 32K card, \$99.95; 128K card, \$189.95; 512K card, \$259.95; Extended BASIC II, \$74.95; 128K/XBII package, \$239.95; 512K/XBII package, \$319.95, Disk controller card, \$159.95; Quad density upgrade kit for disk controller, \$49.95; RS232card, \$79.95. Call for special prices on Myarc memory upgrades. We will meet or beat all competitor pricing! Add \$5.00 for shipping. Textaments, 53 Center Street, Patchogue, NY 11772 (516) 475-3480. v3,n7

## Miscellaneous

### HELPWARE

For TI-ARTIST PRINT OPTIONS.

A six page package of instructions and illustrations.

A time saving tool which permits accurate location of screen text to printed page. Very useful when using TI-ARTIST to enhance Banner Messages. For printed copies send \$1.50 and S.A.S.E. (4 1/8 x 9 1/2 inches) to E.M. Smith, 3506 Garden Drive, Knoxville, TN 37918. v3

# The LEADING monthly devoted to the T199/4A

## Subscription Fees

\$17 for 12 issues via domestic third class mail  
\$20.50 for 12 issues via domestic first-class mail  
\$20.50 (U.S. funds) for 12 issues Canadian or Mexican delivery  
\$23.50 (U.S. funds) for 12 issues foreign delivery via surface mail  
\$37.00 (U.S. funds) for 12 issues foreign delivery via air mail  
(Texas residents add 87 cents sales tax)

## Address Changes

Subscribers who move may have the delivery of their most recent issue(s) delayed unless MICROpendium is notified six weeks in advance of address changes. Please include your old address as it appears on your mailing label when making an address change.

## Back Issue Policy

Back issues of MICROpendium are available to subscribers only. Those wishing back issues may notify us of the issue(s) desired and include \$1.50 per issue desired in a check or money order. (U.S. and Canada; Texas residents add 5.125% sales tax.) For foreign air-mail delivery, add \$2 per issue, 50 cents per issue surface mail. All prices listed are U.S. funds.  
**OUT OF STOCK: Vol. 1, No. 2 (March 1984)**

Send me the next 12 issues of MICROpendium. I am enclosing \$ \_\_\_\_\_ in a check or money order in U.S. funds (Texas residents add 87 cents sales tax.) Mail to: MICROpendium, P.O. Box 1343, Round Rock, TX 78680

Name \_\_\_\_\_  
Address \_\_\_\_\_  
City \_\_\_\_\_  
State \_\_\_\_\_ ZIP \_\_\_\_\_

v2n7

The set of numbers on the right of your mailing label indicates the cover date of your last issue.

P.O. Box 1343, Round Rock, TX 78680

Postmaster: Forwarding and return postage guaranteed