

99'er

COVERING THE TEXAS INSTRUMENTS
BRAND OF HOME COMPUTERS



HOME COMPUTER

magazine

October, 1983

\$3.50 in U.S.A.

Do-It-Yourself
Adventure
Programming

Big Game Hunt:
Bear's Lair to
Wizard's Keep

Plots With the
Compact Computer

Assembly Language
Made Easy

LOGO-ing on an
Adventure



LAREDO

ADVENTURES & FANTASY WITH YOUR HOME COMPUTER



45894600CPD B0
CHARLES GOOD
RD BOX 647
VENEDOCIA

THE SECRETS OF PERFECT MEMORY: ONE AND ONE HALF EARTH DOLLARS

AT LAST: THE WHOLE
TRUTH ABOUT FLOPPIES.

Amazing book reveals
all!

How to keep from
brainwashing your disk
so it never loses its
memory.


How fingerprints can
actually damage disks.
Unretouched Kirlian
photographs of UFO's
(Unidentified Floppy
Objects)! The incredible
importance of making
copies: the Department
of Redundancy Depart-
ment— and what goes on
when it goes on! Power-
ful secret methods that
scientists claim can ac-
tually prevent computer
amnesia! All this, and
much more.

In short, it's an 80-
page plain-English,
graphically stunning,
pocket-sized definitive
guide to the care and
feeding of flexible disks.



For The Book, ask your
nearest computer store
that sells Elephant™
disks, and bring along
one and one half earth
dollars.

For the name of the
store, ask us.


ELEPHANT MEMORY
SYSTEMS® Marketed
exclusively by Leading
Edge Products, Inc.,
Information Systems
and Supplies Division,
55 Providence Highway,
Norwood, MA 02062. Call
toll free 1-800-343-8413.
In Massachusetts, call
collect (617) 769-8150.
Telex 951-624.



AFFORDABLE EXPANSION



Ultra-Smart RAM Module



Ultra-RAM Module

with cost-effective, versatile **Ultra-Modules**®

UPGRADE your TI99/4A the easy way to use TI LOGO*, TI EXTENDED BASIC*, TI MINI-MEMORY*, ASSEMBLERS and numerous other software packages requiring expanded data storage. Adding either of these space saving modules gives you more system capability without costly expansion extras. The daisy chain type connector achieves a simple direct plug-in installation/expansion for a compact and more portable system.

Both the ULTRA-RAM and ULTRA-SMART RAM modules emulate the 32K memory module used in the TI PERIPHERAL EXPANSION SYSTEM* (smaller 8K and 16K sizes are available upon request). All 32K BYTES of storage are software accessible. The units come as a stand alone module (DM/CM series).

The ULTRA-SMART RAM uses CMOS technology memories which provide a reliable, non-volatile back-up for power failure, data and program storage. The included battery system allows storage of information for typically over 3 years. A low battery indication is provided to accommodate easy battery replacement without loss of memory.

All Modules Feature

- ★ Shielded connector design for RFI/EMI integrity
- ★ Daisy chain compatibility with the computer's built-in connector without extra cables
- ★ Durable and attractive enclosures
- ★ State of the art design and reliability
- ★ Easy to use installation/operation manual
- ★ 90 day limited warranty

New Products available soon

- User Programmable Modules
- Ultra-Bus® Expansion System and
- MINI-MOD Expansion Modules
- RS-232 Systems

ORDER TOLL FREE!

1-800-528-6050 ask for ext. #1216
 Arizona 1-800-352-0458.
 Delivery 2-4 weeks



Ultra-RAM Module

DM-32 \$159.95

Ultra-Smart RAM Module

CM-32 \$269.95

- I need additional information; please send technical brochures.
 - Enclosed is \$5.00 for each manual on the products checked above (applicable toward purchase price).
 - Send info on Users Group quantity discounts.
- Illinois deliveries add 6% sales tax.
 Please add \$5.00 for postage for each item ordered.
- Check or M.O. enclosed.
 Charge to: VISA MASTER CARD

Account Number

Expiration date

Signature _____

Name _____

Address _____

City _____

State _____

Zip _____

*Copyright or Trademark of Texas Instruments Inc.
 ©1983 Ultracomp Systems



Ultracomp Systems
 1001 Ogden Avenue #5
 Downers Grove, IL 60515-9228



By Gary M. Kaplan
Publisher & Editor-in-Chief

Whether in football or the consumer electronics industry, there's something magical and climactic about the all-important fourth quarter. Although most of "the game" has been played by this point, it's usually in the final period that the real action takes place—the pressure plays and last-minute gambits that ultimately determine just who the winners and losers will be.

As the season changes from summer to fall, a "back to school" and "back to work" mindset takes over and sends us scurrying back to our reliable home computers in search of new indoor learning and fun. Not coincidentally, this is also the time when a lot of exciting new hardware and software products are announced and shipped. And products that have previously been announced with great fanfare finally get produced, shipped, and placed on retail shelves in time for the big Holiday buying spree. Yes, it's a time when veteran computer users add on to their systems, and myriads of shoppers catch their first case of home computer fever and join our swelling user ranks.

I think it therefore appropriate that we here at *99'er HCM* have launched our own fourth-quarter magic with this October issue's theme of Fantasy and Adventure. In our concerted effort to demonstrate that a Home Computer can do so much more than "just play games," we've not had a game cover and theme since the Volume 1, Number 4 issue nearly two years ago! It's high time, then, that we examine the role-playing fun and excitement that can be yours with this magical machine.

Fourth quarter is also the time when those of us working here alongside the beautiful Willamette River at the end of the famous Oregon Trail must start planning for blazing new trails during 1984. We've recently undergone a major cor-

"Although most of the game has been played by fourth quarter, that's usually the time when the real action takes place . . ."

porate reorganization to facilitate our rapid growth and increased levels of both reader and advertiser service. Some editorial staff whose names are

familiar to this magazine's readers—David Brader, William ("Kelly") Balthrop, and Sharyn Lyon—have assumed new responsibilities in the offices of our Corporate Research Center (CRC). Sharyn, however, will still be apportioning some of her time to serve as the magazine's Educational Editor. And although Dave and Kelly will no longer be on the magazine staff, we'll benefit from having their technical expertise close at hand. I suspect that you'll also be seeing an occasional article from this dynamic duo. Associated with Dave's move over to head up CRC, Robert Ackerman (of Compact Computer series fame) has been slated as the magazine's new Managing Editor.

Next month's issue will appear "smack in the middle" of the fourth quarter. We expect to have some very exciting product news for you at that time, when "the game" really starts to heat up. In fact, we expect it to grow progressively hotter as the days grow shorter and colder.

And as we put in more "TV time"—shared between our Home Computers and our favorite football teams—we at *99'er Home Computer Magazine* offer you solace for the harsher realities of an approaching winter with a variation on the popular commercial jingle, "If you've got the time. . . we've got the (high-tech) cheer."



HOME COMPUTER

magazine


From the inspired palette of staff artist Laredo comes a venerable wizard who has made a bold move from his usual haunts of sorcery into the world of Home Computing. His enchanted sceptre sends bolts of creative imagination into the computer. He, in return, is charged with the spirit of modern technology. In these pages we present the union of these mystical and technological worlds, and we hope that you too will be inspired by the spirit of fantasy and adventure. When it comes to Home Computing we are involved in a perpetual adventure where today's fantasy is tomorrow's reality.



C O N T E N T S

October, 1983

Vol. 2, No. 12

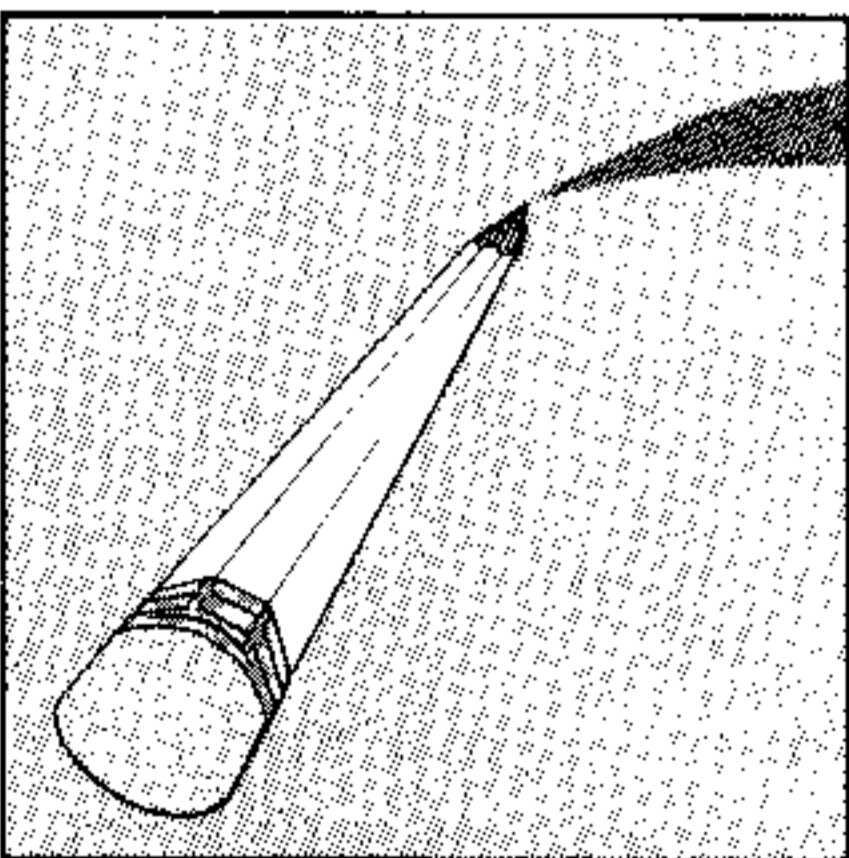


9

Desert Dilemma
by James Schwartz
Write your own adventure.

12. PicoProcessor
by Michael W. Hill
Build a computer at your keyboard.

19. Have No Fear: Assembly Language Won't Byte
by Peter Lottrup
The bogey-language demystified.



22

Make Your Mark
by Robert C. Taylor
Impractical, non-educational fun for a change.

Computer Gaming



29

No Rest for the Wicked: A Review of Zombie Mambo
by Judy Sanoian
You'll need a map and plenty of nerve.

30. Wyvern: A Review
by Erin O'Connor
Fast triple threat in Extended BASIC.

32. Gameware Buffet



32

Wizard's Keep
by Jack Kitchens
An Old Style adventure.



33

Crisly Adventure
by Robert Schenk
White-water bear hunt.

34. Les Izmore and Debug
by Laredo and Roberts
High-tech soldiers-of-fortune.


LOGO Times



53

Once Upon a Tortoise Shell
by Roger Kirchner
LOGO can adventure too.

55. Turtle Strut
by Henry Gorman, Jr.
How to strut the turtle's stuff.



62

Number Nibbler
by Anthony Falco
A customized preschool program you can "let-out" as the kids grow.

Portable Computing

67. Lots of Plots
by Robert Ackerman
Plot graphs on your CC-40.

76. Hangman
by Sharyn Lyon
Variations on the versatile classic.

81. Multiplan Medium
by Patricia Swift
Multiplan's less sober side.

4. On Screen
6. Inside 99'er
7. Letters to the Editor
31. Hall of Fame
58. Group Grapevine
58. Debugs on Display
61. Shopping Bus
75. 99'er Digest
83. Index to Advertisers

99'er HOME COMPUTER magazine

99'er Home Computer Magazine (ISSN 0745-6913) is published monthly by Emerald Valley Publishing Co., P.O. Box 5537, Eugene, OR 97405. The editorial office is located at 1500 Valley River Drive, Suite 250, Eugene, OR 97401. (Tel. 503-485-8796). Subscription rates in U.S. and its possessions are \$25 for one year, \$45 for two years, and \$63 for three years. In Canada and Mexico add \$7 per year. Other foreign countries \$43 for one year surface mail. Inquire for air delivery. Single copy price in U.S. and its possessions is \$3.50, and \$4.00 in Canada and Mexico. Foreign subscription payment should be in United States funds drawn on a U.S. bank. Second-class postage paid at Eugene, OR 97401, and Columbia, MO 65201. POSTMASTER: Send address changes to 99'er Home Computer Magazine, P.O. Box 5537, Eugene, OR 97405. Subscribers should send all correspondence about subscriptions to above address.

Address all editorial correspondence to the Editor at 99'er Home Computer Magazine, 1500 Valley River Drive, Suite 250, Eugene, OR 97401. Unacceptable manuscripts will be returned if accompanied by sufficient first class postage and self-addressed envelope. Not responsible for lost manuscripts, photos, or program media. Opinions expressed by the authors are not necessarily those of 99'er Home Computer Magazine. All mail directed to the "Letters to the Editor" column will be treated as unconditionally assigned for publication, copyright purposes, and use in any other publication or brochure, and are subject to 99'er Home Computer Magazine's unrestricted right to edit and comment. 99'er Home Computer Magazine assumes no liability for errors in articles or advertisements. Mention of products by trade name in editorial material or advertisements contained herein in no way constitutes endorsement of the product or products by 99'er Home Computer Magazine or the publisher unless explicitly stated.

Each separate contribution to this issue and the issue as a collective work. Copyright © 1983 by Emerald Valley Publishing Co. All rights reserved. Copying done for other than personal or internal reference use without the permission of Emerald Valley Publishing Co. is prohibited. Requests for special permission or bulk orders should be addressed to the publisher.

99'er Home Computer Magazine, 99'er Magazine, Home Computer Magazine, and HCM are all trademarks of Emerald Valley Publishing Co.

Texas Instruments, TI, Constant Memory, Solid State Software, Hex-bus and Command Cartridge are all trademarks of Texas Instruments, Inc.

Publisher/Editor-in-Chief Gary M. Kaplan

Managing Editor
Robert Ackerman

Associate Editor
Judy Sanoian

Features Editor
Greg Roberts

Education Editor
Sharyn Lyon

Technical Editors
G.R. Michaels
Will Schick
Patricia Swift

Manuscript Editor
Erin O'Connor

Contributing Editors
William M. Goodman
Henry Gorman, Jr.
Walter Hego
S. T. Holl

Roger Kirchner
Samuel Pincus
Steve Schwartz

Production Manager
Norman Winney, Jr.

Production & Design
Kathy Garcia
Laredo

Barbara Mickelson
Typesetting
June Gaber
Julienne Laabs

Office Manager
Pat Kaplan

Financial Manager
Bob Karau

Administration
Deborah Amity

Customer Service
Betty Bakken

Janie Cantu
Denise McGuire

Circulation & Fulfillment
Dana Cole

Arthur Hendricks
Jonnie Hernandez
Benjamin Kaplan
Michael Mason
Lyndia Tennant

Bulk Distribution
Ann Crenshaw

Michael Flagg
Coleen Nelson

Accounting
Tasanee Fry
Patana Ratanapreux

Advertising
Charisse Loritz
Carol O'Brien
Tel. 503-485-8796

INSIDE

99'er

Occult October comes in on blustery breezes, bringing the supernatural forces of the season. There's no escaping them—they're everywhere. Yes, they are even in your Home Computer! But don't be frightened—99'er HCM has temporarily tamed some of these spirits for you. Perhaps this year instead of going to Bald Mountain to dance with representatives of the dark side of the spirit world, or sitting in a pumpkin patch dutifully awaiting the arrival of the Great Pumpkin, you may choose to convene with your console, trusting these pages to guide you safely through the dominions of Fantasy and Adventure.

A fancy adventuring idea takes us to the Middle East in *Desert Dilemma*. What's that—you'd rather go to Australia? Well, that can be arranged because the story in this BASIC program is a do-it-yourself tale that you can make up anew whenever or wherever the spirit moves you.

Spirits, libations and concoctions of all kinds fall into the realm of our mystic *Multiplan Medium* this month. Yes, our sage is back with some smooth and intoxicating ways to use this versatile software for pleasure as well as business.

Our LOGO turtle gets right down to business showing young and old what his language can do in *Turtle Strut*. Then, to prove he's not "all talk and no action," this intrepid terrapin goes on a LOGO text adventure in *Once Upon a Tortoise Shell*.

Heroes are the order of the day, as you join up with *Les Izmore and DeBug* on their comic strip adventures. In their maiden voyage, Les and his clever chameleon visit Djunkiardia to save the fortune of this tiny country as well as that of a slick and slightly sleazy arcade owner.

Does this sound like a complicated plot to you? Maybe so, but the CC-40's four color printer-plotter has *Lots of Plots* to present that will delight fans of this mighty little 8-bit computer!

Two bits, four bits builds us a *PicoProcessor*—an imaginary yet instructive machine with an accompanying

BASIC program that is bound to enlighten us about the inner mysteries of what makes our computers RUN.

While you're running, how about jogging by TI with us to check out one of their educational game cartridges. *Hangman* not only helps you get the most out of this cartridge, but also shows you a way to use it at home and in the classroom. *Number Nibbler* is another program that is at home in both the classroom or the family room. This Extended BASIC tidbit will help preschoolers learn math concepts while they're having fun with familiar friends.

If you'd like some pure and simple fun with your computer, then *Make Your Mark* is what you need. This BASIC program lets you create doodles in all shapes, colors and patterns. Impress your friends with intricate designs on your CRT.

The intricate world of Super Language is clearly defined in *Have No Fear: Assembly Language Won't Byte!* This gem offers beginners an informative adventure into TI's Mini Memory cartridge.

A big game hunt will take you to the bear's lair in *Grisly Adventure*. This two-screen, BASIC game is fast-moving and challenging. Once you have shot the rapids, you'll have to shoot the bear before he gets to you. If you can keep the appropriate distance, you'll have it made!

Keeping track of your distance and direction is a must if you intend to *Escape from Wizard's Keep*. The maze is complicated, so you'll need to believe in magic or make a map if you are to succeed in this Extended BASIC fantasy.

The supernatural forces represented by these articles and our regular features are really friendly ones. So when you're considering what you are going to do for Halloween, don't forget all the places you could go and the things you could become just by sitting safe and warm next to your comfortable little computer console. It would be a treat to see what tricks you could come up with together, wouldn't it?

Until next month, have fun reading, learning and RUNNING!



Last month, the Multiplan Medium took a vacation. This month, our TI-WRITER and PLATO pedagogue are taking some time out before winter sets in, but they'll return next month.

LETTERS TO THE EDITOR

TI-WRITER transliteration

Dear Sir:

I was intrigued by your response to a letter in your July issue. In that issue you stated that TI-WRITER will access any feature of the printer which is being used. Although I am writing this with the TI-WRITER and the Epson RX-80, I have not been able to access solid underlining, superscripts, or subscripts—let alone italicized, condensed, etc! And after a call to TI Tech Support which gave a resounding "not possible," I gave up. Please share your secret!!

William Oberle
Baltimore, MD

The response from TI Tech Support seems a bit odd, because you can use any of your printer's software control codes from TI-WRITER. You can implement them using either the Special Character Mode (p. 98 of the TI-WRITER manual) or the TRANSLITERATE (.TL) command for multi-character control codes (p. 107 of the TI-WRITER manual). To insert the character which starts double-width characters on our Gemini-10 printer, for instance, we type [CTRL][U] and then [SHIFT][N]. This puts the symbol e in the TI-WRITER file. To insert the Gemini-10 control codes to start underlining, we have to transliterate those codes into a single character for the Text Formatter to read. A seldom-used character, like the accent grave ('), is good to use. The following formatting command transliterates the sequence of codes for underlining on the Gemini-10 (ESCAPE, ASCII 27; minus sign, ASCII 45; 1) into the accent grave (ASCII 96):

.TL 96:27,45,1

After this command, every time the Formatter encounters an accent grave, it recognizes that character as a format command only. It doesn't print that character; rather, it sends the ASCII characters designated in the TRANSLITERATE command to the printer.

After reading your manuals carefully, you will then have to experiment with the use of these commands in conjunction with your particular documents and your printer in order to make the best use of them.

Sorting It All Out

Dear Sir:

I would like to thank you for your fine magazine and the clearly written articles in it. I am a farmer by trade and a self-taught programmer. Having had no formal training in programming, sort routines were a total mystery to me. Mr. Doug Hapeman gets my vote for best article in your July issue for his article "Never Out of Sorts." It was a real eye opener for me.

I may have discovered the second biggest mistake TI has made (number one was the old 99/4 keyboard). I use the *Checkbook Manager* software package for my farm records. The SORT1 routine contained in this package takes an eternity to run. In looking over a listing of the program, I discovered it contained a Shell sort and a bubble sort but only used the Shell routine. This is the best choice if your entry numbers are not in order. But if you use the check number as I do, the file does not require much sorting, as the check numbers are in sequence. By adding the following five lines to the program, the bubble routine becomes available as a selection option, and the sort time can be reduced to approximately two minutes for 100 entries—instead of fifteen for the shell sort.

```
880 RESTORE 200
890 READ T1$,T2$
900 PRINT ::T1$::
910 INPUT T2$:SM
920 IF (SM<1)+(SM>2) THEN 910
```

Line 1130 must be changed to read:

```
1130 ON SM GOSUB 1190,1700
```

I don't understand why TI missed this when they altered the disk sort program to accommodate the *Checkbook Manager* package. This small change saves a lot of sorting time.

Robert Stell
Baldwinsville, NY

This is just the sort of informational letter we like to see, Robert. We're glad you decided to shell out with this program fix, but we hope you didn't burst anyone's bubble on TI's programming staff.

If readers have the inclination to make this fix, they should be sure that they keep their data files

in the same way—close to check number order. If that's not the case, the bubble sort will take much longer than the Shell sort, and they won't have gained anything.

More Sprites

Dear Sir:

While going through older issues of 99'er recently I noticed that David J. Brzuchalski, the author of "Say and Spell" (March, 1983, p. 13), complains that he spent "... several hours shading hundreds of little squares..." in order to get a magnified set of characters for his program. Here is a program in Extended BASIC which does the job. It accepts as an input a character and displays that character magnified, the defining string for the character, and the defining string for the magnified character (64 characters long). The DISPLAY AT statements in line 140 put the newly-defined characters on the screen in the same locations as a sprite called with the MAGNIFY(2) statement. The program also demonstrates a use of logical operators directly on numbers (see p. 43 of the TI Extended BASIC manual). Here is a listing:

```
100 DEF D$(X)=CHR$(3*X+6.5*(X AND
2)+48)
110 DEF CD(X$)=ASC(X$)-55+7*(ASC(X$)
AND 32)/32
120 F=0::R$=""::INPUT IS::CALL
CHARPAT(ASC(IS),J$)
130 FOR I=1+F TO 16 STEP 2::M=CD(SEG
$(J$,I,1))::R$=R$&RPT$(D$(M AND
12)/4)&D$(M AND 3),2)::NEXT I::IF F
THEN 140::F=1::GOTO 130
140 CALL CHAR(97,R$)::CALL CLEAR::
DISPLAY AT(8,7):CHR$(97)&CHR$(99)
::DISPLAY AT(9,7):CHR$(98)&CHR$(
100)
150 PRINT J$:R$::GOTO 120
```

Function D\$ returns for either 0, 1, 2 or 3 characters 0, 3, C or F respectively, i.e., hexadecimal digits which correspond to pixel sequences with a doubled number of on and off pixels. The expressions (X AND 2) have a value 2 for 0 and 1, and a value 2 for 2 and 3. The function CD returns a decimal value of a hexadecimal digit. The strange-looking expression

Continued on p. 58

Entering 99'er Programs

New readers should be aware that within the magazine's pages are found actual computer programs that you can put into your Home Computer and enjoy.

Make sure you have any special system components required by the program (e.g., the Speech Synthesizer, Extended BASIC cartridge, etc.). Then, using the console keyboard, you can type the printed

magazine listing (character for character, and line by line) into the computer's memory.

Before entering the program, connect a cassette recorder to the computer. Make sure you have two blank cassette tapes. For each 10-20 lines you type in, use SAVE CS1 to save that program segment onto one of the tapes. Alternate between the two tapes each time you save the program. Be sure to rewind to the beginning of each

tape before saving, so that you always record over and replace the shorter segment of program lines with the longer segment. By following this procedure, you'll always retain most of your work even if the lights go out or someone turns off the computer.

Double check your typing against the program listing for errors, and then have someone else check it. The most common errors are typing the letter "O" instead of the number "0" (zero)—they are not interchangeable to the computer. This is also true for the letters "l" and "1" and number "1" (one). See "Key-In Reference"

Every time you make a correction to your program, SAVE CS1 and switch the tapes. Once all the errors are corrected, you will have a good copy of the program on the last tape. Before turning off the computer, put the other cassette tape in your recorder and once again SAVE CS1. Now, if one tape gets damaged, you won't have to enter the program listing via the keyboard all over again. Have fun and happy computing.

Programming Conventions

KEY-IN REFERENCE

1	2	3	4	5	6	7	8	9	0	!	@	#	\$	%	^	&	*	()	=	+	-	.	/	:	;'

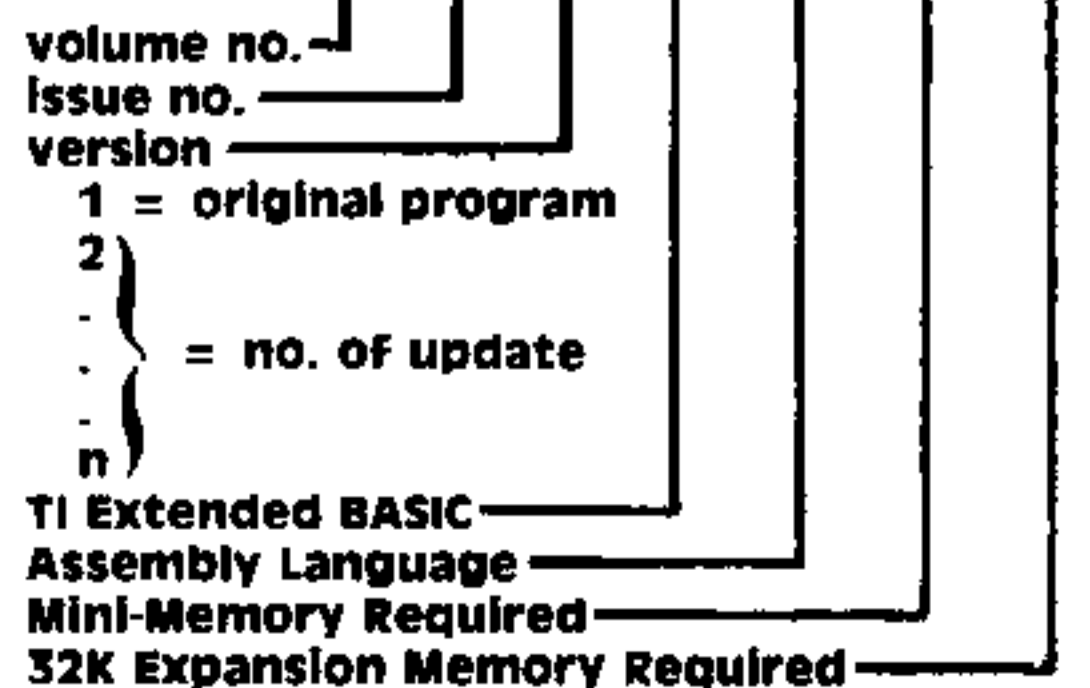
⏏ = End of Program or Article

compu-prestidigitation

(kóm-pū-prĕš-tĕh-dĭ-jĕh-tā-shŭn) —n. 1. The magical quality of unexpected comprehension that results from presenting technical information about computers in a lively, entertaining, visually attractive and easy-to-understand format. 2. The magical tricks that make a computer sing, dance, and do all sorts of wonderfully useful things.

99'ER VERSION

2 . 12 . 1 . XB AL MM EM





TI's Home Computer. The one that can grow with you.

No other home computer in this price range gives you more features, more ability to expand, or more fun.

Instantly useful. A true family computer. Only Texas Instruments gives you a choice of more than 80 Solid State Software™ cartridges. Programs for education. Information management. Entertainment. Computer programming. Finance. Word processing. And many more. Just plug them into your TI-99/4A Home Computer and you're ready to go.

Grows with you. Then, when you're ready to do more, you'll discover how easily your TI-99/4A Home Computer can expand with low-cost peripherals. Plug in more

memory. Add disk drive or cassette storage, telecommunications, a speech synthesizer, or printer. It's the kind of flexibility you only expect in computers costing much, much more.

With an expanded system, you'll be able to use our more than 1300

diskette- and cassette-based programs. Take advantage of advanced languages. Get more programming flexibility. Or, connect to the outside world for weather forecasts, Dow Jones reports, even shop at home electronically.

Compare. Feature for feature, TI gives you more now. And more to grow with. Ask your TI dealer for information or call (800) 858-4565.



Creating useful products
and services for you.



TEXAS INSTRUMENTS

Copyright ©1983 Texas Instruments

DESERT DILEMMA

A Do-It-Yourself Adventure

by James Schwartz

96 Wadsworth Ave.
Avon, NY 14414

Recently a new genre of literature has appeared in paperback. This new form lets readers decide, to a limited extent, how the story will turn out. It does this by using a technique very familiar to computer programmers. The reader reaches a point in the story where there are two alternatives. ("Should Joe look inside the cave or should he keep going?") The reader makes a choice and is directed to the page on which to continue reading.

This new form of story seems tailor-made for home computers. With the application of these underlying ideas, we can begin to explore the field of computerized participatory literature.

The purpose of this article is to show how to create a participatory story. The program provided and the instruction given here will focus on text-only stories. Future articles will take up stories incorporating graphics and sound. The program used here is structured for user-written stories. The *Desert Dilemma* is offered as a sample of what can be done.

The major task of the program is to present text which gives the reader a choice of action. The reader's choice leads to more text and choices resulting from the specified action. (In this type of program it is essential to write the entire story including all possible plots and endings, before starting to program.)

The heart of the program is in lines 160 to 420, which search through string data to find and present specific sections of the story. The input statement (used with a null prompt to suppress the question mark) on line 230 receives directions from the reader. Line 270 then reads a string from the data list, and line 280 determines whether that string matches the input string. (The title of each story section is stored immediately ahead of its text segment, and it acts as an index for locating correct text.) When the match is located, lines 340 through 370 read and print the entire text of the appropriate story segment. The end of a story segment is marked by 000 in the data list. When the 000 code is reached, control returns to the input statement and the process repeats.

Some segments are story endings. When an ending is reached, control should not be sent back to the "listen and test" routine. The XXX string in the data list signals a story ending. When this string is reached, the program executes the end routine on lines 460 to 540.

The very last string stored in the data list is ERR. This string will never be reached unless the user has input a word that is



not one of the story segment titles. If this error does occur, line 290 will transfer control to the error message sequence on lines 420 to 450.

As the story progresses, the program should prevent illogical jumps to previous story segments. In this program, line 310 stores each used story segment title in an array (USED\$). Each time the user enters a choice of action, lines 240 to 260 test to see if that story title has been used before. If so, the error sequence is activated.

For each story ending, an opportunity is provided to begin again. If this choice is taken, it is necessary to empty the USED\$ array before beginning again. The loop in lines 510 to 530 accomplishes this.

Do-It-Yourself

Because the greatest value of this program is its ability to present an infinite number of user-written stories, let's look at the method for putting a new story into the program. The data statements beginning at line 660 are the key to this.

Each data statement contains up to four lines of text to be presented on the screen. Each line of text is considered as one element of data and is therefore read as a unit. Because of this, it is necessary to limit each unit of

data to 30 characters in order to avoid undesirable screen wrapping.

Typically, each segment of this story has a one-word title. A prompt puts this title on the screen when the preceding story segment is presented. This title is also included in the data list, and as explained earlier, acts as an index for the program to locate appropriate segments.

"The job of creating a story need not be a project for the individual, but may be a perfect task for groups."

Finally, each story segment must be followed by the code string 000 to signal the end of the segment. Furthermore, if the segment is also a story ending, the 000 must be followed by XXX.

At this point, we should note that the story introduction requires different handling from the story segments. The program should display this initial screen whenever the program runs. For this reason, the initial screen uses PRINT statements in a subroutine on lines 550 to 650.

Now we are ready to build an actual story segment into the program. We've already composed the story segment itself on

EDUCATION+GAMES+UTILITIES
CHALLENGING SOFTWARE
EXCITING GRAPHICS & SPEECH

- Burger Hunt** Chase thru space in search of the elusive burgers **\$19.95** (1-2 player)
- Tag Runner** Catch your opponent as you chase thru the poison garden **\$19.95** (2 player)
- Utility 1** Sprite encoder; speech decoder; hex-decimal decoder + much more **\$29.95**
- Intro to Pre-School Learning** Learn shapes, body parts, the alphabet & numbers **\$19.95**
- Elem Reading & Spelling Skills** Introduces letter sounds, builds words & sentences (speech required) **\$23.95** 5 levels/each level **\$99.95** 5 level packet
- Elementary Math Skills** Number identification & counting thru +, -, x, ÷ **\$23.95** 5 levels/each level **\$99.95** 5 level packet
- X Basic required ● Speech optional
 Specify cassette or disk ● Dealer inquiries welcome
- Coming soon! Machine Language Programs*
 To order send check or money order — Brochure upon request



10175 SW Barbur Blvd.
 Suite 300B
 Portland, OR 97219



Star Design Systems

STAR DESIGN SYSTEMS of Portland, Oregon is offering a complete line of fine furniture for your office or home.

All our furniture is totally knock down for convenient shipment directly to you and easily assembled with an allen wrench (included) and screwdriver.

Our furniture is offered in a plastic laminate finish in four distinct colors with color coordinated non-chip edges or in oak or walnut veneers with solid wood edges, stained respectively in a Golden Oak or Dark Walnut with a Tung Oil finish.

We use only the finest materials available and pride ourselves in workmanship and quality of our furniture.

Plastic laminate colors: Finnish Oak, Desert Beige and Walnut with Dark Brown edging and Fog Grey with Black edging.

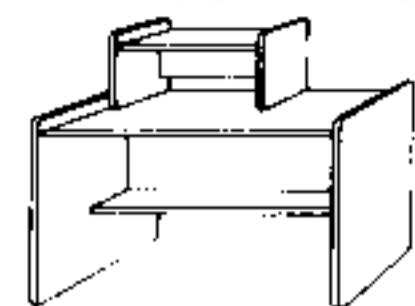
When ordering please state plastic laminate or wood, unit desired, color, quantity and price. When ordering drawer unit please state left or right side mounting.

Please allow 4 to 6 weeks for delivery. All prices include freight. Dealer inquiries welcome.

To purchase send cashiers check or money order, or for more information write or call:

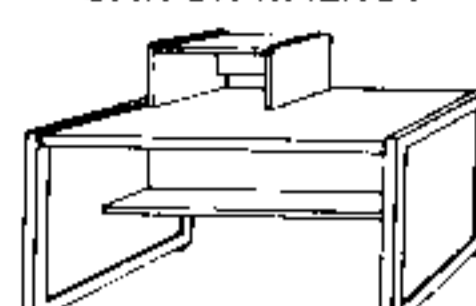
STAR DESIGN SYSTEMS
 344 N.E. 28th St. • Portland, OR 97232
 (503) 232-1564

PLASTIC LAMINATE

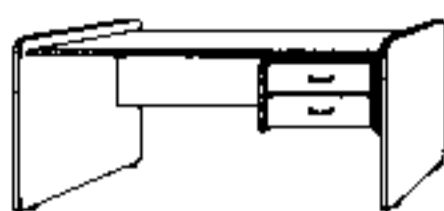


Computer Desk - \$185.00
 26"H x 24"D x 42"W
 Monitor Stand - 35.00
 9"H x 12"D x 22"W

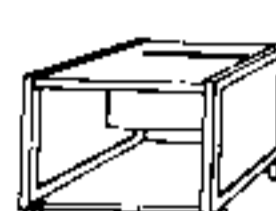
OAK OR WALNUT



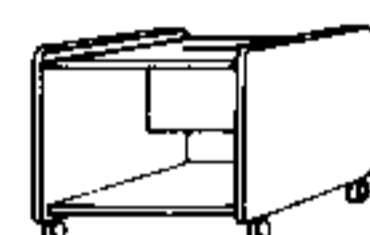
Computer Desk - \$245.00
 26"H x 24"D x 42"W
 Monitor Stand - 45.00
 9"H x 12"D x 22"W



Computer Desk - \$195.00
 26"H x 24"D x 48"W
 Drawer Unit - 85.00
 Left or Right Mounting
 12"H x 16"D x 14"W



Printer Table - \$235.00
 Front or Rear Loading
 23"H x 24"D x 29"W



Printer Table - \$175.00
 Front or Rear Loading
 23"H x 24"D x 29"W

paper and given it a one-word title/index. Next, beginning on line 660, we write a DATA statement, which holds the title and the first three lines of text separated by commas. (In writing these data lists it is important to note that each DATA statement holds no more than 105 characters. If only part of a line of text fits on the end of a data statement, it is better to remove that partial line and use a new DATA statement. This prevents unwanted wrapping of text.) We continue writing text lines in data statements in this way until the end of the story segment is reached. At that point, we insert the code 000 to finish this segment.

We can immediately follow the 000 code with the next story title and story segment. This process would then continue until we'd written the entire story. Each story ending must be coded with XXX after the 000 which signals the end of the segment. The ERR code must be placed at the very end of the last data statement.

Who Writes the Story?

Some users may hesitate at the prospect of creating an original story with alternative plots and endings. This is where, with some imagination, a group of friends can have some fun. The job of creating a story need not be a project for the individual, but may be a perfect task for groups. Computer user groups, school classes, party groups, and clubs of all kinds can make up adventures.

The group leader or teacher could write a story introduction and present it to the others. This introduction leads to some sort

of choice of action. The group then splits in two, with each subgroup working together on one of the branches of the story. When each subgroup has completed one story segment, it should split again to pursue each new sub-branch. This splitting and writing process should continue until each individual in the group has written a unique story ending.

"Computer user groups, school classes, party groups, and clubs of all kinds can make up adventures."

In most groups an entire adventure can be created in less than forty-five minutes. In this writing method, no one knows very much of the total adventure, so all participants can enjoy the twists and turns of plot.

Extending The Concepts

With the program and ideas presented here, participants in the Home Computer Revolution can enjoy the excitement of creating a new form with the computer. In addition, these concepts will provide a springboard for more refined methods of generating stories. Perhaps someone who has never written a story will experience the joy of seeing a new story take shape. In all these possibilities, computer explorers will be learning more about what makes their computers "click."

Line Nos.	Program header.
100-150	Initialize.
160-180	Story beginning subroutine.
220-310	Listen and test reader input.
320-380	Reads and prints each story segment.
390	To story ending subroutine.
400-410	Reads input.
420-450	Error subroutine.
460-500	Story ending subroutine.
510-540	Begin again.
550-1310	Data statements for the story.
1320	End.

```

110 REM *****
110 REM * DO IT YOURSELF *
120 REM * ADVENTURE *
130 REM *****
140 REM BY JAMES SCHWARTZ
150 REM 99ER VERSION 2.12.1
160 REM => INITIALIZE
170 DIM USED$(20)
180 X=1
190 REM => STORY BEGINNING
200 CALL CLEAR
210 GOSUB 550
220 REM => LISTEN AND TEST
230 INPUT " :AS
240 FOR I=1 TO X
250 IF AS=USED$(I) THEN 420
260 NEXT I
270 READ B$
280 IF AS=B$ THEN 310
290 IF B$="ERR" THEN 420
300 GOTO 270
310 USED$(X)=AS
320 CALL CLEAR
330 X=X+1
340 READ C$
350 IF C$="000" THEN 380
360 PRINT C$
370 GOTO 340

380 READ D$
390 IF D$="XXX" THEN 460
400 RESTORE
410 GOTO 230
420 REM => ERROR
430 PRINT "SOMETHING IS WRONG. T
RY AGAIN"
440 RESTORE
450 GOTO 230
460 REM => ENDING
470 PRINT
480 INPUT "TRY AGAIN?":X$
490 IF X$<>"Y" THEN 1320
500 RESTORE
510 FOR I=1 TO X
520 USED$(I)=" "
530 NEXT I
540 GOTO 160
550 REM => FIRST SCREEN
560 PRINT "*****"
570 PRINT " * DESERT DILEMMA * "
580 PRINT "*****"
590 PRINT " :
600 PRINT "ZAHRAH HAS JUST RETU
RNE D": "FROM A MORNING AT TH
E WELL.": "SHE HAS BEEN TELL
ING YOU": "ABOUT A CONVER-
```

Continued on p. 48



One company has sold more printers
to this planet than anybody.

Epson.

By now, that shouldn't come as any surprise. After all, we *invented* digital printers for the 1964 Tokyo Olympics.

Since then, we've built more print mechanisms than the rest of the world combined. Including the world's smallest printers, the world's most reliable printers and the world's first disposable print head.



And today we are proud — but not surprised — to say that the world's best selling printers for small computers have the Epson name right on the front.

But the really amazing fact about Epson printers is this: they don't cost any more than other printers. In fact, they

frequently cost less.

Here's how we got to be the world's best-selling printers: by building a quality product, by pricing it fairly and by standing behind it. That's the way we've done business for almost 20 years.

Only one printer can claim to be "number one." And measured by popular acceptance, by technological innovation, by honest-to-goodness value, not to mention sheer weight of numbers, that printer is Epson.

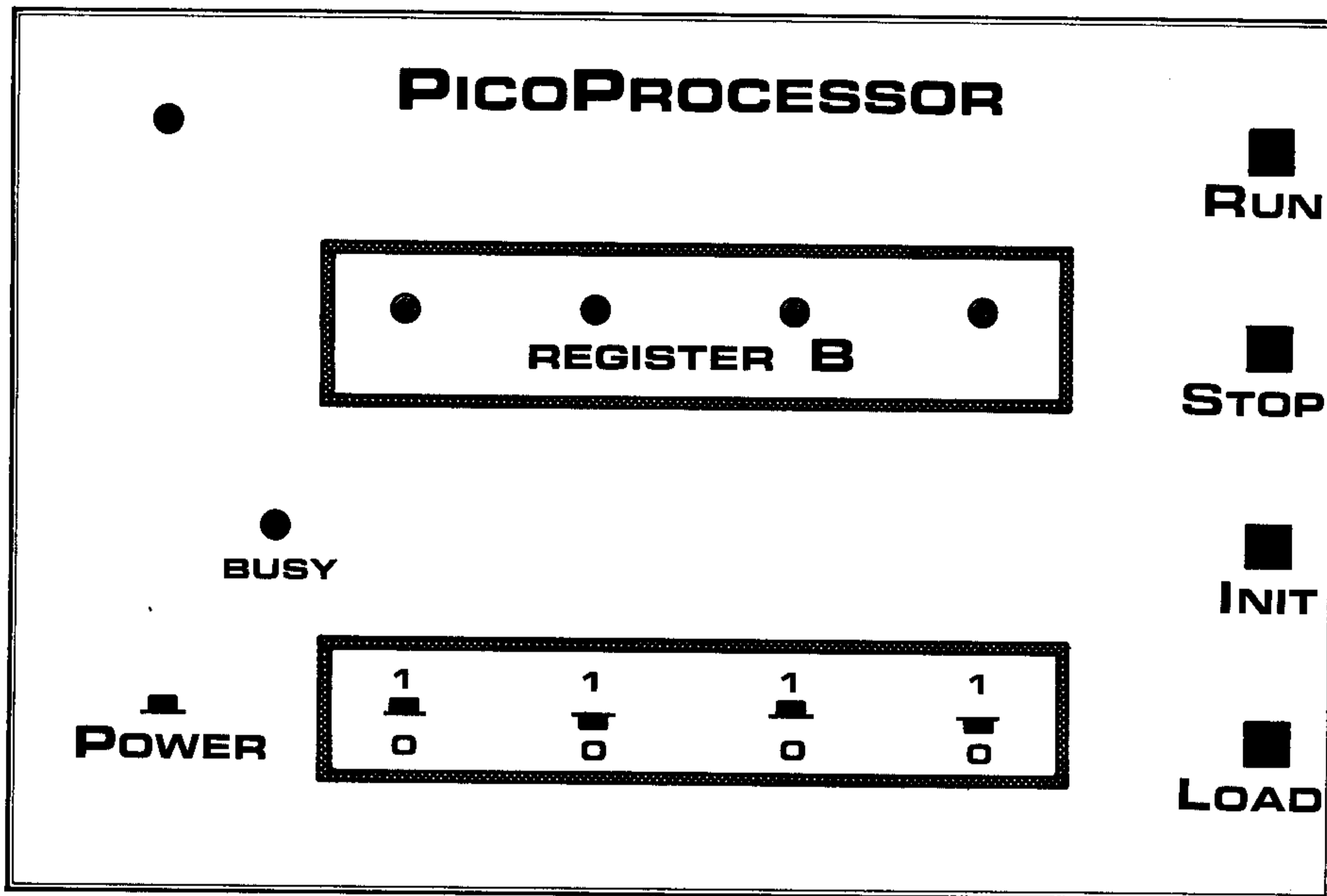


New Epson RX and FX dot matrix printers. At computer stores now.

*Number One.
And built like it.*

EPSON
EPSON AMERICA, INC.
3415 Kashiwa Street
Torrance, CA 90505

Please call (800) 421-5426 for the dealer nearest you. In California, (213) 539-9140.



A 4-Bit Micro Emulator

by Michael W. Hill

403 4th Avenue
Opelika, AL 36801

If you're like most 99/4A owners, you've heard about the powers of machine language and assembly language programming: awesome speed, dazzling high-resolution graphics, and ultimate flexibility. But you may hesitate to try machine/assembly language programming because of the extra costs of equipping the 99/4A (minimum requirement: the Mini Memory Command Cartridge). Besides, it looks pretty complicated, and the instructional material you've seen seems geared to the budding computer scientist.

Take heart! For just the time it takes to type in *Microemulator*, the BASIC program listed here, your 99/4A can run machine language programs. No modules, expansion boxes, or floppy disks required!

We'll find our way by studying a simplified hypothetical computer called Picoprocessor.* It is patterned after the Altair 8080, the hobbyist's state-of-the-art machine only a few years ago, and still found in university computer science departments. The model we put up on the screen will help us to see how machine language and assembly language work, and how they're related. We'll become familiar with basic terms and concepts associated with machine/assembly programming. And we'll use machine language instructions to write simple programs. *Microemulator* won't make you an expert in 9900 Assembly Language, of course, but it will give you the confidence to tackle TI's Editor-Assembler Manual and more advanced Super Language articles in *99'er HCM*.

Picoprocessor is a 4-bit, bus-oriented system. It has two registers named A and B (which are 4-digit binary counters) and

a program counter (also a 4-digit binary counter) which addresses the program memory (RAM). The program counter can hold any one of 16 different numbers, so it can address 16 memory locations. Remember we said Picoprocessor was a 4-bit machine? This means its CPU can handle binary numbers that are four digits long (e.g., 1011). Accordingly, its program memory can hold one four-digit (4-bit) binary number at each memory location. So there are four bits of memory at each of 16 memory locations (also called *addresses*). Because a four-bit binary number is called a *nybble*, Picoprocessor is said to have a 16-nybble memory. Two nybbles equal one *byte*, so we can also say Picoprocessor has 8 bytes of RAM. This is 1/2048th of the RAM in your 99/4A!

Table 1		
Binary	Decimal	Hexadecimal
0000	0	0
0001	1	1
0010	2	2
0011	3	3
0100	4	4
0101	5	5
0110	6	6
0111	7	7
1000	8	8
1001	9	9
1010	10	A
1011	11	B
1100	12	C
1101	13	D
1110	14	E
1111	15	F

*Picoprocessor is similar in function to an imaginary computer, called PIP-2, outlined by Forrest M. Mims in the 1981 Electronic Experimenter's Handbook (Ziff-Davis). PIP-2 was a simplified version of PIP-1, another hypothetical machine described in Understanding Digital Computers (Texas Instruments Learning Center).

Think of it— THIS 4-MINUTE QUESTIONNAIRE CAN ACTUALLY IMPACT THE HOME COMPUTER REVOLUTION!!!

FOR ALL READERS

1. Are you presently a subscriber? Yes No
2. If not, do you intend to become one within the next 3 months? Yes No
3. If not a subscriber, where did you get your copy? Newsstand Supermarket Bookstore Airport Users group Computer store Chain/department store Borrowed from friend Other place
4. What category of articles do you enjoy the most? BASIC programming tutorials System tutorials Photo features & news items Game programs Education programs Utility programs Product reviews LOGO articles
5. How much total time do you spend with each issue? Less than 2 hours 2-4 hours 5-7 hours 8-10 hours 11-13 hours over 14 hours
6. How many other computer-related magazines do you currently read? None 1 2-4 5 or more
7. Are you Male Female Under 16 years of age 16-20 21-25 26-30 31-35 36-40 41-50 over 50
8. Are you a student? Yes No
9. What is your annual household income? Under \$5000 \$5000-\$9999 \$10,000-\$14,999 \$15,000-\$19,999 \$20,000-\$24,999 \$25,000-\$30,000 over \$30,000
10. What is your ZIP code?

FOR READERS WHO DON'T YET HAVE A TI COMPUTER

1. Do you intend to buy a TI computer? No Yes (within 3 months) Yes (within 3-6 months) Yes (within 6-12 months)
2. Which do you think you'll purchase? TI-99/4A Home Computer Compact Computer 40
3. What do you anticipate your primary use of a TI computer will be? Entertainment Education Computer literacy Household management Job-related homework Business Professional use

FOR PRESENT TEXAS INSTRUMENTS COMPUTER USERS


1. Which system(s) do you currently own? 99/4 99/4A CC-40
2. What was your primary reason for buying it? Entertainment Education Computer literacy Household management Job-related homework Business Professional use
3. What was your primary reason for buying the Texas Instruments brand? Company name/reputation Features for the money 16-bit microprocessor Convinced by friends/relatives Ease of use Prior use in course or "Advantage Club"
4. Which additional TI computer are you likely to purchase within the next 6 months? None 99/4A CC-40
5. What peripherals do you currently use? Cassette recorder Disk controller & drive(s) Peripheral Expansion Box RS232 32K Memory Expansion TV B/W monitor Color Monitor Speech Synthesizer Joysticks Printer Modem p-Code Card Hex-bus Adapter Wafertape Drive
6. Put a CIRCLE around the above peripheral you are most likely to buy within the next 6 months.
7. Mark all TI language software you own or plan to buy within 6 months. Extended BASIC 99/4A Editor/Assembler UCSD Pascal LOGO Forth Mini Memory Pilot CC-40 Editor/Assembler
8. How much money do you expect to spend within the next 12 months on your computer system?
 Software..... None less than \$30 \$30-50 \$51-100 \$101-250 over \$250
 Peripherals..... None less than \$50 \$50-100 \$101-250 \$251-500 over \$500
 Books..... None less than \$10 \$10-25 \$26-50 over \$50
 Blank tapes & disks..... None less than \$15 \$15-35 \$36-75 over \$75
 Furniture, dust covers, & accessories... None less than \$25 \$25-100 over \$100
9. How many software CARTRIDGES do you expect to purchase within the next 12 months?
 None 1-3 4-7 8-12 over 12
10. What % of the above CARTRIDGES will be for entertainment? 0% less than 25% 25-50% 51-75% 76-100%
11. Circle above what % of the CARTRIDGES will be for education.
12. Have you purchased from any of our advertisers in the magazine within the last 6 months?
 No Yes, Software Yes, Peripherals Yes, Books Yes, Blank tapes & disks Yes, Furniture, dust covers & accessories
13. About how much money have you spent on the above purchases?
 less than \$25 \$25-50 \$51-100 \$101-250 \$251-500 \$501-1000 over \$1000
14. On the average, about how many program listings in each issue do you key into your computer and use? None 1 2 or 3 4 or more

THANK YOU

PLEASE HELP

PLEASE HELP

Detach, fold and mail. See other side for instructions. IF YOU HAVE ALREADY ANSWERED OUR QUESTIONNAIRE... Please check here and simply return your B.A.R.C. BACK selection.



B.A.R.C.* BACK

*(Best Article—Reader's Choice)

Let us know what you like by voting for your favorite article or program in this issue. The winning author will receive a bonus of \$100.00

October, 1983

Page	Article	Author	Page	Article	Author
<input type="checkbox"/> 9	Desert Dilemma	Schwartz	<input type="checkbox"/> 34	Les Izmore and Debug	Laredo and Roberts
<input type="checkbox"/> 12	PicoProcessor	Hill	<input type="checkbox"/> 53	Once Upon a Tortoise Shell	Kirchner
<input type="checkbox"/> 19	Have No Fear: Assembly Language Won't Byte	Lottrup	<input type="checkbox"/> 55	Turtle Strut	Gorman
<input type="checkbox"/> 22	Make Your Mark	Taylor	<input type="checkbox"/> 62	Number Nibbler	Falco
<input type="checkbox"/> 32	Wizard's Keep	Kitchens	<input type="checkbox"/> 67	Lots of Plots	Ackerman
<input type="checkbox"/> 33	Grisly Adventure	Schenk	<input type="checkbox"/> 81	Multiplan Medium	Swift

Glossary

Address: The number used to indicate a particular memory location. "To address" means to select a memory location in order to store, retrieve or manipulate its contents.

Assembler: A computer program which translates mnemonics into machine language opcodes.

Assembly Language: A language in which programs are entered into the computer as mnemonics and data, with each mnemonic and data item being associated with a particular memory location (as BASIC operations are associated with line numbers.) An assembler translates this listing into the equivalent machine language program, which can then be **SAVED** and **RUN**.

Bit: A one-digit binary number (either 1 or 0.)

Bus: A group of parallel wires (or other conductors) used to carry information between various sections of the computer, in much the same way as a freeway permits people to drive side by side.

Byte: An eight-digit binary number; eight bits.

Chip: An integrated circuit (IC).

Counter: Electronic circuit which counts pulses of electricity and outputs the running total, often as a binary number. Some counters are pre-settable which means they can be used to store a binary number directly.

CPU: Central Processor Unit; the section of a computer which controls the processing of instructions, performs arithmetic, and coordinates the overall activities of the machine.

Crash: A condition in which a computer "locks up"—will not respond to its keyboard—and displays gibberish on its screen. This usually occurs because a faulty machine language program has been run. This is only a software problem, so it cannot harm the computer.

Emulator: A program which enables one computer to imitate or mimic a different type of machine.

Front Panel: An input/output device which uses hardware (switches, lights, logic circuits, etc.)—rather than a keyboard, video displays, and monitor software—for communication between operator and computer. While primitive, it allows very direct control over the machine.

IC: Integrated Circuit; one or more complex electronic circuits built on a tiny sliver or "chip" of silicon.

Instruction: A statement which tells the CPU to perform a specific operation.

Instruction Set: All the instructions which a CPU understands. Different types of microprocessor CPU's have different instruction sets.

LED: Light Emitting Diode; a solid-state component which glows when power is applied to it. There is a LED next to the on/off switch of your 99/4A. Bicolor LEDs can be made to glow in either of two colors.

Machine Language: The only language a computer understands directly. Machine language programs consist of binary numbers representing instructions and data, with each number being associated with a memory location.

Memory Location: Computer memories are divided into small chunks or locations. Each location may hold one number—a byte in the case of the 99/4. In order for us to be able to tell the computer where to store a particular number (or where to retrieve it from), each chunk or location is assigned a unique identifying number called its address.

Microprocessor: An IC which contains the essential parts of a simple CPU. Microcomputers are built around microprocessor CPU's, and often use other microprocessors to operate the display, generate sounds, etc.

Mnemonic: An alphanumeric "abbreviation" for a specific computer instruction. Mnemonics symbolize opcodes and are used by programmers because they're easier to remember than numbers.

Nybble: A four-digit binary number; four bits; half a byte.

Opcode: An Operation Code is a number which represents a particular instruction to the CPU.

Picoprocessor: A make-believe microcomputer. Not a very powerful machine, but you can't beat the price!

Program Counter: Circuit (often part of the microprocessor) which sequentially addresses memory locations to permit loading each program step in order. When a program is running, the program counter addresses each step in memory, in the proper order, for use by the CPU.

RAM: Random Access Memory consists of circuitry used to electrically store binary numbers, which can later be retrieved or changed. RAM contents are erased when power is removed.

Register: A circuit used to store a binary number temporarily; often part of the microprocessor.

Toggle Switch: Mechanical device like a common light switch. One toggle switch turns Picoprocessor on and off while others are used to enter programs and data.

We've talked a lot about binary numbers, so let's look at some. Don't worry, you won't have to do any high-powered math—just use Table 1.

Like the TMS9900 (which is the CPU in your 99/4A) and every other microprocessor, Picoprocessor's CPU understands only certain *instructions* built in by the people who manufacture it. All the instructions which a microprocessor understands make up its *instruction set*. Picoprocessor's instruction set is contained in Table 2.

The *opcodes* (short for operation codes) in Table 2 are what the CPU actually reads and understands; the *mnemonics* listed are just memory aids to help us human programmers! The machine reads the opcodes in their binary form, but people sometimes use the hexadecimal (Hex) form. Take a few minutes now to complete Table 2 by adding the hexadecimal opcodes (Use Table 1 to translate the binary opcodes). Finished? Now let's look at each instruction in more detail.

ADD adds the numbers in Registers A and B and stores the sum in Register A. One minor complication—both registers are 4-digit binary counters, so the biggest number either can hold is 15 (decimal) or 1111 (binary). If the sum of A and B is more than 15 (decimal), the register recycles. Example: 15 + 1 becomes 0 (or 1111 + 0001 becomes 0000). What would 10 + 10 (or 1010 + 1010) be? Think of a car's odometer which "rolls over" at 99,999.9.

HLT, stops the program and returns Picoprocessor to its "command mode." Always make HLT the last instruction in your program on Microemulator.

JMP tells the machine to "go to" the address listed in the nybble following it and continue executing the program from that point. Again, the number at the address following JMP is *not* an opcode, but instead a number representing *another address*.

LDA tells the machine to get the number at the next address and put it in Register A. Notice this means that the number at the address following the LDA is *not* an opcode—just a number.

Mnemonic	Instruction	Opcode	
		Binary	Hex
ADD	Add A and B; put sum in A	0010	_____
HLT	Halt program execution	1111	_____
JMP <i>address</i>	Jump	0100 xxxx	_____
LDA <i>nybble</i>	Load A Register with next nybble	0001 xxxx	_____
MOV	Move A to B; save A	1000	_____
NOP	No operation	0011	_____

PROCESSOR FOR THE TEXAS INSTRUMENTS 99/4A

Morning Star Software introduces the CP/M Processor for the TI-99/4A. Now the advantages of the most accepted business programs are yours. With the CP/M Processor, your TI-99/4A is ready to enter the business world.

The Morning Star Software CP/M Processor fits into your peripheral expansion system like any expansion card. It's as simple as that. Once the CP/M Processor is activated, you have all the advantages of two processors: The CP/M Processor handles all the program computations, while the TI Processor channels the information to the screen, disks and printers. This gives you the flexibility you've always wanted.

CP/M is the industry standard business format for computers today. CP/M offers you the

advantage of working with programs that were designed to meet the needs of the professional business world. Powerful commands, time saving functions and proven methods are the result.

The CP/M Processor by Morning Star is built to take advantage of both the TI computer and CP/M technology. The CP/M Processor contains a 5MHz 8085 CPU which, with the 16-bit TI-9900 CPU, translates to tremendous processing power. Your TI-99/4A combined with the CP/M processor becomes a true business tool at a fraction of the expense of a new computer system.

**THE MORNING
STAR CP/M
PROCESSOR** **\$595**

- Needs no modifications to the TI 99/4A system.
- 64K RAM, 8K ROM.
- Makes additional use of the TI 32K memory expansion.
- Supplemental installation and usage manual included.
- Contains sufficient memory for virtually all programs.
- Compatible with TI-99/4A storage diskettes.
- Provides 60K transient program area.
- Fully burned-in and test cycled to ensure reliability.
- Fully shielded and protective metal enclosure.
- Ultra-reliable gold connector assembly.
- No chip sockets for better reliability.
- 90-day warranty.
- CP/M disk-based operating system included.
- Digital Research™ CP/M user's manual included.
- Access to more than 10,000 commercially available software packages.

PERSONAL PEARL™ Data-Base Manager

Now easily create data systems for business, accounting, marketing, office management, education, and more. A complete users manual, tutorial disk and screen menu guides even novices through the most sophisticated data base manager available. Unlimited files, forms and reports can be created. **Info World** reported "Personal Pearl offers you the strongest, easiest to use data-base manager I have seen at any price".

\$295

THE RANDOM HOUSE PROOF READER

20,000 word Random House dictionary. Displays spelling errors in context and can make spelling suggestions. You edit the word. Corrections are automatically checked and substituted into the document. File new words into the dictionary with a keystroke. Offer good thru Nov. 30, 1983.

\$50

CBASIC® INTERPRETER

The language of choice for many CP/M compatible software packages. This brings you a variety of established and time tested applications and allows you to write your own CP/M compatible programs.

\$150

BUSINESS MASTER® PLUS

A comprehensive business package designed to meet the needs of leading businesses. The package of 10 diskettes includes General Ledger, Payroll, Fixed Assets Accounting, Accounts Receivable, Accounts Payable, Inventory, and Mailing List programs. Requires CBASIC interpreter.

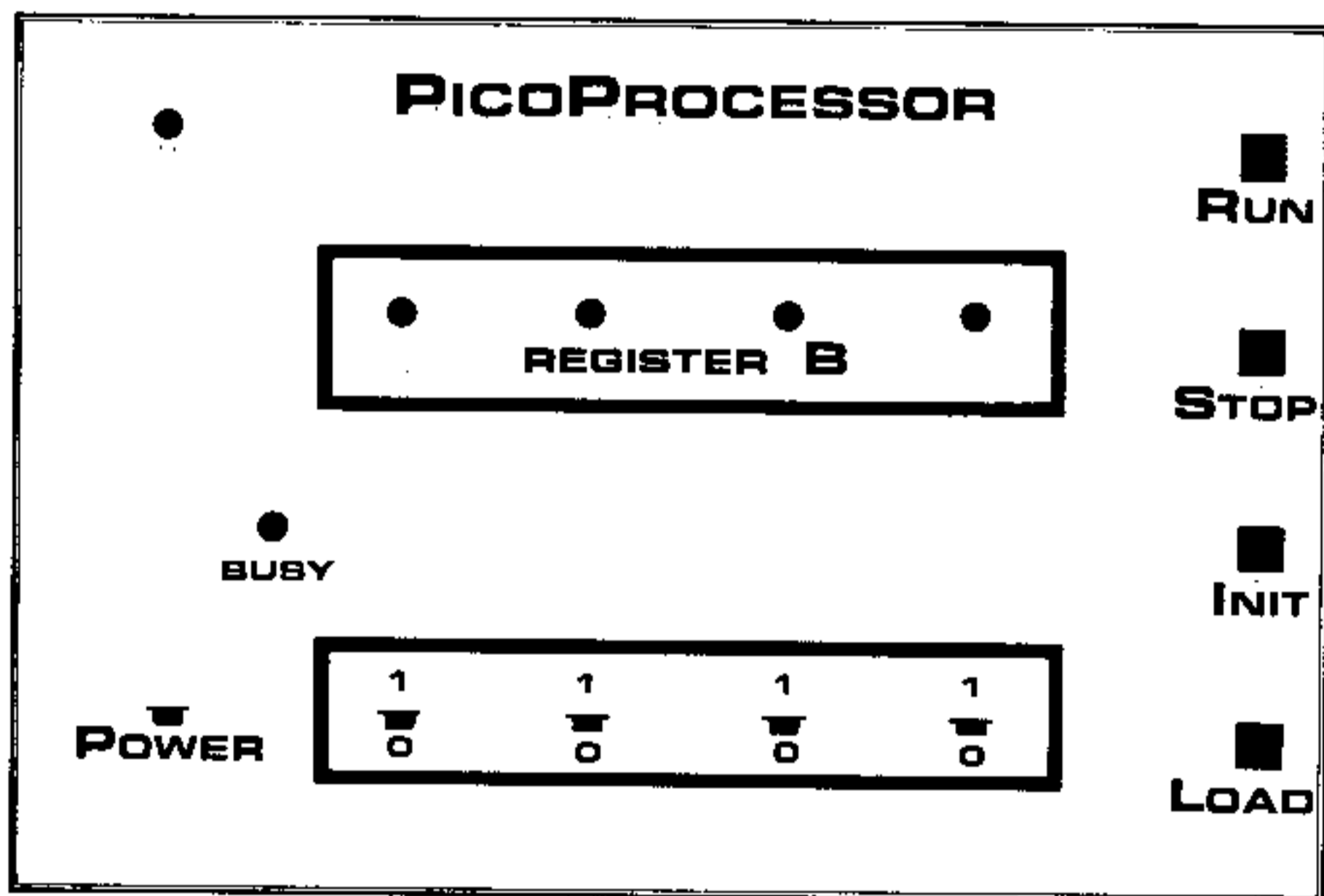
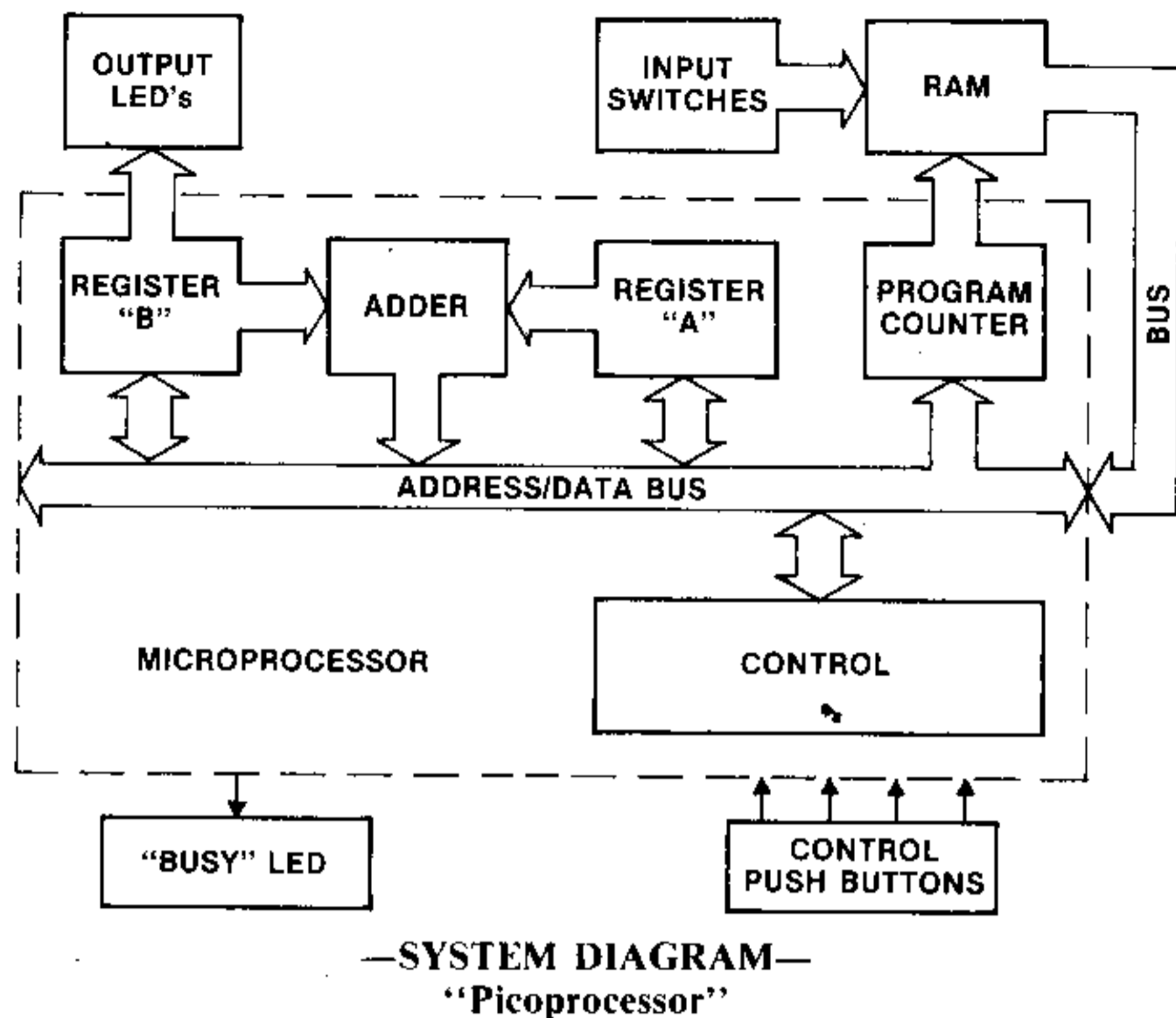
\$289

TO ORDER: Check, Money Order, Master Card, VISA, and C.O.D. orders accepted. Add \$5.00 shipping and handling.

4325 S.W. 109th Ave., Beaverton, Oregon 97005, Toll-Free 1-800-824-2412, In Oregon 503/646-4695, TEX NET NO. TI3416

Peripheral Requirements: Peripheral Expansion System, disc, disc controller 32K RAM card.

CP/M and CBASIC are registered trademarks of Digital Research. Texas Instruments is a registered trademark of Texas Instruments, Inc. Business Master is a registered trademark of Business Master, Inc. Personal Pearl is a registered trademark of Relational Systems International, Inc.



- "Busy" and "Pilot" are black or red
- "Output" LEDs are black, green or red
- All switches are animated
- Switches shown in off or zero position

MOV takes the number in Register A and moves it to Register B. The number *replaces* any number previously in B. (The number also stays in A, so A and B will be equal).

NOP means (to the CPU) "Don't do anything for one cycle." It can be used as a time delay, or to reserve a memory location (address) so we can go back later and insert another instruction in our program.

Assuming you've already typed in, debugged, and SAVED *Microemulator*, load it into your 99/4A via BASIC's OLD command and RUN it. After the title screen, you will be asked if you want a listing file (or *protocol*) of Picoprocessor's run. If you answer Y, you will then be asked for the device parameters: either printer parameters or a disk filename are permissible. (If you change line 2410 to read OPEN #1:PT\$,OUTPUT,FIXED, you can use a cassette recorder instead. Be sure to leave your cassette recorder on RECORD until the end of the program. In this case, alter line 130 in Listing 2 as well, to read OPEN #1: IN\$,INPUT,FIXED to read the file from cassette.) Next you will see Picoprocessor's *front panel* on your TV/monitor. In the upper left corner is Picoprocessor's pilot light (a red LED). Well, of course it's dark—the power's off! The power switch is in the lower left corner. Turn it on now by pressing the P key. (Don't hold it down). The four LEDs which just turned dark green are bicolor LEDs which show the contents of Register B. They make up Picoprocessor's *Register B*. Green represents 0; red represents 1. The toggle switches directly below them are Picoprocessor's *input devices*. Down represents 0, and up means 1. These switches are operated by keys 1, 2, 3, and 4—each press tog-

USERS GROUP • QUALITY



The 99/4A PROGRAM EXCHANGE, INC. is an international users group specializing in the distribution of owner/user written software. We are the lowest cost software organization for 99/4A owners in the world. Our purpose is to bring a tremendous range of quality software written by owners/users to 99/4A owners at the lowest possible cost.

WHY PAY MORE? JOIN OUR

PROGRAMS ONLY \$2 EACH

REASONS TO JOIN

★ ONE-TIME MEMBERSHIP FEE

The 99/4A Program Exchange has a low ONE-TIME membership fee of only \$10.00. What's more, we'll mail out membership materials the very same day that we receive your membership fee!

★ INCREDIBLY LOW PRICES

Members may purchase ANY PROGRAM from our owner/user written software catalog for ONLY \$2.⁰⁰ per program - no tricks, no gimmicks! Programs available on CASSETTE or DISKETTE.

★ QUALITY AND DIVERSITY

Our software library currently has over 1000 programs for 99/4A users! Programs are categorized as follows: GAMES, DEMONSTRATIONS, EDUCATION, BUSINESS, HOME, APPLICATION and UTILITY!

★ LITERATURE

The 99/4A Program Exchange publishes highly informative newsletters containing hints, program reviews, problem solvers and much more.

★ SOMETHING FOR EVERYONE

There is no programming experience required to join. However, if you do program and want to submit a program to our software library, we have a generous 5 for 1 program exchange! We even accept MASTERCARD and VISA.

I understand that I will receive the 99/4A Program Exchange, Inc. software catalog containing quality programs for \$2 per program, a current newsletter and an official software order-form.

Send your \$10.00 Membership Fee.

CHECK OR MONEY ORDER VISA or MASTERCARD

Name: _____

Address: _____

City/State _____ Zip _____

Card # _____ Exp: _____

THE 99/4A PROGRAM EXCHANGE
P.O. BOX 3242, TORRANCE, CA 90510

CINTRONICS

"The Printer People"

431 Ohio Pike, Suite 206C

Cincinnati, OH 45230

513 / 528-6633

Authorized Service Center for C. Itoh

Cintronics will not sell you a product unless it is compatible with your particular computer. Each printer and cable is pre-tested before shipment. We will match any legitimate advertised price.

DOT MATRIX PRINTERS

C. ITOH Prowriter 8510 Parallel	\$ 379
C. ITOH Prowriter 8510 Serial	519
C. ITOH Prowriter 1550 Parallel	639
C. ITOH Prowriter 1550 Serial	715
Star Gemini 10X Parallel	299
Star Gemini 15 Parallel	399
Gorilla Banana	209

DAISY WHEEL PRINTERS

Smith Corona TP-1	499
C. ITOH Starwriter F10-40	1099
C. ITOH Printmaster F10-55	1419

THERMAL PRINTERS

STX-80	179
--------	-----

\$\$\$\$\$\$\$\$ SPECIAL OFFER \$\$\$\$\$\$\$\$

Extended Software's word processing and mail-merge plus cable (\$94.95 value) for above printers only \$65 extra. Please specify disk or cassette.

\$\$\$\$\$\$\$\$ SPECIAL OFFER \$\$\$\$\$\$\$\$

ACCESSORIES

Doryt Paraprint Parallel Interface for TI	\$118.00
Cables - RS232 or Parallel for TI	24.95
Elephant Memory Disks 5 1/4" ss/sd/10	17.95
Elephant Memory Disks 5 1/4" ss/dd/10	24.95
Generic Disks 5 1/4" ss/sd/10	13.95
Generic Disks 5 1/4" ss/dd/10	15.95
Elephant Trunk Disk Storage	21.95
Disk Head Cleaning Kit	22.95
Heavy Duty Covers for TI Peripherals and Printers	ea. 7.95
Signalman Mark III Modem w/Adaptor	104.95

Terms: 2% shipping Cont. US (\$2.00 Minimum)
Master Card & Visa add 2%, money order, cashier's check. Personal checks 10 days to clear. Ohio residents please add 5 1/2% sales tax.

ALL PRICES AND SPECIFICATIONS
SUBJECT TO CHANGE.

Be sure to ask about free Peripheral Expansion Box offer.

Cintronics is dedicated to provide quality service. We welcome calls for technical assistance.

gles them from down to up, or vice-versa. Try manipulating them until you get the feel of it.

The push buttons on the right side of the panel are operated (from bottom to top) by keys L, I, S, R. The **Load** button loads the number on the input switches into the memory and then automatically increments the program counter to the next address. **Init** returns the program counter to address 0000 and also clears the registers A and B, or sets them to 0. **Stop** stops any program executing and **Run** starts program execution. Try out the push buttons.

Picoprocessor seemed to go crazy when you pushed **Run**, didn't it? Notice that the **Stop** button will not stop it! This condition is called a *crash*, and it happened because we didn't have a valid program loaded. To get out of the crash, we must turn off the power (the make-believe power!) and turn it back on. There—all back to normal. Note that the crash—which sounds like a catastrophe—didn't hurt Picoprocessor in the least. This is important because real machine language programs on real-life computers also crash! It doesn't hurt them either, and the "fix" is the same—power off and on. (Some machines have a reset which allows recovery from a crash without a power-down.) You do lose your program from memory when you recover from a crash. On real computers one learns to SAVE one's new programs before one runs them the first time!

You can exit the *Microemulator* program by turning off Picoprocessor's power and pressing the E key. Let's do that to rest the monitor while we write a program for Picoprocessor!

Address	Mnemonics/ Data	Binary Opcode/ Data
0000	LDA	_____
0001	0001	_____
0010	ADD	_____
0011	MOV	_____
0100	JMP	_____
0101	0000	_____
0110	HLT	_____

The addresses look like line numbers in BASIC, don't they? The first instruction loads the A register with the number at address 0001, which happens in this case to be 0001. The next step adds A (or 0001) and the contents of register B (which is now 0000) and puts the sum (0001 this time) in A. Next, the number in A is moved to B, so B is 0001 (this time around). Finally, the program jumps (or loops) to the address listed at address 0101, which is 0000—and the whole cycle starts over. What will happen in the second cycle? The third? What will Picoprocessor's Register B LEDs show?

Before we can load our program into Picoprocessor's memory, we must translate the mnemonics, in which we wrote the program, into binary opcodes. Do that now, using Table 2, and write the opcodes in the blanks provided.

Toggle It In

Ready? Then RUN the *Microemulator* program again and we'll load the machine language program and see what happens! First, turn Picoprocessor on. Then press **Init** to set the program counter to address 0000. Now set the first opcode on the input toggle switches and press **Load**. The program counter (PC) automatically advances to address 0001. (We can't see it, although Picoprocessor's listing will record the PC and the contents of that memory location on every Load operation if you selected the listing feature.) Set the second opcode (or data number or JMP address) on your toggle switches, press **Load**, and continue likewise until you've loaded the whole program. Now press **Init** to return the PC to address 0000. And cross your fingers while you push **Run**! (If you get a crash, just power off and on and recheck your work). Was the result what you expected?

If you have a printer, and want a listing, you get a step-by-step record—or protocol—of the operation of the Picoprocessor program. The protocol will first list PC and the contents of that address as you Loaded it. After the marker ***** RUNNING, it will list the location of the PC, the instruction (or op-

code) at that location, and the contents of registers A and B before that instruction is executed. If you have a disk system, you can also specify disk for the listing. Listing 2 will read the file from disk and print it on your printer. To print to the screen, delete lines 120 and 140 and alter line 170 to read PRINT A\$. Creating a listing slows the program's operation down a bit. It runs fastest of all when it doesn't have to produce a listing—but then it's also hardest to understand the program's operation.

After you understand what the first program did, try writing Pico-programs to do the following things.

- count by two's (i.e., 0-2-4-8-etc.)
- count by three's
- add two numbers and stop
- double a number (e.g., 2-4, 3-6, etc.)
- flash the LEDs in sequence from right to left
- flash the LEDs simultaneously

Can you think of other programs which can be written and run on Pico?

Summing it Up

Obviously Picoprocessor is limited in the programs it can run. Any of the programs we mentioned can also be implemented in hardware—with simple digital logic IC's. However, doing so on a breadboard, would take literally hours, whereas we can do it in Pico-software in minutes! This is the great power of microprocessors and microcomputers.

Machine-language programs for real computers like your 99/4A are very similar to the Pico-software we've just written.

“Machine-language programs for real computers like the 99/4A are very similar to the Pico-software.”

Of course, the 99/4A has a larger instruction set and a more complex architecture, (more registers, more input/output devices, etc.) for the CPU to address. In addition, practical machine language programs for the 99/4A will usually be longer than our Pico-programs. . . perhaps a hundred or more “lines.” And since the 99/4A is a sixteen-bit computer, its opcodes will be sixteen binary digits each instead of four digits. The address numbers will be larger as well, since the 99/4A has more memory (!) than Picoprocessor. Now, having more instructions to work with won't make programming on the 99/4A any harder than it was on Picoprocessor—we'll simply have to learn the extra instructions a few at a time, just as we learned BASIC commands. The same goes for the more complicated architecture.

The prospect of translating (assembling) hundreds of mnemonics into hundreds of sixteen-digit binary numbers, however, is appalling! (Not to mention typing each of those binary numbers into the console.) Besides the tedium, mistakes are all but inevitable. Could we have the machine do the tedious, repetitious work for us? You bet! A type of program called, logically enough, an *assembler* will allow us to simply type in the addresses (often in hexadecimal form) and the mnemonics (in alphanumeric form) and proceed to run our program. Nice! Assemblers, which may be written in a high-level language like BASIC or may be in machine language themselves, often have additional features to facilitate debugging, modifying, and SAVE-ing your programs. When people talk about assembly language programs, they are referring to programs which were written using an assembler program.

You can buy assembler programs written in BASIC for your 99/4A. [99'er HCM reviewed two of them in August; see “An Ensemble of Assemblers.” Both use the Mini Memory cartridge.—Ed.] In addition, the Mini Memory cartridge comes with a Line-By-Line Assembler written in 9900 Assembly Language. The Editor/Assembler Command Cartridge, which requires the 32K memory expansion, also will permit you to program in Assembly Language. But before you take the plunge with those relatively complex systems, you might want to spend a few hours with *Picoprocessor*, getting the feel of assembly language programming.

Continued on p. 50

FUTURA

S O F T W A R E

BUSINESS SOFTWARE

10MB WINCHESTER BUSINESS SYSTEM . . .	\$4000.00
ACCOUNTS PAYABLE	149.95
ACCOUNTS RECEIVABLE	149.95
BILLING	149.95
GENERAL LEDGER	149.95
INVENTORY MANAGEMENT	149.95
MAILING LIST	99.95
PAYROLL	149.95
WORD PROCESSING	149.95
AMORTIZATION SCHEDULE (CASSETTE) . .	49.95
AMORTIZATION SCHEDULE (DISK)	54.95

TI BASIC GAMES

ALL★STAR BASEBALL	19.95
CASINO PACK	19.95
CHALLENGE I	16.95
CHALLENGE II	16.95
'COPTER CAPERS	19.95
DEATH STATION	19.95
DR. NUTTIER	21.95
ICE CAVERNS OF XEN	19.95
MOONDUSTER	19.95
SAM DEFENSE II	19.95
WALL STREET	19.95

TI EXTENDED BASIC GAMES

AIR MISSILE COMMAND	19.95
ALL★STAR BASEBALL	19.95
ALL★STAR BOWLING	19.95
'CHUTES & SHARKS	19.95
COSMIC DRIFT	19.95
DEATH STATION	19.95
DOOMCASTLE	19.95
FLY SNUFFER	19.95
FOWL PLAY	19.95
GALACTIC WAR	19.95
GETCHA	19.95
HOPPER	19.95
HUSTLER	19.95
LASER BATTLE	19.95
LONDON BLITZ	19.95
MARS MARAUDER	19.95
STARSHIP CONCORD	19.95
WALL STREET	19.95

ASSEMBLY LANGUAGE GAMES

DRAGON GAME	24.95
NEWTON'S REVENGE	24.95
VIRAL VENDETTA	24.95

ORDERING INFORMATION: Payment to accompany order. Add \$1.50 for postage. Allow 10 days for delivery.

Write for complete listing of more than 60 programs for the TI99/4A Computer, as well as FUTURA'S new business brochure. Call for the dealer nearest you.

DEALER INQUIRIES INVITED

FUTURA

PO Box 5581
Fort Worth, Texas 76108
817 732-1687

EL DORADO TRADING GROUP

Your Western U.S. Exclusive Texas Instruments High Technology Distributor.

With over 1 million 99/4A owners wanting software and accessories, now's the time to jump on our wagon!

YOUR PROFIT
GOALS WILL
"PAN OUT"
WITH US!

Our support services will help your company reach its profit goals by keeping you abreast of the newest and fastest turning high technology items in the line.

"PICK" THE
HOTTEST
SELLING
SOFTWARE

Our trained sales staff will assist you in ordering the "fastest turning" software by suggesting new packages and proven best sellers such as Parsec (PHM 3112), Early Learning Fun (PHM 3002), Dragon Mix (PHM 3117), TI Invaders (PHM 3053), Touch Typing Tutor (PHM 3064) and Munch Man (PHM 3051).

EXPRESS
DELIVERY

Our extensive inventory allows your order to be processed within a 24 hour time frame.

DON'T MISS OUT ON THE RUSH!

Call us today, **TOLL FREE 800-227-8292**, in California **800-248-2224** except 415 area code call **969-6600** for a confidential "High Technology" dealers price catalog.

All dealers with an assigned customer number and a retail storefront will want to act **NOW** to ensure delivery during the primary 4th quarter selling season.



EL DORADO TRADING GROUP

2500 Old Middlefield Road
Mountain View, CA 94043



Have No Fear:

Assembly Language Won't Bite!

by Peter Lottrup

Catamarca 95
Accossuso (1640)
Buenos Aires, Argentina

When playing space games, you may boldly battle terrifying creatures hurtling from your screen, but when you come up against that beast called Assembly Language, your first response might be to run and hide. Even the stoutest of hearts can turn to jello at the mere mention of that dread idiom. But before we start on this adventure, let me assure you: Assembly Language does not bite!

This article is aimed at those of you who own the Mini Memory Command Cartridge with the *Line-by-Line Assembler* on cassette. This package lets you begin in Assembly Language, without having to buy the expensive equipment necessary for the Editor/Assembler cartridge. When I decided to outfit myself this way, and bought the Mini Memory cartridge, I faced the same problems encountered by all newcomers to Assembly Language. When I got home with this software package and opened the manual, the first things that caught my eye were: "... it is assumed that you are experienced in TMS9900 assembly language programming..." and "... see the Editor/Assembler owner's manual." As I was already home with empty pockets, I decided to go ahead without the help of that manual, still believing that most of the information would be found, though greatly condensed, in the Mini Memory manuals.

But Assembly Language was totally different from BASIC, and the manuals didn't answer all my questions by any means. So I learned by trial, error and experimentation. As questions came to mind, I jotted them down, and now that I have answered those questions for myself, I can use my notes to cover most of the problems a beginner may have with Assembly Language.

Since I used these notes with success in teaching out of my home, I decided to adapt my findings into a short series of articles, so that readers will lose their fear of Assembly Language once and for all. This article will cover the structure of an Assembly Language statement, and treat some of the assembler directives. Future articles will deal with memory organization, the Symbol Table, and the Assembly Language instruction set with short explanations and examples. We will then move on to more complex Assembly Language programs, and saving and recalling programs by name. The series will cover, in general, the basics of Assembly Language programming.

When I began my trials with the Mini Memory cartridge, I decided to start out with the *Line-by-Line Assembler*. I got the initial menu screen and chose option 2, EASY BUG. Using EASY BUG's L command, which loads a program into Mini Memory from cassette, I loaded the assembler. After pressing [FCTN] [=] (QUIT), I selected option 2, RUN, and typed NEW. After reading the manual a little further, I tried typing in a line. But two seconds later, a mysterious ERROR message popped up. I tried again and again, but always got the same result. I looked through the small assembler manual, but it did not help much, so I packed away the cartridge. But that evening found me working on the computer again, and though I got ERROR messages quite often,

I did not give up. The first thing I had to discover was how an Assembly Language statement is put together.

The Assembly Language on the TI-99/4A has four sections, or *fields*, in each statement. The first field is for an alphanumeric *label*, the second is for an *instruction* or an *assembler directive*, the third is for *operands*, and the fourth is for *comments*. These fields all appear on one line, and are separated merely by a space.

Using Labels

Rather than line numbers, as in BASIC, Assembly Language uses alphanumeric labels. With the *Line-by-line Assembler*, the labels can be one or two characters long, for example "G" or "AD." Labels are used so that you can identify a specific line. For example, if you want to display some TEXT which you have written in some other line, you must be able to identify the line so the computer can then find the text to be displayed. In BASIC, this is done with the line number, but in Assembly you do it with the label. It is obvious that only certain lines need labels. This provides more flexibility when writing programs because you don't have to know exactly where a future line will be, but only what you want to call it. If you do not need one, just press the space bar once and the cursor will jump over into the next section of the line.

When you begin in the *Line-by-Line Assembler*, the screen will display two *hexadecimal numbers*, separated by a space, and followed by a flashing cursor, again separated by a space, as follows:

```
7D00 045B (Cursor here)
```

The first number specifies the *memory location* or *address* you're going to fill; the second is the present *contents* of that memory location. What you do with the Assembler is specify the new contents for that location.

One or two more things should be mentioned before we go on: If you type something wrong in the line, press [FCTN] [3] to clear the whole line and begin again. If you make a mistake with the label, just type the correct label right after it. The computer considers just the last two characters to be correct. For example if you type:

```
7D00 045B ASQS TEXT "HELLO THERE!"
```

The computer considers the label of the text to be QS.

The Instruction Field

In this field, you write the instruction, also called an *opcode*, to the assembler. It can be an assembler directive—more on these later—or it can be a normal instruction. To exit this section, you press the space bar. This field *must* be included. When you press the space bar again, you will enter the OPERAND field. The operands are what you are working with—numbers,

A Complete TI Business Software Package Special Offer \$59

Reg. \$159

Save over \$100⁰⁰
Written by Pros
Tested by Business
Easy to use

During this special offer, you can purchase a Software package that will cover all the needs of most small businesses for less than the cost of some games.

HOME USE ALSO

- Keep records for a budget
- Record useful tax information
- Keep an inventory and cost of all household items
- Edit all of your typing
- Keep a record of name and addresses of friends and relatives

- **Accounting Ledger . . . \$39⁹⁵**
 - Select and name all records
 - Up to 100 records for Income and Expenses kept monthly and year-to-date
 - Gives subtotal, total and net profits where desired
 - Displays to screen or printer up to 6 months and year-to-date
- **Inventory Control \$39⁹⁵**
 - Allows you to name your records
 - Keeps 6 columns of information for up to 1000 items. The columns are Name, Quantity, Item Cost, Total Cost, Reference Quantity, and Note
- **Mail-Out \$39⁹⁵**
 - Keeps a file of 1000 names and addresses (with phone numbers)
 - Outputs to a printer for labels to mail out information
 - Has file search for names
- **Letter Writer \$39⁹⁵**
 - Inputs and Edits to the screen
 - Selects a heading, address body, and closing for letters
 - Stores and outputs to the printer

DISK DRIVE REQUIRED — Add \$2.00 Post. Ph. 404-925-4686

ALL FOUR FOR \$59⁰⁰ (Reg. \$159⁰⁰) Special Offer

Mail to: Bizware, Inc. / 5014 Hwy. 29 / Lilburn, GA 30247

Visa MasterCard Card # _____ Exp. Date _____
 Authorized Signature _____
 Name _____
 Address _____ Phone # _____
 City/State/Zip _____
 Please send _____ Enclosed \$ _____

Bizware, Inc., Atlanta, GA TOLL FREE **1-800-221-7171**

for example—and they are included if the instruction in the opcode field needs them. See this example:

```
7D00 045B JA MOV R6,R9
```

In the example, JA is the label, MOV is an instruction in the opcode field, and R6 and R9 are the operands in the operand field.

The Comment Field

When you press the space bar again, you will enter the comment field. In this field you can write any remark about the line. (It's just like a tail remark in BASIC). Try it out by typing the following:

```
7D00 045B ST TEST "HELLO" HERE STARTS THE TEST PROGRAM
```

Whatever you write in this field has no effect on the program itself. It serves mainly as your own guide.

AORG (Absolute Origin)

This instruction simply tells the assembler where you want to start your program, or which memory location you wish to be in. When you select the *Line-by-line Assembler*, you will see:

```
7D00 045B
```

The "7D00" is the memory location you are working in. For the time being, just consider it a line number. Do not worry about the next number; it is only an instruction, written in hexadecimal, which was already in the computer's memory.

But now let's try out the AORG directive. First press the spacebar once and then type:

```
7D00 045B AORG >7DEA
```

And then press (ENTER). You see the following:

```
7D00 045B AORG >7DEA
7DEA 3903
```

Here's what has happened: When you typed AORG >7DEA, you told the computer where you wanted to "be" in hexadecimal (the greater-than symbol indicates a hexadecimal number). The computer then placed you at the correct spot to

begin the new line. Note that you must type in a space between the directive AORG and the >7DEA. Otherwise you will get an ERROR message and will have to retype the entire line.

TEXT Directive

This is a simple instruction. It lets you write, enclosed in single quotes, what you would like to display on the screen. (It's like the DISPLAY AT in Extended BASIC). First press the space bar, and then write:

```
7DEA 3903 TEXT 'THIS IS A TEST'
```

And then press [ENTER]. You will see how the computer translates what you have written into hexadecimal as it fills the locations following >7DEA with the characters you've specified. Those locations and their new contents will be displayed on the screen, and the cursor will reappear at the first location following the text. Each character in the test is assigned its ASCII value: The T is 49, the H is 53, etc. That is all there is to it. Remember that you must type in a space between the directive TEXT and what is written in the quotes, or you will get an "ERROR" message. Also, unlike in BASIC, you must use single quotes.

Please note that this line displays only the ASCII codes, not the text on the screen; to display the text, another set of instructions is needed. We'll see this later on when writing our first test program.

END Directive

When you have finished, you end your program with the END directive and exit the assembler. To use the directive, type a space, write END and then press [ENTER]. Do not worry about what happens then, as we will learn about it when we start to write some programs.

In the next part of this series, we will learn what is behind the basics of programming in Assembly Language and start looking at Assembly Language statements. We'll then write a couple of short programs. But until next time don't be afraid to experiment.





TEXWARE ASSOCIATES PRESENTS

Innovative, Educational and Entertainment Software for the TI 99/4A

BASIC PROGRAMS

SPY MISSION

YOUR MISSION: Recover important TOP SECRET documents from a foreign embassy before time runs out. An adventure with limited graphics. Don't run into a guard unprepared or else?!?!? (K) (C) ITEM No. G008 - \$12.50

CHECK BOOK BALANCER

Balance a check book or reconcile the check book with a monthly bank statement. This useful home financial tool asks questions in easily understood terms and also performs all calculations. (K) (C) ITEM No. B001 - \$9.95

A+ SPELLING

An excellent way for students in grades 3-8 to learn new spelling words. Words are pronounced to the student by the computer. Correct responses are rewarded with verbal praises. Correct spellings are immediately given for incorrect answers. REQUIRES SPEECH SYNTHESIZER AND TERMINAL EMULATOR II MODULE (K) (C/D) ITEM No. E003 - \$19.95

ALGEBRA I

This educational set includes all lessons normally contained in a standard first year Algebra course. Each of 29 topics are covered by an instruction and problem set. Three educational games which review and reinforce topics covered are included. Complete instruction manual also included. Meant as a supplement to a regular course. Demo tape is available for \$5.00 (K) (C/D) ITEM No. E005 - \$59.95

GUARANTEE

If you are not completely satisfied with any program, you may return that program along with instruction material within 10 days for a full refund of your purchase price.

- (J) Joysticks REQUIRED
- (J/K) Joystick and Keyboard versions INCLUDED
- (K) Keyboard ONLY
- (C) Available on Cassette ONLY
- (C/D) Available on Cassette or Disk-PLEASE SPECIFY CHOICE

EXTENDED BASIC PROGRAMS

Z-BURT

Move your Z-Burt around the colorful pyramid as fast as you can. Change all the colored squares four times to reach the next level, but watch out for Oh No! SPEECH SYNTHESIZER USE IS OPTIONAL! (J/K) (C/D) ITEM No. G001 - \$17.95

GARKON'S GETAWAY

Garkon is trapped in the deepest recesses of a dungeon ruled by an evil wizard named Vrob. Garkon's only hope is that you are able to help him escape. If you enjoy excellent sound and graphic effects in an arcade-type game, prepare yourself for GARKON'S GETAWAY. . . (J) (C) ITEM No. G003 - \$15.95

THE "WIT" EDUCATIONAL GAME SERIES

All games in this series combine a vocabulary building educational experience with high quality entertainment. Colorful graphics and pleasing tunes are only part of the overall fun of THE "WIT" EDUCATIONAL GAME SERIES. All games recommended for ages 7-99.

GAME No. 1: THE GAME OF WIT

One to four players form words from their individual letter holders. Words are connected on a multicolored computer screen board. (K) (C) ITEM No. G010 - \$16.95

GAME No. 2: NIT-WIT

Trap letters which are falling through drain pipes by maneuvering a stopper plug into the pipes. Two players compete at the same time to trap letters in succession to form a word. (J) (C) ITEM No. G011 - \$16.95

GAME No. 3: WIT OR WIT-OUT

Two to six players take turns to form words by adding to or subtracting from letters already shown on the screen. The number of letters to be added or subtracted is determined by the spin of a wheel. Points are awarded on the basis of the color of each letter used in the word that was formed. (K) (C) ITEM No. G012 - \$16.95

FRAZZLE

Fwipple has snuck into the evil sorcerer's vast treasure chambers. Avoid ghoulish guards, ever approaching force fields, and a powerful door while collecting as much treasure as you can. Fifty different levels to master. (J) (C) ITEM No. G015 - \$15.95

Dealer Inquiries Invited.

Programmer Inquiries Also Welcome.

ORDERING INFORMATION:

Send check or money order to avoid C.O.D. charges. Add \$1.50 to orders UNDER \$15.00 for postage and handling. Illinois residents add 5% state sales tax.

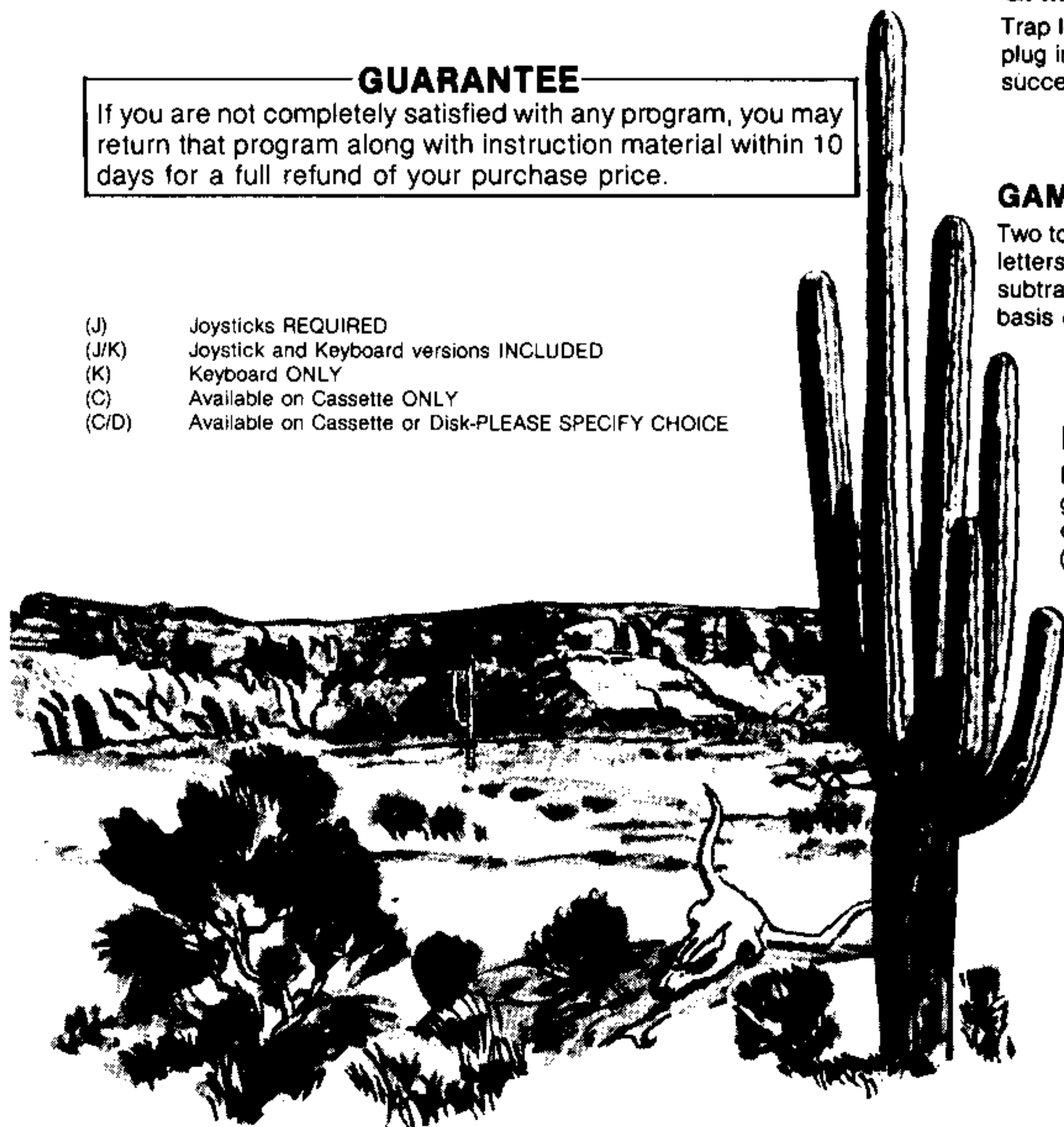
SEND TO:



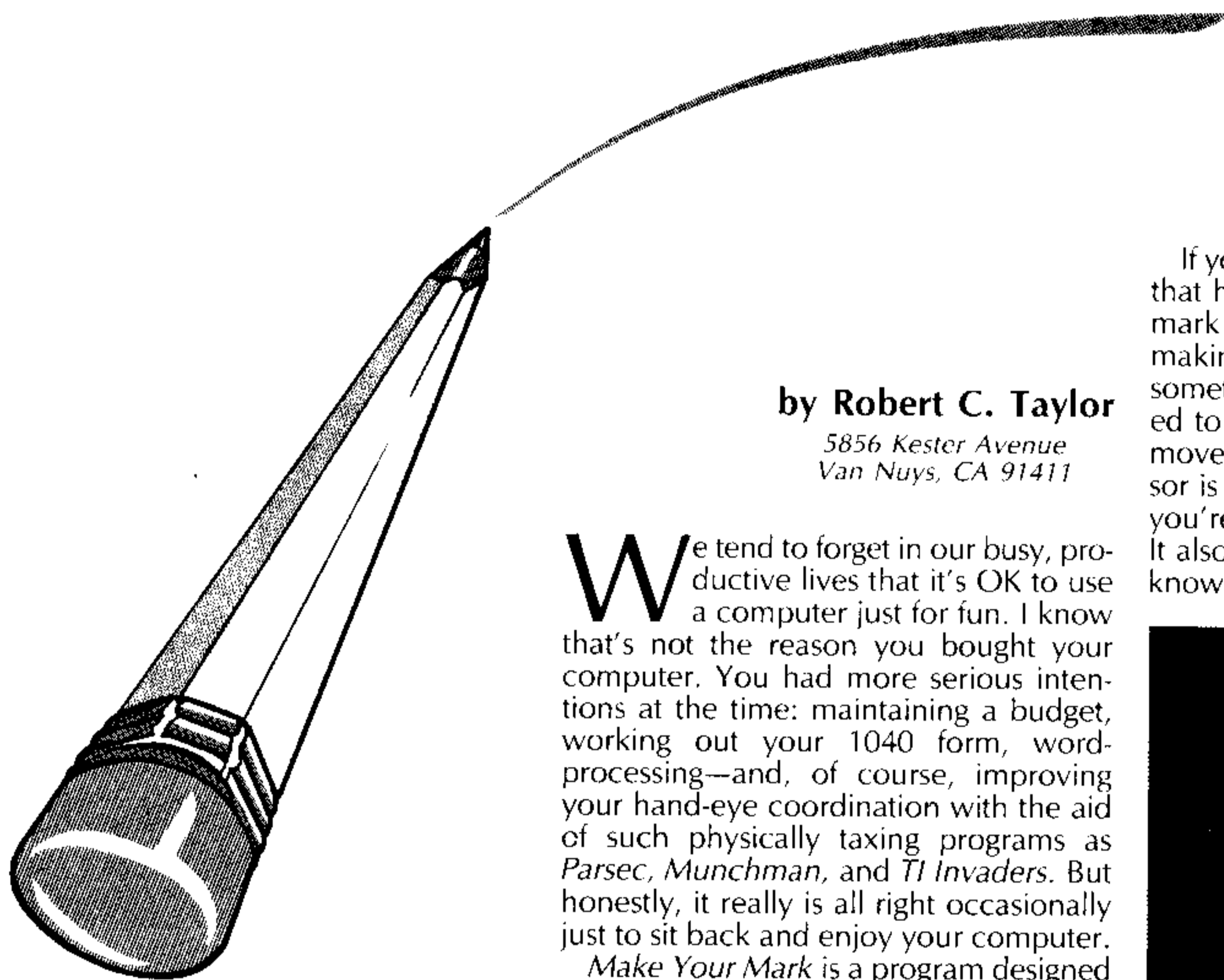
TEXWARE ASSOCIATES

350 FIRST NORTH ST.
WELLINGTON, IL 60973

Write for FREE detailed catalog.



Make Your Mark



by Robert C. Taylor

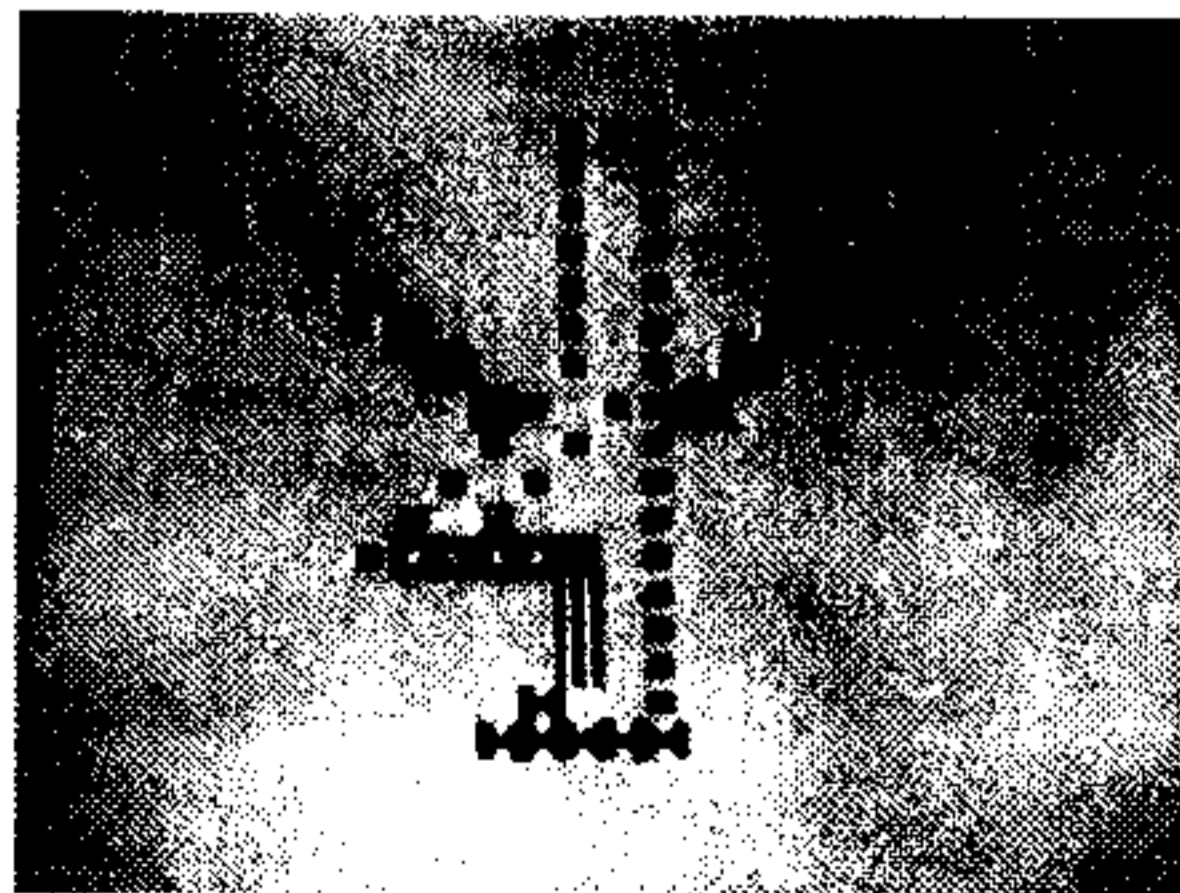
5856 Kester Avenue
Van Nuys, CA 91411

We tend to forget in our busy, productive lives that it's OK to use a computer just for fun. I know that's not the reason you bought your computer. You had more serious intentions at the time: maintaining a budget, working out your 1040 form, word-processing—and, of course, improving your hand-eye coordination with the aid of such physically taxing programs as *Parsec*, *Munchman*, and *TI Invaders*. But honestly, it really is all right occasionally just to sit back and enjoy your computer.

Make Your Mark is a program designed to help you do just that. The only thing it is good for is doodling on your screen. You can enjoy it whether you're an engineer exhausted from number-crunching and looking for some mindless relaxation, or a three-year-old involved in the difficult, exciting process of learning to manipulate the world around you.


Overview

The instructions included in the program are quite complete, so I'll just briefly introduce the program here.



A flashing cursor is your pen point. It's placed on a blank screen, and you are free to move it using the joysticks or the keyboard. As it moves, it leaves behind a mark. You control the shapes and colors from the keyboard. There are eight predefined shapes and fifteen colors. You also control the color of the screen and may change it at any time.

If you move across an area of the screen that has already been drawn on, the old mark is replaced by the mark that you're making at the time. This can be a bother sometimes, so an option has been provided to enable you to "lift" your pen and move it without leaving a mark. The cursor is still there, so that you know where you're going, but it doesn't leave a mark. It also assumes a different shape, so you know that your pen has been lifted.



The pen is confined to an area that lies within the bounds of Graphics Rows 1 to 24 and Graphics Columns 3 to 30. It would be possible to have the pen "wrap" the screen, but there is nothing more annoying than doing that accidentally and discovering that you've destroyed a perfectly good design. An earlier version of this program allowed that to happen, and I know whereof I speak. This version has boundary restrictions. Those of you who don't like this restriction, take a look at the list of suggested modifications at the end of the article.

There may be a few times when you need an eraser, so the pen is equipped with one. When you choose the eraser option, the shape of the cursor again changes. Now, wherever the pen moves, it leaves behind a trail of blank spaces. There is also an "erase all" feature. Choose it, and the entire screen is wiped clean for you.

If you get distracted by the blinking cursor while you're trying to view your artwork, the push of a button makes the cursor vanish completely. Another push, and it's back again for more drawing.

After the completion of the instruction sequence, there are no prompts because almost every available character is redefined to provide a simultaneous display of up to eight different shapes in fifteen different colors. However, this

TEXAS

SOFTWARE DESIGN

We specialize in BASIC/Extended BASIC cassette programs for the 99/4A Computer.

EXPERIENCE THE FUN
AND EXCITEMENT OF:
STRATEGY AND ACTION GAMES
PUZZLING TEXT ADVENTURES
GRAPHIC & SOUND ENTERTAINMENT

For a free program catalog, send a self-addressed stamped envelope to:

TEXAS SOFTWARE DESIGN
4000 Tompkins Drive
Baytown, Texas 77521

VID-COM™
1018 E. Phila. St.
York, PA 17403

**PRODUCTS FOR
THE 99/4(A)**

**OUR LOW OVERHEAD
AND VOLUME SALES
MEAN SAVINGS TO
YOU!**

**PRINTERS
DISKETTES
COMPUTER CASSETTES
SOFTWARE
INTERFACE CABLES
And Related Products**

*WRITE FOR FREE CATALOG
DEALER INQUIRIES INVITED*

IT'S NO GAME!!

Not another computer game but an actual speed handicapping aid for thoroughbred racing, handling up to sixteen horses per race from 4½ furlongs to 2 miles.



IT'S FAST!

Just six bits of information from *The Daily Racing Form*® and your TI-99/4 (4A) returns speed of each horse in ft./sec. at each quarter, plus predicted finish time! Manages horse numbers, OTB letters and scratches; adjusts routers and sprinters.

User friendly and error proof.

Package contains cassette and step-by-step instruction booklet. Data displays on screen and/or TI thermal printer (recommended) or compatible RS232.

ONLY \$34.95!

NY residents add \$2.88. Canadian residents: \$42.95
Send check or money order to:

TRACKSMITH
P.O. Box 738, Cooper Station, NY 10276

shouldn't be much of a problem. The placement of the controls is easy enough to remember, and after a little experimentation you should have the hang of it.

Problems

Some people just can't sit back and have fun. They need to make work out of everything. So for you, and also for those who want to improve their programming skills, here are some suggested modifications. There are quite a few remarks in the program, so the logic should be easy to follow, and the routines and variables you need to be concerned with are clearly indicated. Try your hand at some of these:

1) Let the pen move freely past the edges of the screen and reappear on the other side.

2) Same as 1, except the pen can do this only in the "up" position.

3) Same as 1, except the pen is automatically placed in the "up" position.

4) Let the user define his own control keys.

5) Let the user define his own pen shapes.

6) Let the user save a screen on tape or disk and play it back at some future date.

7) Let the user see a screen of prompts reminding him of what the program control keys are, without losing the screen he was drawing.

8) Think of your own modifications.

Remember: it really is OK to have fun with your computer. Now, put the program in and Make Your Mark.

Make Your Mark
Explanation of the Program

Line Nos.	Remarks and Header.
100-170	Initialize variables, characters, and colors.
180-1010	Mainline—scan keyboard for command.
1200-1410	Move pen.
1420-1500	Transfer control to proper command routine.
1510-1660	Lift or lower pen.
1670-1850	Erase or draw.
1860-1940	Cursor—visible or invisible.
1950-2010	Erase screen.
2020-2090	Change screen color.
2100-2190	Change pen color.
2200-2290	Change pen shape.
2300-3400	Print instructions and choose input option.

```

180 OPTION BASE 1
190 DIM AS(8), COM(7), CHR(16), DI
R(8,3)
200 DATA 69,0,-1,88,0,1,68,1,0
210 DATA 83,-1,0,82,1,-1,90,-1,
1
220 DATA 67,1,1,87,-1,-1
230 FOR I=1 TO 8
240 FOR J=1 TO 3
250 REM DIR(): DIRECTION CODES
FOR THE ARROW KEYS
260 READ DIR(I,J)
270 NEXT J
280 NEXT I
290 DATA 49,50,51,13,46,44,32
300 REM COM: ASCII #'S OF THE
COMMAND KEYS
310 FOR I=1 TO 7
320 READ COM(I)
330 NEXT I
340 K=32
350 REM CHR(): STARTING #'S O
F EACH CHARACTER SET
360 FOR I=2 TO 16
370 K=K+8
380 CHR(I)=K
390 NEXT I
400 REM AS(): CHARACTER CODES
FOR EACH SHAPE
410 AS(1)="FFFFFFFFFFFFFFFF"
420 AS(2)="AA55AA55AA55AA55"
430 AS(3)="FF0000FF0000FF"
440 AS(4)="9999999999999999"
450 AS(5)="FFFFC3C3C3C3FFF"
460 AS(6)="00003C3C3C3C"
470 AS(7)="FF7E3C18183C7EFF"
480 AS(8)="81C3E7FFFE7C381"
490 REM CURSOR SHAPES
500 BS="8142241818244281"
510 CS="7EBDDBE7E7DBBD7E"

```

Continued on p. 24

HOLIDAY GIFTS
DR. ELIZA

Tell the Doctor your troubles. A new version of this artificial intelligence program improved by a psychiatrist.....\$15.95

BIORYTHM

Predict your highs and lows. Print on screen or use your printer.....\$5.95

SUPERTREK

Can you save the Federation? Best sound effects on the market! Color graphics....\$9.95

SPACE BATTLE

Manuever, aim, and fire at your opponent's space ship. A fast action arcade style game for 2 players. Ext Basic; joysticks opt. \$9.95

SEND POSTCARD FOR FREE CATALOG
OF ADDITIONAL PROGRAMS.

ALL PROGRAMS ON CASSETTE; FOR
DISKETTE VERSION ADD \$3.00
SEND CHECK, MONEY ORDER, OR
VISA/MC NUMBER AND EXP. DATE
FREE SHIPPING IN THE U.S.
PA RESIDENTS ADD 6% SALES TAX.

SOFT-TEX
TI 99/4(A) SOFTWARE
3 WALNUT LANE
BERWYN, PA 19312
(215)-293-1790

```

100 REM *****
110 REM * MAKE YOUR MARK *
120 REM *****
130 REM BY ROBERT C. TAYLOR
140 REM 99ER VERSION 2.12.1
150 REM SET UP AND DATA
INITIALIZATION
160 REM *****
170 REM *****

```


PROMETHEUS SOFTWARE

We Have The Finest Quality Software Available For The TI99/4 Home Computer

Strategy Games

- CHECKERS
- REVERSI
- CRIBBAGE
- WARI
- GO-MOKU
- BLACKJACK PROFESSOR

Action Games

- WAR OF THE WORMS
- ASTEROID MINER
- FROGLEGS
- HELICOPTER ATTACK

Send today for a **FREE CATALOG** of all our programs!

Dealer Inquiries Invited

* * * * *

WANTED

Innovative Software in the following categories:

- ENTERTAINMENT
- BUSINESS APPLICATIONS
- UTILITIES
- EDUCATION

Let Prometheus Software take over the headaches of publishing your software. We are looking for quality programs in basic, pascal, or 9900 assembly code. Just send us a complete description of the software package. Our royalties are very competitive.

PROMETHEUS SOFTWARE

413 Lowell Ln.
Richardson, TX 75080



TEXTIGER

WORD PROCESSOR


TEXTIGER gives you **POWER!** Handsome, error-free letters and reports command attention and get results. Not a good typist? All the more reason why you need TEXTIGER, the **COMPLETE** processor.

REQUIRES: Extended Basic Module, ANY printer. **VERSION II** requires either Cassette OR Disk. It DOES NOT REQUIRE 32K RAM EXPANSION **\$49.95*** **VERSION III** REQUIRES 32K RAM & DISK **\$39.95***

SATISFACTION GUARANTEED OR MONEY BACK!
FREE info or borrow our VHS VIDEO TAPE.

TEXTIGER, 24433 Hawthorne Blvd. #8
Torrance, CA 90505. (213) 378-9286

*Calif. Res. Add 6.5% Tax



Make Your Mark

```

520 DS="0066666666667E7E"
530 ES="FF9999999998181FF"
540 FS="007E407C7C407E"
550 GS="FF81BF8383BF81FF"
560 REM SET UP SHAPES FOR INST
    RUCTIONS
570 FOR I=1 TO 8
580 CALL CHAR(I+127,AS(I))
590 NEXT I
600 CALL CLEAR
610 REM SET UP CURSORS
620 CALL CHAR(33,BS)
630 CALL CHAR(34,CS)
640 CALL CHAR(35,DS)
650 CALL CHAR(36,ES)
660 CALL CHAR(37,FS)
670 CALL CHAR(38,GS)
680 REM GOTO INSTRUCTIONS
690 GOSUB 2330
700 REM SET UP REMAINING CHARA
    CTER SHAPES
710 FOR I=39 TO 151 STEP 8
720 FOR J=1 TO 8
730 CALL CHAR(I+J,AS(J))
740 NEXT J
750 NEXT I
760 REM SET UP COLORS
770 FOR I=2 TO 16
780 CALL COLOR(I,I,1)
790 NEXT I
800 REM @SCREEN: THE SCREEN CO
    LOR
810 @SCREEN=16
820 REM SET: THE CHARACTER SE
    T(2-16). CHARACTER: THE PA
    RTICULAR CHARACTER WITHIN T
    HAT SET
830 REM PUT: THE ASCII CODE FO
    R THE CHARACTER TO BE DS:PL
    AYED IN A CALL HCHAR STATEM
    ENT
840 CALL COLOR(1,16,2)
850 SET=2
860 CHARACTER=1
870 PUT=CHR(SET)+CHARACTER-1
880 REM ROW AND COL DEFINE THE
    POSITION OF THE CURSOR
890 ROW=12
900 COL=16
910 CALL SCREEN(@SCREEN)
920 REM CURSOR: ASCII CODE FOR
    PRINTING A PARTICULAR CURS
    OR
930 CURSOR=33
940 REM GOTO: ERASE ALL SUBRO
    UTINE
950 GOSUB 1980
960 REM PRINT FIRST MARK AND S
    ET FLAGS. FLAG1: 1>PEN DOWN
    : 0>PEN UP
970 REM FLAG2: 1>MARK: 0>ERASE
    : FLAG3: 1>CURSOR: 2>NO CU
    RSOR
980 CALL HCHAR(ROW,COL,PUT)
990 FLAG1=1
1000 FLAG2=1
1010 FLAG3=1
    
```

E-Z-DO-XBASE

Program Extended Basic with a fully prompted easy-to-use set of statements. No punctuation syntax required. Semi-compiled listing. Full use of all colors. Eight user designed Sprites and many more features. Program graphics, slow pace games and animations in your first hour of use. It's just great! **29.95 Value... Only 19.95**

ASTEROID DEFENDER IN QUEST OF GOLD

Fantastic flight control of your drone in 3-D graphics with shadow effect. See how many GOLD bars you can bring home. With neat TI Voice and a gift program. **14.95**

SHOOTING GALLERY

An old classic in an electronic version with TI Voice and gift program. **14.95**

POOR MAN'S PLOTTER

Line drawing and plotting with easy use of 48 predefined patterns. Requires 16K console and X-Basic only. **Only 14.95**

COLOR BAR - DOT GENERATOR

(TI or X-Basic)
Makes your computer a \$125 piece of test gear. **12.95 ONLY 8.00 WITH ANY ABOVE PROGRAM**

COMPUTERTRONICS

P.O. BOX 15823, Plantation, FL 33318

Send money order, cashiers check or check
Florida Residents add 5% Sales Tax
Cassette Only - Extended Basic - Games Require Joysticks
Games play with or without Speech Synthesizer


```

1020 REM MAINLINE
1030 REM
1040 REM FLASH THE CURSOR, CHEC
    K FOR CONTROL INPUT, AND GO
    TO RIGHT SUBROUTINE IF NEC
    ESSARY
1050 REM ELSE GO BACK AND DO IT
    ALL AGAIN
1060 CALL GCHAR(ROW,COL,HOLD)
1070 IF STICK=0 THEN 1090
1080 CALL JOYST(SIDE,X,Y)
1090 CALL KEY(3,K,S)
1100 IF FLAG3=0 THEN 1140
1110 CALL HCHAR(ROW,COL,CURSOR)
1120 CALL HCHAR(ROW,COL,CURSOR+1
    )
1130 CALL HCHAR(ROW,COL,HOLD)
1140 IF (S=0)*(X=0)*(Y=0) THEN 10
    70
1150 IF (S<>0)*(X<67) THEN 1180
1160 GOSUB 1230
1170 GOTO 1060
1180 GOSUB 1450
1190 GOTO 1060
1200 REM
1210 REM *** MOVE ROUTINE ***
1220 REM
1230 IF FLAG3=0 THEN 1410
1240 IF STICK=0 THEN 1280
1250 ROW1=ROW-Y/4
1260 COL1=COL+X/4
1270 GOTO 1330
1280 FOR I=1 TO 8
1290 IF K=DIR(I,1) THEN 1320
1300 NEXT I
1310 GOTO 1410
1320 ROW1=ROW+DIR(I,3)
1330 IF (ROW1>24)+(ROW1<1) THEN 1
    410
1340 IF STICK=1 THEN 1360
1350 COL1=COL+DIR(I,2)
1360 IF (COL1>30)+(COL1<3) THEN 1
    410
1370 COL=COL1
1380 ROW=ROW1
1390 IF FLAG1=0 THEN 1410
1400 CALL HCHAR(ROW,COL,PUT)
1410 RETURN
1420 REM
1430 REM *** COMMAND ROUTINE***
1440 REM
1450 FOR I=1 TO 7
1460 IF K=COM(I) THEN 1490
1470 NEXT I
1480 GOTO 1500
1490 ON I GOSUB 1540,1700,1890,1
    980,2050,2130,2230
1500 RETURN
1510 REM
1520 REM *** CHANGE PEN UP/DOWN
    ***
1530 REM
1540 IF FLAG3=0 THEN 1560
1550 ON FLAG1+1 GOSUB 1570,1620
1560 RETURN
1570 FLAG1=1
1580 PUT=CHR(SET)+CHARACTER-1
    
```

Continued on p. 26

NOW PLAYING

ZOMBIE MAMBO



Your most dreaded NIGHTMARES have become REALITY as you search for the treasure of the SORCERER'S CRYPT!

A Fantastic Array of Color Graphics and Sound Effects Combine with a Subtly Crafted Adventure Theme to Bring You a Truly Unique New Game!

- Requires Only Joysticks to Run (Programmed Entirely in Basic)
- **DOUBLE FEATURE:** Two-Program Cassette Tape (The Cemetery/The Tomb)

ANOTHER CLASSIC FROM **TImagination**

WALLS AND BRIDGES



Gallant Knights Battle for Survival in the Epic of Feudal Wargames!

FEATURING:

- Hi-Res Color Graphics and Sound Effects. This Program Comes Alive for One or Two Players.
- Cassette Tape (Requires Only Joysticks to Run)


From **TImagination**

WORLD PREMIERE

PSYBORG

The World's First Genetic Computer Has Gone MAD!

CAN ANYBODY STOP IT?



The Ultimate Sci-Fi Adventure FROM **TImagination**

TImagination, inc.
P.O. BOX 2805, FAIRFIELD, CA 94533

Here's My Ticket To Adventure...

PLEASE SEND ME

<input checked="" type="checkbox"/>	ITEM	PRICE
<input checked="" type="checkbox"/>	WALLS AND BRIDGES	\$19.95
<input checked="" type="checkbox"/>	ZOMBIE MAMBO (2-PART TAPE)	\$22.95
<input checked="" type="checkbox"/>	COMBO (ZOMBIE MAMBO PLUS WALLS AND BRIDGES)	\$29.95
<input checked="" type="checkbox"/>	PSYBORG (3 PROGRAM CASSETTE)	\$29.95
CA Residents Please Add 6% Sales Tax		
TOTAL		

NAME _____

NO. _____ STREET _____

CITY _____ STATE _____ ZIP _____

Or Johnson

NO PARKING

YORK 10™ CASSETTES DISKETTES



NEW!
LOWER PRICES
LONGER LENGTHS

DATA TRAC / C-06, C-12, C-24

From the leading supplier of Computer Grade Cassettes, new, longer length C-12's (6 minutes per side) provide the extra feet needed for some 16K programs.



Premium 5-screw shell with leader
— BASF tape



Internationally acclaimed.
Thousands of repeat users.



Error Free • Money back Guarantee

	C-06	C-12	C-24	HARD BOX
1 Dozen	7.00	7.50	9.00	2.50
2 Dozen	13.00	14.00	17.00	4.00

500 C-12's—38¢ each • w. labels
Shipping \$17.500 add 4¢
500 Boxes 13¢ ea. • shipping \$10.500

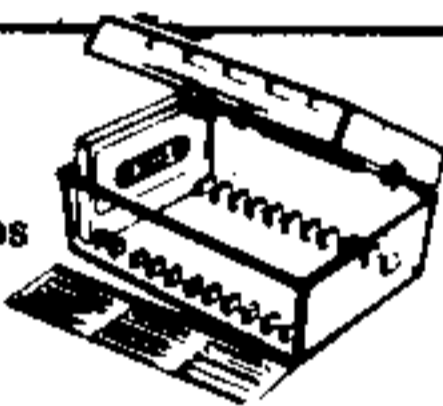


**TRACTOR FEED • DIE-CUT
BLANK CASSETTE LABELS**
\$3.00/100 \$20.00/1000

CASSETTE STORAGE CADDY

Holds 12 cassettes w/o boxes
Includes edge labels
and Index card

\$2⁹⁵



BASF QUALIMETRIC

FLEXI-DISC

5 1/4" SSD, Soft Sect.
Lifetime warranty!

\$26.95/10 \$120.00/50 \$215.00/100

MICRO CASSETTES in convenient short lengths

	MC-10	MC-20	MC-30
1 Doz.	16.50	18.00	19.00
2 Doz.	32.50	34.50	36.00

Fits Epson
and Sharp
micro drives



Same superior tape in
premium shell with
leaders. Includes box.

SHIPPING/HANDLING \$3.50

Any quantity (except 500 special)

NOTE: Outside 48 Contin. States shipping
\$3.50 PLUS \$1 per caddy; per dozen cas-
settes; per dozen boxes; per 10 discs.

In Cont. U.S. shipments are by UPS
unless Parcel Post requested.

California residents add Sales Tax

**WRITE FOR FREE BROCHURE
ASK FOR QUANTITY DISCOUNTS**

for IMMEDIATE SHIPMENT
on Credit Card Orders

Call: 213/700-0330

YORK 10™ Computerware

9525 Vassar Ave. #99 Chatsworth, CA 91311

CAR CARE \$12.95

AT LAST useful home software for your home computer. This software set was designed to aid people with their common everyday automobile problems. The package consists of eight program/libraries, on tape, that can be loaded separately on an unexpanded 16K TI99/4A.

They include:

BRAKES ELECTRICAL
COOLING HEATER & A/C
ENGINES TRANSMISSION
STEERING LEAKS-NOISES

ORDER NOW! This price is an introductory offer. For your entire set send \$12.95 to:

HOMECARE SOFTWARE

P.O. BOX 850

HOPKINS, MINN 55343

Make Your Mark . . . from p. 24

```

1590 CURSOR=33
1600 CALL HCHAR(ROW,COL,PUT)
1610 RETURN
1620 FLAG1=0
1630 CURSOR=35
1640 IF FLAG2=1 THEN 1660
1650 FLAG2=1
1660 RETURN
1670 REM
1680 REM *** CHANGE ERASE/DRA
W ***
1690 REM
1700 IF FLAG3=0 THEN 1730
1710 ON FLAG2+1 GOSUB 1740,1800
1720 CALL HCHAR(ROW,COL,PUT)
1730 RETURN
1740 FLAG2=1
1750 PUT=CHR(SET)+CHARACTER-1
1760 IF FLAG1=1 THEN 1780
1770 FLAG1=1
1780 CURSOR=33
1790 RETURN
1800 FLAG2=0
1810 PUT=31
1820 CURSOR=37
1830 IF FLAG1=1 THEN 1850
1840 FLAG1=1
1850 RETURN
1860 REM
1870 REM *** CURSOR UP/DOWN ***
1880 REM
1890 ON FLAG3+1 GOSUB 1910,1930
1900 RETURN
1910 FLAG3=1
1920 RETURN
1930 FLAG3=0
1940 RETURN
1950 REM
1960 REM *** ERASE ALL ***
1970 REM
1980 FOR I=1 TO 24
1990 CALL HCHAR(I,1,31,32)
2000 NEXT I
2010 RETURN
2020 REM
2030 REM *** CHANGE SCREEN COLO
R ***
2040 REM
2050 @SCREEN=@SCREEN+1
2060 IF @SCREEN<=16 THEN 2080
2070 @SCREEN=2
2080 CALL SCREEN(@SCREEN)
2090 RETURN
2100 REM
2110 REM *** CHANGE PEN COLOR
***
2120 REM
2130 IF (FLAG1=0)+(FLAG2=0)+(FLA
G3=0) THEN 2190
2140 SET=SET+1
2150 IF SET<=16 THEN 2170
2160 SET=2
2170 PUT=CHR(SET)+CHARACTER-1
2180 CALL HCHAR(ROW,COL,PUT)
2190 RETURN
2200 REM

```

TI 99/4A PROGRAMS

\$7⁹⁵
each

• GAMES • PERSONAL/HOME
• BUSINESS • EDUCATIONAL

Why spend up to \$40 each?

Programs require TI99/4A & cassette recorder. NOTHING ELSE REQUIRED!

For a free program catalog, send a self-addressed stamped envelope to:

Software Innovations


P.O. Box 88, Bethpage, NY 11714
SSAE for Free Catalog

```

2210 REM *** CHANGE SHAPE ***
2220 REM
2230 IF (FLAG1=0)+(FLAG2=0)+(FLA
G3=0) THEN 2290
2240 CHARACTER=CHARACTER+1
2250 IF CHARACTER<=8 THEN 2270
2260 CHARACTER=1
2270 PUT=CHR(SET)+CHARACTER-1
2280 CALL HCHAR(ROW,COL,PUT)
2290 RETURN
2300 REM
2310 REM *** INSTRUCTIONS ***
2320 REM
2330 CALL CLEAR
2340 PRINT "WANT INSTRUCTIONS? (
Y/N)"
2350 CALL KEY(3,K,S)
2360 IF S=0 THEN 2350
2370 IF K=78 THEN 3030
2380 IF K=89 THEN 2410
2390 PRINT "Y" OR "N" PLEASE.
2400 GOTO 2350
2410 CALL CLEAR
2420 PRINT "WELCOME TO MAKE YOU
R MARK"
THIS PROGRAM
WILL ALLOW YOU TO DRAW DE
SIGNS OF YOUR
2430 PRINT "OWN CHOOSING. SIMPLY
USE THE JOYSTICK OR THE
KEYBOARD TO DIRECT THE PE
N.
WHEN
2440 PRINT "IT IS DOWN, IT WILL
DRAW ACCORDING TO THE SHA
PE AND COLOR OF POINT YOU
HAVE CHOSEN.
2450 PRINT "THE PEN LOOKS LIKE
THIS: CHR$(33)
2460 PRINT "PRESS ANY KEY TO
GO ON)
2470 CALL HCHAR(20,27,33)
2480 CALL HCHAR(20,27,34)
2490 CALL KEY(0,K,S)
2500 IF S=0 THEN 2470
2510 CALL CLEAR
2520 PRINT "IF YOU WANT TO MOVE
THE PEN AROUND WITHOUT DR
AWING ANYTHING, SIMPLY
PRESS THE '1'
2530 PRINT "KEY. THIS WILL LIFT
THE PEN AND YOU WILL BE
FREE TO MOVE THE PEN WHER
EVER YOU
2540 PRINT "WANT WITHOUT LEAVING
A MARK TO PUT THE PEN B
ACK DOWN, PRESS '1' AGAIN
2550 PRINT "THE PEN, WHEN 'UP'
LOOKS LIKE THIS: CHR$(35)
2560 PRINT "PRESS ANY KEY TO
CONTINUE)
2570 CALL HCHAR(20,13,35)
2580 CALL HCHAR(20,13,36)
2590 CALL KEY(0,K,S)
2600 IF S=0 THEN 2570
2610 CALL CLEAR

```

Continued on p. 73



Dealers

Don't make your customers look elsewhere. Contact us for Dealership/Distributorship opportunities. Make Norton Software your #1 software line.


Customers

Most TI Dealers are already carrying or will assist you in obtaining our quality software. If you lack a TI dealer, look for our logo appearing elsewhere in this magazine.

Quality software requires quality packaging. The above illustrations represent part of our artistic packaging design.


THE NAME OF THE GAME ^{T.M.}
 THE NAME OF THE GAME
 THE NAME OF THE GAME
 THE NAME OF THE GAME

1. Attack-man
2. Cross Country Car Rally
3. Graphics Package
4. Killer Caterpillar
5. Lunar Lander
6. Music Synthesizer
7. 3-D Startrek
8. Super Frogger
9. Tank



SOFTWARE Ltd.
NORTON ^{T.M.}
 software Ltd.

P.O. Box 575, Picton, Ontario, Canada K0K 2T0



PLAY DATA/WARE'S FEATURED GAME: **Mad Dog**

MAD DOG I:

You're driving a speeding red car down the highway when suddenly you begin to encounter giant, mutant spiders. Your mission: extermination. But watch out for the big, Mack truck. Timer, bonus bugs for extra points, advancing levels of play.

MAD DOG II: (Assembly language)

A souped up version of MAD DOG I. More levels. Quicker response. More fun. Dynamite!

LOST PATROL:

Stranded deep in enemy territory, you must make your way back to your forces. Your 5 man patrol must avoid enemy men, treacherous terrain, and forces of nature. Pray that at least 1 man of your patrol can survive. Advancing rounds and difficulty.

WYVERN:

('wī vər)n a two-legged dragon with wings and a barbed tail. Can you get the treasures without being fried? Look out for the web-spinning spider, the baby dragons, and especially the Wyverns. Multiple rooms, advancing levels of play.

CAVEMAN:

A long time ago on a planet far away ... Dodge giant sow bugs, hit beasts with rocks and evade the vampire bats. Choose from level 1 to 7, advancing difficulty.

BASEBALL TRIVIA:

Over 150 questions. Such as; "Who struck out Babe Ruth 19 out of 31 times?" Multiple choice. Each game is different because random numbers determine the possible selections and in which order the choices will be printed. Hours of fun.



CALL TOLL FREE

Mastercard & VISA Card Holders



1-800-382-3282

1-800-882-3282 (CA only)

All orders shipped within 2 business days!

10% discount (2 or more games)

1-619-453-7660 (AK, HI, Canada)

Dealers' and Programmers' inquiries invited.

© All games Copyright 1983 DATA/WARE DEVELOPMENT, INC.



ORDER FORM

Extended BASIC Module Required

QTY.

- Wyvern (cassette) \$14.95
- Mad Dog I (cassette) \$13.95
- Lost Patrol (cassette) \$13.95
- Caveman (cassette) \$13.95
- Baseball Trivia (cassette) \$8.95

QTY.

- Wyvern (disk) \$16.95
- Mad Dog I (disk) \$15.95
- Lost Patrol (disk) \$15.95
- Caveman (disk) \$15.95
- Baseball Trivia (disk) \$10.95

Mini Memory Module Required

- Mad Dog II (cassette) \$15.95

- Mad Dog II (disk) \$17.95

Check Money Order MasterCard VISA

Card No. _____ Exp. _____

Name _____ Signature _____

Street _____

City/State/Zip _____ Phone _____

Send this form or a copy with your check, money order or credit card information to:

Data/Ware Development, Inc.
4204 Sorrento Valley Blvd.
San Diego, CA 92121

ATTN: Games

SUBTOTAL: _____


10% discount (2 or more games): () _____

CA res. sales tax: _____

Shipping & Handling: \$2.25 _____

TOTAL ENCLOSED: _____

ZOMBIE MAMBO™



NO REST FOR THE WICKED

A Review of *Zombie Mambo* by Judy Sanoian

99 or HCM Staff

Name: *Zombie Mambo*
Program Type: Adventure Game
Language: BASIC
Distributor: TImagination
P.O. Box 2805
Fairfield, CA 94533
Price: \$22.95

System Requirements:
Cassette Recorder

	Poor	Fair	Good	Excellent
Performance	██████████	██████████	██████████	██████████
Engrossment	██████████	██████████	██████████	██████████
Documentation	██████████	██████████	██████████	██████████

The title "*Zombie Mambo*" may conjure up a macabre image of pale, hollow-eyed corpses shuffling in time to a Latin beat. But this game fulfills only half of its title's promise. There is, to be sure, a coterie of somnambular spirits, but these zombies don't exactly boogie to a disco beat, or even a sedate tango. They plod along slowly, as if they might be sporting leg irons.

Those who are wise in the ways of cyber-tainment will immediately nod and say "Ah, typical sluggish BASIC game." It can indeed be difficult to find BASIC games that are fast, complex and challenging. In my opinion, *Zombie Mambo* meets all three of these criteria. First, it is a complex game, offering multiple screens and two separate scenarios. It even has elements of an adventure game in that you must progress through interconnecting chambers of a crypt, using clues to find your way out. Second, the game is extremely challenging on even its easiest level of difficulty. (I challenge anyone to make it to the crypt their first time through!) As for speed, *Zombie Mambo* is one game in which slow motion is appropriate for the scenario. The slow, jerky motion of BASIC is perfectly suited to simulate the dead zombie shuffle.

Continued on p. 46

Computer Gaming is a section for all game lovers—players, designers, and programmers of microcomputer games. Regular features include product reviews, letters to the editor, player strategy, a question and answer forum, a Hall of Fame for high scorers, tutorial articles on game design and programming, plus interviews with professionals in the world of computer gaming.

All submissions for *Pros on Programming* are governed by the same conditions and payment rate as manuscripts sent to other departments of *99'er Home Computer Magazine*. Materials submitted for the features shown below are treated the same for copyright purposes as letters to the editor in *99'er Home Computer Magazine* (as explained in the Masthead). If chosen for publication, the material (except for *99'er Hall of Fame*) will earn for its author a free computer game (either TI or third-party) and/or a one-year subscription to this magazine.

99'er Hall of Fame candidates with high scores in TI, third-party, or *Computer Gaming* games must completely describe the conditions under which their scores were achieved (i.e., skill level, keyboard or joystick use, screen number, partner participation, appearance of screen, etc.). Candidates may not be directly related to or affiliated with the programmer of the game or the publishing firm. No compensation will be provided to new inductees whose names are chosen to be immortalized—Fame is its own reward.

Game Review Criteria

Game Performance measures how well the game responds to the player's commands, rates the quality and realism of the graphics and animation, and examines how well the sound effects, music or speech are integrated into the game. It also determines whether the game delivers what is promised in its advertisements.


Engrossment focuses on that intangible quality that holds the player on the edge of his seat while the hours tick by unnoticed. The game's staying power is also assessed.

Documentation rates the printed matter that comes with the game. It notes whether the instructions are clear, comprehensive and easy to use, whether the machine configuration requirements are spelled out, and looks for such information as how to load the program, use the keyboard, and restart the game.

Adventure Registry



Strategy Corner



99'er Hall of Fame



Wyvern

A Review by Erin O'Connor 99'er HICM Staff

Those of us who majored in English will remember struggling through *Beowulf*, the Old English epic poem from the 7th century. As we all remember, Beowulf was killed by a *wyvern*, a mythical, dragon-like creature who guarded a mound of treasure. In *Wyvern*, Data/Ware's version of the old struggle between dragon and hero, your goal is the wyvern's treasure, which you seek in a random succession of three rooms. You accumulate points as you escape each chamber with treasure.

Reinforcements on the Way

Beowulf battled his dragon alone, but we latter-day heroes need help. In *Wyvern*, you go into battle with three men and can call on as many as six if you marshal your forces with skill. Your first 1500 points wins you an additional man, and every 2500 points after that wins you another, up to a maximum of six men at any one time. And don't feel sheepish about calling in these reinforcements: Our modern-day wyvern has allies too—a giant spider and troops of baby dragons. We don't think he needs them. He swoops down on the man who enters his chamber with a terrifying swiftness, and if the wyvern himself doesn't kill your hero with his poisonous touch, his independent fire blast will probably incinerate him. This wyvern doesn't stand on ceremony either. He never gives an invading hero a chance to get his bearings but is upon your man the second he crosses—no, approaches—the threshold.

In the two other chambers of the wyvern's citadel are his allies—lesser threats who seem to exist mainly to give your heroes a fighting chance. If your man doesn't drown on his way across the moat, he must take his chances in one of the castle's three rooms. If he's lucky, it won't be the wyvern's; perhaps he'll find himself in the baby dragon chamber, where sprite-generated troops of dragons move across the screen in a medieval freeway formation reminiscent of *Frogger*. On at least the early levels, your hero will be able to negotiate his way through the dragons to pick up the necklaces at the top or bottom of the room. On the first level of play, he can pick up a total of 3 necklaces in any one of the three rooms; on succeeding levels, each room contains a maximum of four treasures. He can't escape a room until he's picked up at least one gem. He advances to the next level of play when he's taken at least one treasure from each room.

If your hero, or one of his avatars, escapes the baby dragons and fortune still smiles, he'll find himself next in the spider's webby chamber. Here he must make his way to more treasure by out-

Name: Wyvern
Medium: Cassette/Diskette
Language: Extended BASIC
Distributor: Data/Ware Development, Inc.
 4204 Sorrento Valley Blvd.
 San Diego, CA 92121
 (800) 382-3282
 (800) 882-3282 (CA)
 (619) 453-7660 (AK, HI, Can)
Price: \$14.95/16.95

System Requirements:
 Extended BASIC Cartridge
 Joystick #2

	Poor	Fair	Good	Excellent
Performance	████████████████████			
Engrossment	████████████████████			
Documentation	████████████████████			

maneuvering the attacking giant spider and advancing around or through the treacherous spider's web. The cleverly designed m-shaped spider moves about his room spinning even more bits of web as he goes. If your man perches on the web, he may break through it after a short wait, but the spider's advance toward him will accelerate as he sits there.

We found that the shift from room to room (from game-to-game really) keeps interest high, as does the difficulty of the game in each room. Short transition times between rooms and quick waves of reinforcements maintain a good momentum of play. One complaint: The wyvern in his chamber is *too* formidable a foe. On even the lowest levels of play your man often doesn't even make it into the wyvern's chamber, and your rapidly diminishing reserve forces (displayed at the top of the screen under your score) fare no better. Several of us played the game, and only our ace player was able to keep her men—or one of them—alive to escape with treasure.

The Best Defense

Data/Ware's documentation—short on background story and long on helpful hints for loading and playing the game—seems to acknowledge that the wyvern's chamber presents a difficult level of play when it suggests (1) that you pay attention to the unique entrance sound for each room so that you can point your man in some evasive direction even before he enters the room, and (2) that in the wyvern's room, the best evasion is constant motion in all eight directions that your joystick allows. Imitation may be the most effective means of defense. We found that we could best evade the wyvern by emulating his sweeping, triangular flight pattern which goes beyond the boundaries of the room.

As you progress to the upper levels of play, the wyvern's attack speeds up; the baby dragons move along their freeway in thicker and faster formation; and the spider

ROBOT RUNNER

Requires Extended BASIC, both keyboard and joystick versions included. Available on cassette or diskette.

For the Texas Instruments 99/4(A) Home Computer
The Organized Robot Terrorist Society Against Civilization (ORTSAC) is determined to conquer the world with its army of robots! Yet, your forces have discovered the heavily-guarded ORTSAC headquarters! Can you infiltrate your Android past the Irate 004 security forces? Will you be able to guide him through the labyrinth of dangers that lie ahead so that he may reach the inner chamber where he must confront and terminate the leaders of ORTSAC?

Seven screens of exciting, fast-paced adventure in the year 2600!

MOONBEAM SOFTWARE
Ask for Moonbeam Software at your local retailer, or for a free color brochure send name and address to Moonbeam Software, 2 Bridge Street, Dept. H Northhampton, MA 01060.
Dealer inquiries invited. Call Mr. Moon 413-586-6290.

© Copyright 1983 Moonbeam Software

ZERO ZONE

Requires Extended BASIC, both keyboard and joystick versions included. Available on cassette or diskette.

For the Texas Instruments 99/4(A) Home Computer
The enemy is preparing to launch a nuclear warhead that will devastate and annihilate your civilization! They have sent in a squadron of bomber and fighter planes to strip Ground Zero of all defenses and leave it vulnerable to imminent disaster... Commanding two turret guns, you defend the skies against your enemy! Will they destroy your ammo-dump? Will they launch their warhead? Can you defend your civilization from total destruction? The ultimate in super-fast action, arcade-style games with explosive, dazzling graphics!

MOONBEAM SOFTWARE
These exciting games also available from Moonbeam Software: •Death Drones •Moonbeam Express •Moonvasion •Astromania •Garbage Belly •Strike Force 99 •Cavern Quest

© Copyright 1983 Moonbeam Software

spins more complex and stronger webs. (Your man must wait longer to break through.) At the same time that your foes get faster and offer more frequent attacks, your poor heroes tire and slow down. While this is in keeping with the story logic, it doesn't seem quite fair; a skillful player with quick reflexes can feel hampered and even hopeless as his heroes respond with maddening slowness to intensified attacks. Given this limited ability to respond, positioning rather than speed is the only tactic left a player.

We liked the ingenious simplicity of *Wyvern's* graphics. The citadel is quite adequately suggested by a stone-like outline. The wyvern himself is a graphics triumph, looking like the real thing, though the action of his fire blast seems oddly independent of its owner. But even if the behavior of the fire blast is a departure from traditional accounts of dragons, it nevertheless contributes to the high level of difficulty you'll encounter in the wyvern's chamber. Some of us felt that the baby dragons looked more like baby dragonflies, but this is just a quibble in our generally high regard for *Wyvern's* inventive use of sprites. The treasure is recognizably made up of necklaces and rings, and in a room crowded with baby dragons or a fast-growing spider web you'll find yourself grateful for a treasure large enough to spot easily.

Wyvern's scenario is a bit sketchy, but we didn't mind the documentation's spending so little time on "the story." The brief paragraph devoted to a history of the

wyvern's citadel and treasure is really all that's needed for so familiar a tale, and it's a refreshing change from the poorly written elaborate narratives of so many fantasy games. The documentation moves quickly from establishing the scenario to an orderly sequence of clear instructions and strategy tips.


The strategy tips are especially appreciated, as *Wyvern* presents a combination of difficult games that verge on the impossible. Our players found this more challenging than discouraging, and we

think you'll want to cross that moat and undergo the *Wyvern's* varieties of hospitality too.

Note: If you are loading this program from cassette and *do not* have the 32K Memory Expansion, you must disconnect your disk drive in order to make the game run. If loading from diskette, you must have the 32K Memory Expansion in order for *Wyvern* to run. Also, the game is programmed to run with Joystick #2 of the double joystick. It will not run with a single joystick or Joystick #1.

99'er

99'er Hall of Fame



We are proud to induct the following gamers into the 99'er Hall of Fame: We are pleased to be able to send each of them one of our new Hall Of Fame Certificates. Congratulations to:

Name: **Michael Strout** (Scarborough, ME)
Game: **Alpiner**
Score: **94,599**

Name: **Dave Miller** (Lynchburg, VA)
Game: **TI Invaders**
Score: **46,192**

Name: **Mike Newman**, age 16 (Montesano, WA)
Game: **Henhouse**
Score: **132,570**

Name: **Brent Shearer** (Spring Grove, PA)
Game: **Attack**
Score: **1,318,450**

GAMEWARE BUFFET

ESTABLISHED FOR THE 99/4A

Escape from Wizard's Keep


by Jack Kitchens

198 Fairfield Ave.
Kenmore, NY 14223

You just can't seem to please anyone these days. The evil wizard, Torlik, has been insulted because you mispronounced his name. So he's locked you in the dungeon beneath his fortress keep. While sitting around in your cell, you notice a loose stone in the cell wall and move it, revealing a passage. Entering the passage, you find five objects hidden away by the wizard. Take these objects with you, for now you are in the labyrinth below the wizard's keep and you will need them to find your way out. From stories you have heard in the past, you know that one of the five objects is a magic charm (but you can't remember which one) and if you can find the magic room while you are holding the magic charm and say the magic word, you will escape.

The Game

Escape From Wizard's Keep, a text/graphics adventure written in Extended BASIC, does not require joysticks for game play. You can move about the labyrinth beneath the wizard's keep by saying NORTH, SOUTH, EAST, WEST. You have 5 objects—an amulet, gem, bottle, rock and lamp—to help you in your search



for an escape route. You must use the names of the objects in combination with DROP to find your way through the labyrinth. Other words you may want to use are GET, SAY, QUIT, GO, TAKE, and LEAVE. One of the five objects is the magic charm, and the name of one of the other four objects is the magic word.

Wizard's Hazards

If you have the magic charm and say the magic word when you're in the magic room, you will escape. If any one of the three ingredients is missing, you will be transported to an ordinary room. You must beware of the Fire Pit and avoid getting trapped in a room without any doors. As in most adventures, the best strategy is to make a map. Drop an object and note where you dropped it (that's what the objects are for). When you return to a room containing the object, observe how you got there. If you go from one room to another by moving in a certain direction, you may not be able to return to the same room by going in the reverse direction. Some passageways even lead back to the room they come from! The labyrinth is also inhabited by many little creatures, like the Fire Beasts, who appear from time to time. When you meet these creatures they will give you advice on which direction to take. Don't always believe them, for they lie as often as not.

Fame and Fortune

Dedicated adventurers who play this game may want to send in their record-

breaking playing times to *Hall of Fame*. Be sure to have the signature of a witness to verify your phenomenal adventuring speeds! Those of you who remain lost in the maze for hours, may begin to lose hope. Trust us—there is a solution. If you do finally give up, check out the November issue. We will print a solution—a sure-fire plan of escape—for you to use. Look for it in the *Adventure Registry*. Meanwhile, for those of you who still believe in magic, see how many solutions you can conjure up!

Escape From Wizard's Keep Explanation of the Program

Line Nos.	
100-160	Title header.
170-230	Title screen.
240-260	Maze input.
270	Starting room.
280-430	Characters, objects, and walls.
450-500	Object assignment and color schemes.
510-530	Initialization and game start.
540-810	Passageways.
820-880	Normal room.
890-1030	Doorless room and Fire Pit.
1040-1260	Game setup.
1270-1290	Magic room.
1300-1340	Freedom.
1350-1430	Sentence splitting.

Continued on p. 40



Grisly Adventure

by Robert Schenk

424 Jackson
Rensselaer, IN 47978

The great outdoors beckons us to the land of the big pines, crisp air, and, of course, the grizzly bear. In this game you go on a bear hunt deep in the wilderness, far from any roads or human settlements. To get to the happy hunting grounds you load up a canoe with supplies and start down the Ursus River. To reach the remote area where the bear lives, you must shoot the Thunderbolt Rapids. As the boat lurches forward, you will need all your skill to avoid the rocky shore or a submerged boulder. Though it may sometimes appear that there is no way through, there is always at least one safe path. If the canoe capsizes, you must swim for your life.

Upon arriving at the bear's lair, you hop from the canoe and begin tracking him down. Remember that bears are unpredictable, and if you don't shoot fast, you may end up a grizzly dinner. If you do shoot the bear, you must retrieve him and bear him back to the canoe.

Hunting time is limited, so make every move count. Your canoe cannot handle a heavy load of supplies, and if you are

capsized in the rapids, you may have barely any left. If you do not leave the hunting grounds before your supplies run out, you will lose your bearings and die of hunger and exposure.

If you manage to stay alive, there is only one more obstacle left to overcome—a final series of rapids. If you capsize in the whitewater of Tooth and Claw Gorge, you will lose the bear (if you have one) and perhaps drown as well!

Your Days Are Numbered

There are three levels of play to choose from. On the first two levels you only have to shoot three sets of rapids at the beginning and at the end. Once you begin hunting, the bear will be in sight at all times. These levels give you the most time to hunt. On level three you must shoot four rapids, and once you begin the hunt, you will see the bear only when it is very close. Hunting time will be short on this level, and your gun range will be more limited.

You will begin the hunt with a rifle, a pistol, and plenty of supplies. Each time you capsize or run aground in the rapids,

some of these resources will be lost. If you capsize once, you lose the rifle and must shoot the bear twice with your pistol to kill it. Loss of supplies means less time to kill the bear. The remaining time allotted for the hunt is indicated by a red bar at the bottom of the screen. If you do not finish the bear hunt and your canoe goes off the screen before the time is used up, you will die of exposure and starvation.

Survival Skills

Use the arrow keys to steer your canoe. You must make sure, however, that the Alpha Lock key is up, or else you will not be able to move during the hunt. The arrows on the keys indicate their direction. When hunting the bear, you shoot by pressing the appropriate arrow key and the shift key at the same time. Thus, an upper-case [E] will cause the gun to shoot toward the top of the screen, but a lower-case [e] will move you toward the top of the screen. With a little practice you will find the keys easy to use. There are two other keys you will need to use in order to survive this grisly adventure. To get out of the canoe and begin the hunt you must move the canoe to shore and press [o] (for "out," of course). To get back into the canoe, you must move back to the shore next to the canoe and press [i] (for "in"). If you try to land by pressing [o] and nothing happens, make sure that (1) you are not pressing zero, (2) you are next to land, and (3) there is no tree in the way. After all, you cannot land on top of a tree! You cannot hunt the bear from your canoe because you must be on land for the hunting keys to work.

When you first begin the game, it might be useful to simply maneuver through the rapids until you have mastered them. Then try hunting at the lowest level. Only when you consistently finish as a great hunter at the lowest level (the cub-hunter level) are you ready to move up to levels 2 and 3. So let's pack our supplies and move out to Bear Country—once you've been there, leaving may be unbearable.



Grisly Adventure Explanation of the Program

Line Nos.	
100-140	Program header.
150-240	Initialize array A().
250-340	Set up character patterns and colors.
350-840	Display playing screen.
850-1120	Main control loop to move the canoe through the rapids.

Continued on p. 37

Two Great Game Cartridges for Your Texas Instruments 99/4A™
Guaranteed to work on all present and future versions of the TI 99/4A™

AMBULANCE™



DRIVING DEMON™

Funware™

A Subsidiary of Creative Software

Ambulance™ and Driving Demon™ are trademarks of Funware, Inc.

™Texas Instruments,™ and ™Texas Instruments 99/4A™ ™TI 99/4A™ are trademarks of Texas Instruments

230 E. Caribbean Drive • Sunnyvale, CA 94089

BUDGET MANAGEMENT SYSTEM

\$150 Value
Introductory Price Only \$29.95

A Complete accounting system that will manage simple or complex home financial matters; consists of a family of six individual programs that operate as a single friendly package; the following list highlights key features:

- * Up to 150 user definable accounts
- * Group accounts into max 30 categories
- * Very friendly, minimizes keystrokes
- * Complete income & expense reports
- * Complete asset & liability reports
- * Extensive user Operating Guide incl.
- * Compares monthly & YTD budget/actual
- * Computes Net Worth & Profit/Loss
- * Suitable for small business usage
- * All data retained for other programs

Requires: TI 99/4A, Ext. Basic, 1 or 2 Disk Drives, Ext. Memory, RS232, 80 Col. Wide Printer

Free Shipping Within the U.S.
Send check or money order to:

SOUND COMPUTER DESIGNS
470 Haviland Road
Stamford, CT. 06903



NEW!
Christmas Music
Songs and Visuals
Full Chord Capability
Excellent Song Reproduction
Spectacular Full Color Graphics

Silent Night, We Three Kings, Joy To The World, It Came Upon A Midnight Clear, The First Noel, Jingle Bells, Hark The Herald Angels Sing, O' Little Town of Bethlehem, Away In A Manger, O Come All Ye Faithful, God Rest Ye Merry Gentlemen, We Wish You A Merry Christmas, Deck The Halls, O Christmas Tree, Plus A Mystery Song!

For Use With
TI 99/4A (Cassettes Only)
CASSETTE: \$19.95; DISK: \$24.95

Plus \$2.- for postage & handling
Personal Checks, allow 2 weeks extra for delivery
Washington Residents add sales tax.
Dealer Inquiries Welcome
P.O. Box 9204 Dept. N10, Renton WA 98055, (206) 228-1249

NATIONAL PROGRAMMING AND SOFTWARE

GRAPHICAL ADVENTURES

Complete advantage of the TI Home Computer's color graphic capabilities has been taken in the development of 5 graphical adventures. Maneuver a graphical adventurer around inside a window containing graphical and word objects. Type 2-word commands in the form of verb-noun. Exit the window where possible and a new window will quickly assemble so the adventurer can continue on his journey. Each adventure comes packaged with written instructions and a clue sheet. For 99/4 or 99/4A computers.

TI BASIC PROGRAMS

A Night Inside Ulysses Mansion:

This graphical adventure was written for those people who are interested in learning how to play adventures. Well-written, step-by-step instructions will teach, as you become intent upon discovering the secrets of Ulysses' Mansion. A **\$10 coupon** is enclosed which can be used toward a future purchase. Written for beginners
..... \$14.95

The Yanks Or The Rebs:

As a secret agent involved in espionage during the American Civil War, you will undoubtedly find danger and challenge commonplace in this graphical adventure. Written for intermediate adventurer..... \$17.95

Sundial Island I & II

Shot down over a Japanese-inhabited island in World War II, your mission is to free your copilot from enemy captivity by outwitting island natives, Japanese soldiers and other hostile island inhabitants. This extensive adventure comes in two parts. Written for advanced adventurer \$23.95

TI EXTENDED BASIC PROGRAMS

Medieval Adventure:

Explore a castle, cave and dragon valley. Meet Merlin and a witch. Gather up to 18 items such as sword, rope, key and herb to help you during your journey. Save-game option. Recommended for intermediate or advanced adventurer
..... \$17.95

Egyptian Adventure:

You've been sent back in time to collect Egyptian treasures to save the American government from bankruptcy. Explore a tomb, pyramid and time machine. Meet 3 Egyptian gods. Save-game option. Recommended for intermediate or advanced adventurer..... \$17.95

ORDERING INFORMATION

Buy 3 or more games and discount yourself 25%
Cassette Orders Only

Send Check or Money Order To:

Walter J. Dollard
417 Woodland Hills
Pittsburgh, PA 15235

Grisly Adventure . . . from p. 33

- 1130-1330 End of game. Option to play again.
- 1340-1430 Subroutine to display a string without scrolling.
- 1440-1620 Subroutine to display the trees.
- 1630-2160 Set up the maze and the bear.
- 2170-2400 Move canoe to the maze.
- 2410-2890 Control loop to move through the maze.
- 2900-3560 Subroutines to handle events in the maze. End-of-game messages.
- 3570-3730 Initialize variables for a new game.
- 3740-3910 Input level of difficulty.
- 3920-3990 Game data.
- 4000 End of the game.

```

100 REM *****
110 REM * GRISLY ADVENTURE *
120 REM *****
130 REM BY ROBERT RENSSLAER
140 REM 99'ER VERSION 2.12.11
150 OPTION BASE 1
160 DIM A(31,11)
170 CALL CLEAR
180 RANDOMIZE
190 FOR I=1 TO 31
200 A(I,1)=10
210 A(I,11)=10
220 NEXT I
230 DATA 10,10,10,10,10,10,10,400,
350,300,-300
240 READ A(1,10),A(2,10),A(3,10)
,A(29,10),A(30,10),A(31,10)
,A(SN(2),SN(3)),SN(4),SN(5)
250 RESTORE 3940
260 FOR X=1 TO 22
270 READ B,AS
280 CALL CHAR(B,AS)
290 NEXT X
300 FOR X=1 TO 5
310 READ D,B,C
320 CALL COLOR(D,B,C)
330 NEXT X
340 GOTO 3570
350 GOSUB 370
360 GOTO 1630
370 CALL CLEAR
380 CALL COLOR(9,3,13)
390 CALL HCHAR(1,1,96,320)
400 M=1
410 K=3
420 CALL COLOR(10,2,13)
430 GOSUB 1440
    
```

```

440 K=5
450 GOSUB 1440
460 K=6
470 GOSUB 1440
480 GOSUB 1440
490 CALL HCHAR(18,1,137,224)
500 CALL SCREEN(13)
510 FOR I=3 TO 27 STEP 2
520 CALL HCHAR(INT(RND*5+19),I,
138,2)
530 NEXT I
540 F=14
550 R=-1
560 CALL HCHAR(11,1,150,32)
570 CALL HCHAR(17,1,149,32)
580 CALL HCHAR(12,1,130,160)
590 IF R=W THEN 1120
600 X=INT(RND*5)+2
610 R=R+1
620 D=1
630 J=2
640 T=R+2
650 Z=-1-R
660 U=-1-R*.15
670 A(J,X)=T
680 A(J+1,X)=T
690 IF R>1 THEN 710
700 A(J+2,X)=T
710 ON INT(RND*1.55+1.75) GOTO 7
720 IF (X-D>6)+(X-D<2) THEN 770
730 D=-D
740 GOTO 760
750 IF (X+D>6)+(X+D<2) THEN 720
760 X=X+D
770 XA=INT(RND*5+2)
780 IF A(J,XA)=T THEN 770
790 A(J,XA)=Z
800 CALL HCHAR(10+XA,J,132)
810 IF RND>U THEN 770
820 J=J+1
830 IF J<27 THEN 670
840 I=31
850 CALL KEY(3,X,Y)
860 I=I-1
870 IF X=69 THEN 900
880 IF X=88 THEN 920
890 GOTO 930
900 F=F-1
910 GOTO 930
920 F=F+1
930 CALL HCHAR(F,I,115,2)
940 IF (F<12)+(F>16) THEN 1000
950 IF (A(I,F-10)=Z)+(A(I+1,F-10)=Z) THEN 1010
960 IF I=1 THEN 580
970 CALL SOUND(SN(T),-5,20)
980 CALL HCHAR(F,I,130,2)
990 GOTO 850
1000 F=14
1010 CALL SOUND(1500,110,13,1000,
15,-7,3)
1020 FOR K=1 TO 1 STEP -1
1030 CALL GCHAR(14,K,G)
1040 CALL HCHAR(14,K,117)
1050 CALL SOUND(200,-5,20)
1060 CALL HCHAR(14,K,G)
    
```

Continued on p. 38

ANDROMEDA

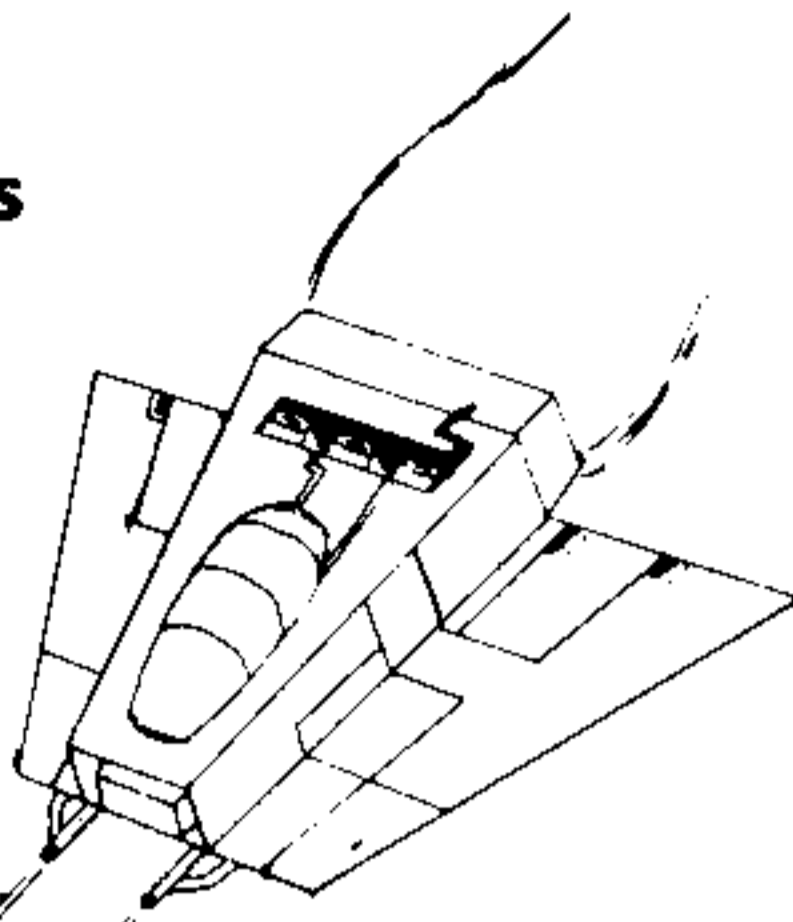
ACTION PACKED!

High Resolute Graphics

Your mission, Captain, is to destroy the enemy with your limited fleet and protect your base ship.

Game requires TI extended basic module and joystick

**TI 99/4A
Cassette Software**



**Limited Time
Holiday Special
\$15.⁰⁰**

add \$1.50 shipping & handling
check or money order
Allow 2 to 4 weeks for delivery
Dealer Inquiries Invited

By I&I Computer Programming Ltd.
Box 447 Holden, Alberta
CANADA T0B 2C0

THE SIDEWINDER

RAMBYTE COMPUTER INSTITUTE
In affiliation with:
PROGRESSIVE ELECTRONICS

Developed and NOW Taking
Orders For Sidewinders 1 & 2

Dual Sided Dual Density 5 1/4" Disk Drives
In Single or Dual Power Box
Featuring High Performance REMEX Drives
Our Exclusive 1 Yr or 3000 hr Usage Guarantee
(whichever happens first.)

)))) BUILT IN SURGE LIMITER <<<<
Surge Controls Drives AND Computer
Over Current and Over Voltage Protected
* For TI, SANYO, TRS, MORROW, KAYPRO, IBM/PC *

Single \$399.95 Dual \$775.75
Send Cashier's Check or Money Order

RAMBYTE Sidewinders
P.O. Box 477
Whitehall, Mont. 59759
Ph (406) 287-5718

Dealer inquiries invited

**

Trademarks registered to respective manufacturer

Grisly Adventure . . . from p. 37

```

1070 NEXT K
1080 A(30,7)=A(30,7)-7
1090 H=0
1100 IF A(30,7)<A(1,7) THEN 3490
1110 GOTO 560
1120 RETURN
1130 K=22
1140 M=2
1150 GOSUB 1360
1160 AS="WANT TO PLAY AGAIN?"
1170 K=24
1180 M=2
1190 GOSUB 1360
1200 CALL HCHAR(12,1,130,160)
1210 I=30
1220 R=0
1230 R=1-R
1240 CALL HCHAR(14,J,115,2)
1250 CALL KEY(3,I,K)
1260 IF I=78 THEN 4000
1270 IF I=89 THEN 3570
1280 IF R=0 THEN 1300
1290 CALL HCHAR(14,J,130,2)
1300 J=J-R
1310 IF J>1 THEN 1230
1320 J=30
1330 GOTO 1230
1340 FOR NL=1 TO L
1350 READ K,M,AS
1360 FOR I=1 TO LEN(AS)
1370 CALL HCHAR(K,M+I,ASC(SEGS(A
S,I,1)))
1380 NEXT I
1390 IF NL=0 THEN 1430
1400 NEXT NL
1410 L=1
1420 NL=0
1430 RETURN
1440 I=0
1450 M=M+2
1460 CALL HCHAR(K,M,154)
1470 CALL HCHAR(K,M+1,155)
1480 CALL HCHAR(K+1,M,156)
1490 CALL HCHAR(K+1,M+1,157)
1500 CALL HCHAR(K+2,M,158)
1510 CALL HCHAR(K+2,M+1,159)
1520 CALL HCHAR(K+3,M,137)
1530 CALL HCHAR(K+4,M,138)
1540 CALL VCHAR(K+3,M+1,104,2)
1550 I=I+1

```

```

1560 ON I GOTO 1450,1570,1620
1570 M=M+1
1580 CALL HCHAR(K+1,M+1,152)
1590 CALL HCHAR(K+2,M+1,153)
1600 CALL VCHAR(K+3,M+1,105)
1610 GOTO 1450
1620 RETURN
1630 CALL HCHAR(1,1,137,320)
1640 CALL COLOR(9,4,12)
1650 CALL HCHAR(10,5,96,23)
1660 FOR I=4 TO 28 STEP 2
1670 IF I=28 THEN 1690
1680 CALL VCHAR(2,I+1,96,8)
1690 FOR J=2 TO 9
1700 A(I,J)=10
1710 NEXT J
1720 NEXT I
1730 FOR I=6 TO 24 STEP 6
1740 F=INT(RND*5)+4
1750 A(I,F)=0
1760 CALL HCHAR(F,I,96)
1770 G=INT(RND*(F-3))+2
1780 A(I,G)=0
1790 CALL HCHAR(G,I,96)
1800 A(I+1,G+1)=10
1810 CALL HCHAR(G+1,I+1,137)
1820 F=INT(RND*5+2)
1830 IF F=G+1 THEN 1820
1840 A(I+2,F)=0
1850 CALL HCHAR(F,I+2,96)
1860 G=INT(RND*(7-F))+F
1870 A(I+2,G)=0
1880 CALL HCHAR(G,I+2,96)
1890 A(I+3,G+1)=10
1900 CALL HCHAR(G+1,I+3,137)
1910 A(I+4,10)=10
1920 CALL HCHAR(10,I+4,137)
1930 A(I+4,9)=0
1940 CALL HCHAR(9,I+4,96)
1950 A(I+4,3)=0
1960 CALL HCHAR(3,I+4,96)
1970 NEXT I
1980 A(4,10)=10
1990 CALL HCHAR(10,4,137)
2000 A(28,9)=10
2010 CALL HCHAR(9,28,137)
2020 A(28,3)=10
2030 CALL HCHAR(3,28,137)
2040 N=14
2050 O=30

```

```

2060 CALL HCHAR(N,O,115,2)
2070 G=INT(RND*4+1)+6-1
2080 CALL COLOR(10,2,11)
2090 F=INT(RND*5)+3
2100 D=1
2110 CALL HCHAR(24,3,116,A(30,7)
-3)
2120 CALL HCHAR(22,5,84)
2130 CALL HCHAR(22,6,73)
2140 CALL HCHAR(22,7,77)
2150 CALL HCHAR(22,8,69)
2160 C=9
2170 CALL KEY(3,I,J)
2180 CALL HCHAR(N,O,130,2)
2190 IF I=83 THEN 2230
2200 IF I=69 THEN 2280
2210 IF I=88 THEN 2310
2220 IF I=79 THEN 2410 ELSE 2250
2230 O=O-1
2240 IF O=1 THEN 3260
2250 CALL HCHAR(N,O,115,2)
2260 GOSUB 2340
2270 GOTO 2170
2280 IF N=12 THEN 2260
2290 N=N-1
2300 GOTO 2250
2310 IF N=16 THEN 2260
2320 N=N+1
2330 GOTO 2250
2340 C=C-1
2350 IF C>-1 THEN 2400
2360 A(30,7)=A(30,7)-1
2370 C=A(30,8)
2380 CALL HCHAR(24,A(30,7),137)
2390 IF A(30,7)=3 THEN 3440
2400 RETURN
2410 IF N>12 THEN 2250
2420 IF A(O,10)=10 THEN 2250
2430 CALL HCHAR(N,O,115,2)
2440 P=N-2
2450 X6=O
2460 J=1
2470 CALL HCHAR(P,X6,96)
2480 CALL KEY(5,I,K)
2490 IF I=101 THEN 2660
2500 IF I=120 THEN 2670
2510 IF I=115 THEN 2700
2520 IF I=100 THEN 2710
2530 IF I=105 THEN 2900
2540 IF I=83 THEN 2820

```

FREE OFFER! COMPUTER CASSETTES

58¢

FREE TI-Compatible
"Advanced Word Challenge" cassette
with each order of
20 or more C-10's

- C-10 Length
- 5 Screw Shell
- Lifetime money back guarantee
- Storage Box add 12¢ each
- \$2.00 shipping charge-any quantity (Canadian Orders \$4.00 shipping)
- NJ Residents add 6% Sales Tax.
- Send check or money order to

PARALLEL SYSTEMS

Box 772
Blackwood, NJ 08012
609-227-9634

EDUCATION

GALACTIC SPELLING - A must for learning. Spell, phonics, testing, own input. 1, B, S, C or D \$19.95
HAPPY MATH - Colorful graphics 3, B, C \$14.95
SPELL & PHONICS - Compose lesson. 3, B, C \$14.95
COUNT-COINS - Colorful & realistic. 3, B, C \$14.95
SKILL BUILDER - 2 math games 1, B, C or D \$19.95

ENTERTAINMENT

SHUTTLE COMMAND - Earth is threatened. USA readies space shuttle Enterprise to combat the menace. See the RAMS approach in 3-D. 1, XB, C or D \$19.95
WILDCATTING - Drill, strike it rich. 1, C, B \$14.95
HAUNTED LIGHTHOUSE - Graphic adventure. \$'s, bullets, bombs, keys, matches etc. 4, XB, C \$17.99
THIEF - Graphic adventure. Find safe. 4, XB, C \$14.99
CHICKEN - Eat and don't get killed. 4, XB, C \$14.99
KONG - You must see it to believe it. 6 screens, all different like arcade game. 2, C or D, XB \$15.00
FROGGY - Cross traffic lanes then river logs. Action fast & smooth. Sound & music. 2, C or D, XB \$9.95
 Each game pak only 26.95

Pak/1 - 5 games, including Froggy & Baseball, 2, C, D, XB
 Pak/3 - Kong, Bouncer, Romeo, 2, C, D, XB

Intro Special **M.W. RUTH CO., Dept. 903** Dealers
 2 item deduct 10% **510 Rhode Island Ave.** Welcomed
VISA, MASTER-honored **Cherry Hill, N.J. 08002** Free
 Ship & Hdlg add \$2.50 **(609) 667-2526** Catalog

C=cass., D=disk, XB=extended basic, B=basic S=TE II
 1=Image 2=Ext. Software Co. 3=Maple Leaf 4=Tomputer
 We stock what we sell, for fast delivery.

```

2550 IF I=69 THEN 2740
2560 IF I=68 THEN 2830
2570 IF I=88 THEN 2750
2580 CALL HCHAR(P,X6,107)
2590 GOSUB 2340
2600 IF H<=1 THEN 2910
2610 IF (F<>P)+(G<>X6) THEN 2460
2620 H=2000
2630 CALL SOUND(800,220,5,330,6,
440,7)
2640 F=0
2650 GOTO 2460
2660 J=-1
2670 IF A(X6,P+J)=10 THEN 2580
2680 P=P+J
2690 GOTO 2580
2700 J=-1
2710 IF A(X6+J,P)=10 THEN 2580
2720 X6=X6+J
2730 GOTO 2580
2740 J=-1
2750 CALL SOUND(5,110,1,-3,1)
2760 FOR I=P+J TO P+Q+J STEP J
2770 IF (I<>F)+(X6<>G) THEN 2800
2780 CALL SOUND(1000,300,3)
2790 H=H+1
2800 NEXT I
2810 GOTO 2580
2820 J=-1
2830 CALL SOUND(5,110,1,-3,1)
2840 FOR I=X6+J TO X6+Q+J STEP J
2850 IF (I<>G)+(P<>X1) THEN 2880
2860 CALL SOUND(1000,330,3)
2870 H=H+1
2880 NEXT I
2890 GOTO 2580
2900 IF (P=10)*(X6=0)+(P=10)*(X6
=0+1) THEN 2170 ELSE 2580
2910 CALL HCHAR(F,G,96)
2920 IF (F=P)*(G=X6) THEN 3540
2930 V(1)=0
2940 V(2)=0
2950 V(3)=0
2960 V(4)=0
2970 IF A(G,F+1)=10 THEN 2990
2980 V(1)=1
2990 IF A(G+1,F)=10 THEN 3010
3000 V(2)=1
3010 IF A(G,F-1)=10 THEN 3030
3020 V(3)=1
3030 IF A(G-1,F)=10 THEN 3050
3040 V(4)=1
3050 B=D-2
3060 IF B>0 THEN 3080
3070 B=B+4
3080 ON V(1)+V(2)+V(3)+V(4) GOTO
3090,3110,3120,3120
3090 D=B
3100 GOTO 3150
3110 IF (V(1)+V(3)=0)+(V(2)+V(4)
=0) THEN 3150
3120 D=INT(RND*4+1)
3130 IF D=B THEN 3120
3140 IF V(D)=0 THEN 3120
3150 K=-1
3160 ON D GOTO 3170,3200,3180,32
10
3170 K=1
3180 F=F+K
3190 GOTO 3220
3200 K=1
3210 G=G+K
3220 IF ABS(F-P)+ABS(G-X6)>A(1,8)
) THEN 3240
3230 CALL HCHAR(F,G,106)
3240 IF (F=P)*(G=X6) THEN 3540
3250 GOTO 2460
3260 A(1,7)=A(1,7)+6
3270 FOR I=2 TO 27
3280 FOR J=2 TO 6
3290 A(I,J)=0
3300 NEXT J
3310 NEXT I
3320 M=4
3330 CALL COLOR(9,3,13)
3340 CALL COLOR(10,2,13)
3350 GOSUB 440
3360 IF H>1999 THEN 3420
3370 IF A(30,7)>6 THEN 3400
3380 AS="YOU BARELY SURVIVED"
3390 GOTO 1130
3400 AS="YOU SURVIVED"
3410 GOTO 1130
3420 AS="GREAT HUNTING"
3430 GOTO 1130
3440 AS="STARVATION AND EXPOSURE"
3450 FOR I=1 TO 10
3460 CALL SOUND(-1000,1200-100*I
,2*I)
3470 NEXT I
3480 GOTO 1130
3490 AS="DROWNED"
3500 FOR I=1 TO 20 STEP 2
3510 CALL SOUND(-100,110,1,-2,I)
3520 NEXT I
3530 GOTO 1130
3540 AS="MAULED BY BEAR"
3550 CALL SOUND(2000,760,10,-3,1
5)
3560 GOTO 1130
3570 A(30,7)=25
3580 W=2
3590 A(30,8)=16
3600 Q=4
3610 A(1,8)=30
3620 A(1,7)=-6
3630 CALL CLEAR
3640 CALL SCREEN(4)
3650 H=1
3660 CALL COLOR(10,7,1)
3670 FOR I=2 TO 10
3680 FOR J=3 TO 27
3690 A(J,I)=0
3700 NEXT J
3710 CALL HCHAR(6,2+I+4,106)
3720 NEXT I
3730 L=7
3740 RESTORE 3920
3750 GOSUB 1340
3760 CALL HCHAR(24,31,46)
3770 CALL KEY(3,S,E)
3780 IF S=49 THEN 350
3790 IF S=50 THEN 3810
3800 IF S=51 THEN 3860 ELSE 3770
3810 A(30,8)=12
3820 A(1,8)=8
3830 A(1,7)=1
3840 W=3
3850 GOTO 350
3860 A(30,8)=8
3870 A(1,8)=4
3880 Q=2
3890 A(1,7)=7
3900 W=3
3910 GOTO 350
3920 DATA 4,7,GRISLY ADVENTURE,1
2,4,DO YOU WANT LEVEL,14,4,
1,HARD,16,4,2,HARDER,18,4
3,HARDEST
    
```

Continued on p. 40

BEST SOFTWARE

The Best Software at the Best Price.
All Programs By Professional Programmer.

Special Deal:
BUY ANY 2 PROGRAMS,
CHOOSE 1 MORE FREE!

FROGGERY:

10 Skill Levels. Jump Your Frog Home Before Time Runs Out. Great Graphics and Sound. \$10.

BLADE RUNNER 2020:

Police the Skies. Shoot Only the Red Robot Ships. Watch Out For Evil Star Raiders. \$10.

ROBOTRON:

A Robot Chase Game That Will Put You Into A Frenzy and Drive You Beserk. \$10.

FREEWAYS:

Can Your Chicken Cross the Freeway at 5 PM? 5 Freeways. \$10.

STAR TREK 2:

Advanced Graphics and Sound Improve on This Old Classic. \$5.

All programs are in Extended Basic for the TI 99/4A. Joystick required.

New Low Prices plus:
Super Special Deal all 5 only \$25.
Specify cassette or diskette.

Send Check or Money Order to:

BEST SOFTWARE

P.O. Box 22446

Baltimore, MD 21203



COMPUTER CASSETTE DUPLICATING

ALL COMPUTERS
Including Micro Cassettes
EPSON, SHARP, ETC.

100% GUARANTEED

CALL: 213/882-5210



Abbey Tape Duplicators

9525 Vassar Ave. #99,
Chatsworth, CA 91311

pre-school Teach your child Basic Arithmetic Mathematics Skills

Your child can learn to add, subtract, multiply, and divide, while having fun and learning to enjoy learning.

Studies have shown that children are most receptive to learning in their early, formative and especially pre-school years.

Basic Arithmetic Mathematics Skills is a simple, direct, child-centered, creative learning program designed by professional educators, instructional technologists and mathematicians for pre-school children and children who need to improve their skills.

The Basic Arithmetic Mathematics Skills program will allow your child to quickly and easily master fundamental arithmetic skills critical as a foundation to further learning.

Order Basic Arithmetic Mathematics Skills for your child by writing:
Instructional Design Laboratories

Creating quality learning programs since 1967

P.O. Box 127, Dept. T109

Bel Air, MD 21014 - 127

Cassette \$29.95 Disk \$35.00

Grisly Adventure . . . from p. 39

```

3930 DATA 22,4,MAKE SURE ALPHA L
      OCK IS UP,24,4,YOUR CHOICE?
3940 DATA 130,0,132,E07A1E07071E
      7AE0,115,10301099FFFF,116,F
      FFFFFFFF,117,000020D
      30C03
3950 DATA 159,FAF0FAF0FAFEF8FF,1
      58,1F033F031F3F1F7F,157,E08
      0F0C0F0C0F8E0,156,070107010
      F030F03
3960 DATA 155,8080C080C080E080,1
      54,00000100030003,153,7E187
      E1CFE1CFF1C,152,08081C081E0
      83E18
  
```

```

3970 DATA 96,40E044A40E,137,0008
      081C083C183E,138,183E3C7E3C
      FE7E,150,FFFFFF9F1E0A80,104,8
      0808080808080808
3980 DATA 105,08080808080808,1
      06,44383810FE386C6C,107,000
      81C2A0A181414,149,000000103
      078F9FF
3990 DATA 13,16,5,11,9,5,16,4,13
      ,14,4,13,15,15,5
4000 END
  
```



HOUSEHOLD MONTHLY EXPENSE ANALYZER AND RECORD KEEPER

Use this program and your TI computer to help you with your money management and monthly bill paying chores.

You can plan ahead to successfully meet your monthly expenses. It is a proven fact that with proper accounting tools and techniques money can be used much more efficiently in the home.

The author is an experienced Analyst Programmer and wrote it to properly manage his household monthly expenses.

Although the program has many good features it is simple to use and well documented. All you need is your TI 99/4A and a cassette recorder.

SOME OF THE FEATURES ARE AS FOLLOWS:

- Allows you to maintain records of budget and expenses and shows your present status anytime during month.
- You can make up your own budget descriptions and change them anytime to accommodate your current needs.
- Saves and reloads your data to and from cassette; no need to re-enter your budget categories every month.

To order your cassette and program documentation send \$23.00 to:

Robert J. Bandin

5891 S.W. 84 Street

Miami, FL 33143

Wizard's Keep . . . from p. 32

1440-1550 Verb handling.
1560-1760 Moving around.
1770-1820 Get.
1830-1890 Drop.
1900-1950 Noun handling.
1960-2000 Object listing.
2010-2020 Possible command words.
2030-2090 New game.
2100-2140 Maze data.
2150 Objects, colors, and creature locations data.

```

100 REM *****
110 REM * ESCAPE FROM *
120 REM * WIZARD'S KEEP *
130 REM *****
140 REM
150 REM BY JACK KITCHENS
160 REM 99ER VERSION 2.12.1XB
170 RANDOMIZE
180 CALL CLEAR :: CALL SCREEN(5)
190 FOR I=1 TO 14 :: CALL COLOR
      (I,16,1) :: NEXT I
200 DISPLAY AT(9,9):"ESCAPE FRO
      M" :: DISPLAY AT(11,8):"WIZ
      ARD'S KEEP"
210 CALL CHAR(136,"70777707E0EE
      E0EE") :: CALL HCHAR(2,3,136,
      28) :: CALL HCHAR(23,3,136,
      28)
220 CALL VCHAR(2,3,136,22) :: CA
      LL VCHAR(2,30,136,22)
230 FOR DELAY=1 TO 500 :: NEXT
      DELAY :: CALL CLEAR
240 DIM N(21),S(21),E(21),W(21)
250 FOR A=1 TO 21 :: READ N(A),
      S(A),E(A),W(A) :: NEXT A
260 I=0 :: FOR A=1 TO 21 :: I=I
      +N(A)+S(A)+E(A)+W(A) :: NEXT
      A :: READ CC :: IF I<>CC T
      HEN PRINT "MAZE CONTAINS":
      DATA ENTRY ERROR :: STOP
270 R=1
  
```

```

280 CALL MAGNIFY(3)
290 AS="70777707E0EE0EE0E"
300 CALL CHAR(116,AS):: CALL CH
      AR(124,AS):: CALL CHAR(132,
      AS):: CALL CHAR(140,AS)
310 CALL COLOR(12,16,1)
320 AS="000038E838C80D0F0703010
      100000000000000040E0F1F9FD
      FF680800000000" :: CALL CHA
      R(136,AS)
330 FOR A=1 TO 5 :: READ NOUNS(
      A):: READ NC(A) :: NEXT A ::
      FOR I=1 TO 6 :: READ RH(I)
      :: NEXT I
340 AS="0000107CF7F3F1F07030F0
      00000000000000E0CAEEFCF8F0E0
      C0F000000000" :: CALL CHA
      R(108,AS)
350 AS="1C3663410F1F787E5F591D1
      C16133001C3663C0F8FC8FBFFD
      4D5C1C34E40700" :: CALL CHA
      R(112,AS)
360 AS="00002070702031F03030F0
      81800000000000000070D0C080
      808080E02000" :: CALL CHA
      R(44,AS)
370 AS="0000000000E0B030101010
      101070400000040E0E040C0FBC0
      C0F01018000000" :: CALL CHA
      R(40,AS)
380 AS="0001173F0F0FEF7FFFFF7
      B3270F030000B0E0F080D4FCF8
      FCFFFEFCF480C0" :: CALL CHA
      R(100,AS)
390 AS="000000001F3F70E070381
      C0E060301000000000F8FC1E07
      0E1C387060C080" :: CALL CHA
      R(96,AS)
400 AS="0007010F1C0E070202070E1
      C0F01070000E080F03870E04040
      E07038F080E000" :: CALL CHA
      R(92,AS)
410 AS="03010101010302060404040
      4040407E04040404060203010
      101010101010F0" :: CALL CHA
      R(104,AS)
420 AS="001C764207FF919D9F88CB0
      F1B1130000386E42E0FF89B9F9
      11D3F0D8880C00" :: CALL CHA
      R(120,AS)
  
```

Wizard's Keep

```

430 AS=0D121120211B050F0E040A6
91060106080038C13A0C0A0F070
20508804040A0A : : CALL CHA
R(128,AS)
440 CALL COLOR(14,7,12)
450 FOR A=1 TO 5 : : O(A)=22 : :
NEXT A CLEAR
460 CALL CLEAR
470 FOR I=9 TO 14 : : CALL COLOR
(I,1,1) : : NEXT I
480 FOR I=2 TO 8 : : CALL COLOR(
I,16,1) : : NEXT I
490 CALL COLOR(11,16,1)
500 CALL SCREEN(5)
510 GOSUB 1040
520 GOSUB 820
530 GOTO 1350
540 REM NORTH PASSAGE
550 CALL MOTION(#1,-20,0)
560 CALL COINC(#1,#17,16,V) : : I
F V=0 THEN 560 ELSE CALL CO
LOR(#7,1,#8,1,#9,1,#10,1,#1
1,1,#12,1,#13,1,#14,1,#15,1
)
570 CALL LOCATE(#1,128,121) : : C
ALL COLOR(11,16,1,12,16,1,1
3,1,1,14,16,1)
580 CALL COINC(#1,#17,16,V) : : I
F V=0 THEN 580 ELSE CALL LO
CATE(#1,128,121) : : CALL COL
OR(11,16,1,12,1,1,13,1,1,14
,1,1)
590 CALL COINC(#1,#20,8,V) : : IF
V=0 THEN 590 ELSE CALL MOT
ION(#1,0,0) : : CALL LOCATE(#
1,65,121)
600 RETURN
610 REM SOUTH PASSAGE
620 CALL MOTION(#1,20,0)
630 CALL COINC(#1,#18,16,V) : : I
F V=0 THEN 630 ELSE CALL CO
LOR(#7,1,#8,1,#9,1,#10,1,#1
1,1,#12,1,#13,1,#14,1,#15,1
)
640 CALL LOCATE(#1,1,121) : : CAL
L COLOR(11,16,1,12,16,1,13,
1,1,14,16,1)
650 CALL COINC(#1,#18,16,V) : : I
F V=0 THEN 650 ELSE CALL LO
CATE(#1,1,121) : : CALL COLOR
(11,16,1,12,1,1,13,1,1,14,1
,1)
660 CALL COINC(#1,#20,8,V) : : IF
V=0 THEN 660 ELSE CALL MOT
ION(#1,0,0) : : CALL LOCATE(#
1,65,121)
670 RETURN
680 REM EAST PASSAGE
690 CALL MOTION(#1,0,20)
700 CALL COINC(#1,#19,16,V) : : I
F V=0 THEN 700 ELSE CALL CO
LOR(#7,1,#8,1,#9,1,#10,1,#1
1,1,#12,1,#13,1,#14,1,#15,1
)
710 CALL LOCATE(#1,65,1) : : CALL
COLOR(11,16,1,12,1,1,13,16
,1,14,16,1)
720 CALL COINC(#1,#19,16,V) : : I
F V=0 THEN 720 ELSE CALL LO
CATE(#1,65,1) : : CALL COLOR(
11,16,1,12,1,1,13,1,1,14,1,
1)
730 CALL COINC(#1,#20,8,V) : : IF
V=0 THEN 730 ELSE CALL MOT
ION(#1,0,0) : : CALL LOCATE(#
1,65,121)
740 RETURN
750 REM WEST PASSAGE
760 CALL MOTION(#1,0,-20)
770 CALL COINC(#1,#16,16,V) : : I
F V=0 THEN 770 ELSE CALL CO
LOR(#7,1,#8,1,#9,1,#10,1,#1
1,1,#12,1,#13,1,#14,1,#15,1
)
780 CALL LOCATE(#1,65,241) : : CA
LL COLOR(11,16,1,12,1,1,13,
16,1,14,16,1)
790 CALL COINC(#1,#16,16,V) : : I
F V=0 THEN 790 ELSE CALL LO
CATE(#1,65,241) : : CALL COLO
R(11,16,1,12,1,1,13,1,1,14,
1,1)
800 CALL COINC(#1,#20,8,V) : : IF
V=0 THEN 800 ELSE CALL MOT
ION(#1,0,0) : : CALL LOCATE(#
1,65,121)
810 RETURN
820 REM HOOM
830 CALL COLOR(11,16,1)
840 CALL COLOR(12,1,1)
    
```

Continued on p. 42

CALL UNISOURCE

GEMINI 10X & CABLE


More features (Cable reg. \$45 value)

for less money!

In addition to the features on the most popular printer, it has:

- 120 cps Print Speed, compared to 80 cps
- Friction and Tractor Feed
- Three additional built-in character fonts, plus design your own character fonts...total of nine
- \$4.00 Replacement Ribbon instead of \$12.00 Replacement Ribbon

CALL!



For:

- Great Variety
 - Competitive Prices
 - Availability
 - Prompt Delivery
- 1-800-858-4580**
(in Texas: 1-806-745-8834)

★ SOFTWARE ★

Hundreds of programs...
Variety of authors...

- American
- Chaffin
- Compusoft
- Data Systems
- Denali Data
- Extended
- Fantasy
- Futura
- Funware
- Galactic
- Half
- Linear
- Micro-Ed
- Microcomputer
- Neonbeam
- Morreale
- North Hills
- Norton
- Not-Polyoptics
- Oak Tree
- Patio Pacific
- Pewterware
- Program Design
- PS
- Simulsoft
- AND MORE!

★ PERIPHERALS & ACCESSORIES ★

From 10MB Hard Disks...
Drives to dust covers...
Everything you might need for your TI Home Computer.

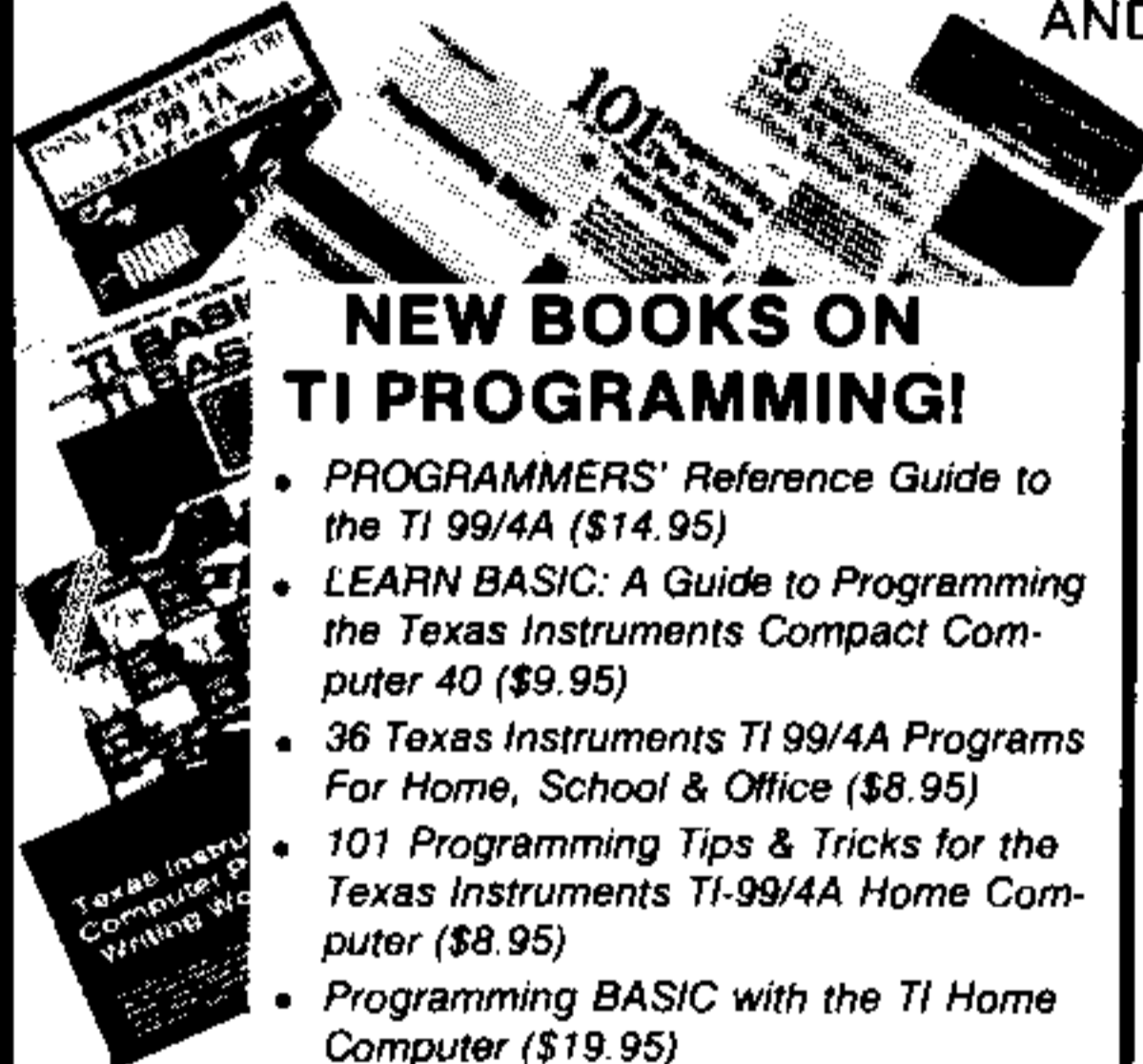
- Anchor
- Commodore
- Corvus
- EPSON
- Fip 'N File
- Memorex
- 99'er Ware
- Panasonic
- Quadram
- Smith Corona
- Sony
- Star
- Tandon
- Verbatim
- Wico
- AND MORE!

DISCOUNTS
on
EVERYTHING!
(no minimum)
CALL & ASK!

ORDER TODAY...
BY PHONE!

We ship tomorrow*
or we pay the freight
on any items current-
ly in production.

*Next business day; Continental
U.S. only.



NEW BOOKS ON TI PROGRAMMING!

- PROGRAMMERS' Reference Guide to the TI 99/4A (\$14.95)
- LEARN BASIC: A Guide to Programming the Texas Instruments Compact Computer 40 (\$9.95)
- 36 Texas Instruments TI 99/4A Programs For Home, School & Office (\$8.95)
- 101 Programming Tips & Tricks for the Texas Instruments TI-99/4A Home Computer (\$8.95)
- Programming BASIC with the TI Home Computer (\$19.95)
- Using & Programming the TI-99/4A Including Ready-to-Run Programs (\$9.95)
- Introduction to TI BASIC (\$12.95)
- Kids & the TI-99/4A (\$19.95)
- Texas Instruments Computer Program Writing Workbook (\$4.95)

TI HOME COMPUTER ENCYCLOPEDIA/ CATALOG from UNISOURCE

Includes description of over 1000 programs, peripherals and accessories for your TI Home Computer, from 3rd party authors and from many other sources. Only \$3 plus \$1.50 postage. You'll find virtually everything you need for your Home Computer and you'll automatically get future updates. Order it today...from Unisource.

Toll-Free 1-800-858-4580
(Ask for Operator 42)
(In Texas call 1-806-745-8834)

We accept Visa and MasterCard. For mail-in orders, send to P.O. Box 64240, Lubbock, TX 79464.

Add yourself to the
UNISOURCE mailing list for
EXTRA-SPECIAL OFFERS.
Just call in your name and
address TODAY!

Feel Free to Write Us at:
P. O. Box 64240-E
Lubbock, Texas 79464

UNISOURCE
ELECTRONICS, INC.



NEW
FOR T.I. 99/4™
and 99/4A™ USERS

SWITCHABLE GATEPLATE
locks out the diagonals
(GREAT FOR MAZE GAMES)

**PRECISELY.
THE REASON
WHY YOUR
NEXT 'STICK'
SHOULD BE**

prostuck
ARCADE-STYLE JOYSTICK

features left/right hand play five year limited warranty

NEWPORT CONTROLS

BISHOP, CA 93514 (408) 358-3430 DIVISION OF CALTRON
DEALER INQUIRIES INVITED T.I. 9/44 and 9/4A are trademarks of Texas Instruments

```

850 CALL COLOR(13,1,1)
860 CALL COLOR(14,1,1)
870 GOSUB 1960
880 RETURN
890 REM TRAPS
900 IF R<>RH(6) THEN 950
910 CALL SCREEN(7)
920 CALL COLOR(1,2)
930 DISPLAY AT(21,7): " F I R E
    P I T " : : DISPLAY AT(22,9)
    ) : " GAME IS OVER " : : DISPLAY
    AT(23,3): " YOU HAVE BEEN BU
    R N E D
    U P "
940 CALL SOUND(4250,-6,1): : GOI
    O 1020
950 CALL COLOR(11,16,1)
960 CALL COLOR(12,1,1)
970 -2000
980 CALL COLOR(14,1,1)
990 FOR I=7 TO 12 : : CALL HCHAR
    (I,1,116,2): : CALL HCHAR(I,
    31,116,2): : NEXT I
1000 FOR I=14 TO 19 : : CALL VCHA
    R(1,1,116,2): : CALL VCHAR(1
    5,1,116,6): : NEXT I
1010 DISPLAY AT(22,5): " GAME IS O
    V E R
    Y O U
    A R E " : : DISPLAY AT(
    23,3): " S T U C K
    I N
    A
    D O O R
    L E S S
    R O O M "
1020 CALL SOUND(1000,110,0): : CA
    L L
    S O U N D
    ( 2 0 0 , 1 2 3 , 0 ) : : C A L L
    S O U N D
    ( 6 0 0 , 1 3 1 , 0 ) : : C A L L
    S O U
    N D
    ( 2 0 0 0 , 1 1 0 , 0 )
1030 GOTO 2030
1040 CC=1 : : REM SETUP ROUTINE
1050 CALL SPRITE(#1,40,16,65,121
    ,0,0)
1060 CALL SPRITE(#2,96,NC(1),145
    ,25,0,0,#7,96,CC,17,161,0,0)
1070 CALL SPRITE(#3,100,NC(2),14
    5,49,0,0,#8,100,CC,17,185,0
    ,0)
1080 CALL SPRITE(#4,92,NC(3),145
    ,73,0,0,#9,92,CC,17,217,0,0)
1090 CALL SPRITE(#6,104,NC(5),12
    9,41,0,0,#11,104,CC,33,25,0
    ,0)
1100 CALL SPRITE(#5,108,NC(4),12
    9,65,0,0,#10,108,CC,33,49,0
    ,0)
1110 CALL SPRITE(#12,112,CC,49,3
    3,0,0)
1120 CALL SPRITE(#13,120,CC,49,1
    93,0,0)
1130 CALL SPRITE(#14,128,CC,89,6
    5,0,0)
1140 CALL SPRITE(#15,136,CC,89,1
    77,0,0)
1150 CALL SPRITE(#16,88,CC,65,1,
    0,0)
1160 CALL SPRITE(#17,88,CC,1,121
    ,0,0)
1170 CALL SPRITE(#18,88,CC,137,1
    21,0,0)
1180 CALL SPRITE(#19,88,CC,65,24
    1,0,0)
1190 CALL SPRITE(#20,88,CC,65,12
    1,0,0)
1200 CALL HCHAR(1,1,116,640)
1210 FOR I=17 TO 20 : : CALL HCHA
    R(I,4,32,8): : NEXT I
1220 FOR I=3 TO 14 : : CALL HCHAR
    (I,3,140,28): : NEXT I
1230 FOR I=7 TO 12 : : CALL HCHAR
    (I,1,124,32): : NEXT I
1240 FOR I=1 TO 20 : : CALL HCHAR
    (I,14,132,6): : NEXT I
1250 FOR I=7 TO 12 : : CALL HCHAR
    (I,14,32,6): : NEXT I
1260 RETURN
1270 REM MAGIC ROOM
1280 CALL SOUND(200,-5,0): : CALL
    C O L O R
    ( 1 1 , 1 1 , 1 ) : : D I S P L A Y
    A
    T
    ( 2 1 , 1 ) : " Y O U ' R E
    I N
    T H E
    M A G I
    C
    R O O M "
1290 RETURN
1300 REM FREEDOM
1310 CALL SOUND(200,-5,0): : CALL
    C O L O R
    ( 1 1 , 1 , 1 ) : : C A L L
    S C R E E
    N
    ( 1 3 ) : : D I S P L A Y
    A T
    ( 3 , 7 ) : " C O
    N
    G
    R
    A
    T
    U
    L
    A
    T
    I
    O
    N
    S "
1320 DISPLAY AT(12,7): " Y O U
    H
    A
    V
    E " : : DISPLAY AT(14,8)
    : " E
    S
    C
    A
    P
    E
    D "
1330 CALL SOUND(100,196,1): : CAL
    L
    S O U N D
    ( 1 0 0 , 2 6 2 , 1 ) : : C A L L
    S O U N D
    ( 1 0 0 , 3 9 2 , 1 ) : : C A L L
    S O U N D
    ( 3 0 0 , 5 2 3 , 1 ) : : C A L L
    S O U N D
    ( 5
    0 , 4 4 0 , 1 )
    
```

There's no other computer game like **Spin-A-Fortune...**

REVIEWED
IN MAY 99'er

```

THE TEAM THAT MAKE THE
LABEL BANK PHRASE
** ROUND 3**
LINDA $ 0
WILLIAM $ 550
KAREN $ 1200
* GAME TOTALS *
LINDA $ 1200
WILLIAM $ 1850
KAREN $ 0
IT'S STILL YOUR TURN, KAREN
WHAT WOULD YOU LIKE TO DO?
1) SPIN 2) BUY VOWEL 3) SOLVE
  
```

... and it runs in console TI Basic
 Two Cassette Set! 300 Puzzles Included!
 "Sets the standard in computer word games."
 ONLY \$12.95 + \$1.00 Shipping
SUNRISE SOFTWARE
 P.O. Box 5010 • Springfield, Va. 22150

NEW! NEW!


Christmas Card

Runs on your 99/4 or 99/4A
 Color Graphics & Music
 Cassette Only

\$15.95 Cash, Check or M.O.
 California Residents add 6% sales tax

Catalogue? Send SASE
 Also available, Psychometric—a program designed as an aid to individual self-awareness.....8.95

Pablo Diablo,
 The legendary evil kiteflier
 P.O. Box 4863
 Santa Clara, Ca 95054
 SOURCE ID TCV774



GADGET SOFTWARE PRESENTS

MEGAWORLD - a superior GRAPHIC adventure!! Lots of different monsters and treasures.
 TI-MAZE - Incredible 3 DIMENSIONAL graphics!! Trillions of different mazes to choose from.
 POWER FAILURE - The BEST ARCADE GAME ever in T.I. Basic!! Many DIFFERENT screens!!

	U.S.	SCAN.
1 game	\$16.99	\$19.99
2 games	\$29.75	\$35.00
3 games	\$41.65	\$50.00

All programs 100% guaranteed
 Send cheque or M.O. to:
Nu-WEST MARKETING
 10013 Densmore Ave.
 North Seattle, WA 98133
 or
 Suite #7 - 1140 Cecile Dr.
 Port Moody, B.C. Canada V3H 1M9
 B.C. residents add 7%
ORDER NOW FOR CHRISTMAS!!

Wizard's Keep

```

1340 CALL SOUND(500,523,1):: GOT
O 2040
1350 REM SENTENCE SPLITTING
1360 NNS,VBS="": DISPLAY AT(23
.1):: COMMAND?:: ACCEPT
AT(23,11):: AS
1370 FOR I=21 TO 24:: CALL HCHA
R(1,3,32,28):: NEXT I
1380 FOR A=1 TO LEN(AS)
1390 IF SEGS(AS,A,1)=" THEN X=
A-1:: A=0:: GOTO 1420
1400 NEXT A
1410 VBS=AS:: GOTO 1460
1420 VBS=SEGS(AS,1,X)
1430 NNS=SEGS(AS,X+2,LEN(AS))-X-1
)
1440 REM VERB HANDLING
1450 IF VBS="GO" THEN VBS=NNS
1460 IF VBS="NORTH" OR VBS="SOUT
H" OR VBS="EAST" OR VBS="WE
ST" OR VBS="N" OR VBS="S" O
R VBS="E" OR VBS="W" THEN 1
560
1470 IF VBS="GET" OR VBS="TAKE"
THEN 1770
1480 IF VBS="DROP" OR VBS="LEAVE"
THEN 1830
1490 IF VBS="Q" OR VBS="QUIT" TH
EN CALL CLEAR:: STOP
1500 IF VBS<>"SAY" THEN 1550
1510 IF R<>21 THEN DISPLAY AT(21
,1):: THIS ROOM NOT MAGIC::
GOTO 1360
1520 IF O(3)<>22 THEN DISPLAY AT
(22,1):: NO MAGIC CHARM PRES
ENT
1530 IF NNS<>"ROCK" THEN DISPLAY
AT(21,1):: WRONG MAGIC WORD
1540 IF NNS="ROCK" AND O(3)=22 T
HEN 1300 ELSE R=1:: GOSUB
2070:: GOTO 1360
1550 DISPLAY AT(22,1):: I DON'T K
NOW HOW TO:: VBS:: GOTO 13
60
1560 REM MOVING AROUND
1570 CALL SOUND(50,1245,3)
1580 VBS=SEGS(VBS,1,1):: IF VBS=
"N" OR VBS="W" THEN CALL PA
TTERN(#1,44) ELSE CALL PATTE
RN(#1,40)
1590 IF VBS="N" OR VBS="NORTH" T
HEN X,R=N(R):: GOSUB 540
1600 IF VBS="S" OR VBS="SOUTH" T
HEN X,R=S(R):: GOSUB 610
1610 IF VBS="E" OR VBS="EAST" TH
EN X,R=E(R):: GOSUB 680
1620 IF VBS="W" OR VBS="WEST" TH
EN X,R=W(R):: GOSUB 750
1630 I=INT(RND*4)+1:: IF I=1,TH
EN AS="EAST" ELSE IF I=2,TH
EN AS="WEST" ELSE IF I=3,TH
EN AS="SOUTH" ELSE AS="NORT
H"
1640 IF R=RH(1) THEN CALL COLOR(
12,10):: DISPLAY AT(21,1)::
A FIRE BEAST SAYS:: DISPL
AY AT(22,1):: GO:: AS
  
```

```

1650 IF R=RH(2) THEN CALL COLOR(
13,2):: DISPLAY AT(21,1):: A
TROGLODYTE SAYS:: DISPLA
Y AT(22,1):: GO:: AS
1660 IF R=RH(3) THEN CALL COLOR(
15,12):: DISPLAY AT(21,1)::
A DRAGON SAYS:: DISPLAY A
T(22,1):: THE FIRE PIT IS
AS
1670 IF R=RH(4) THEN CALL COLOR(
14,16):: DISPLAY AT(21,1)::
A WISP SPIDER SAYS:: DISP
LAY AT(22,1):: DON'T GO:: AS
1680 IF R=RH(5) THEN 890
1690 IF R=RH(6) THEN 890
1700 IF R=21 THEN GOSUB 1270::
GOTO 1720
1710 GOSUB 820
1720 X=R
1730 GOSUB 1960
1740 X=0
1750 CALL SOUND(50,988,3):: CALL
SOUND(50,988,3)
1760 GOTO 1360
1770 REM GET ROUTINE
1780 GOSUB 1900
1790 IF O(X)=R OR O(X)=22 THEN 1
810
1800 GOTO 1820
1810 O(X)=22:: XA=X+1:: XB=X+6
:: CALL COLOR(#XA,NC(X),#X
B,1)
1820 X,XA,XB=0:: GOTO 1360
1830 REM DROP ROUTINE
1840 PX=0:: GOSUB 1900:: IF PX
=1 THEN PX=0:: GOTO 1360
1850 IF O(X)=22 THEN 1870
1860 GOTO 1890
1870 O(X)=R:: XA=X+1:: XB=X+6
1880 CALL COLOR(#XA,1,#XB,NC(X))
1890 GOTO 1360
1900 REM NOUN HANDLING
1910 FOR A=1 TO 5
1920 IF NNS=NOUNS(A) AND (O(A)=R)+
(O(A)=22) THEN X=A:: A=0::
CALL SOUND(-200,660,1):: C
ALL SOUND(-200,440,1):: RET
URN
1930 NEXT A
1940 DISPLAY AT(21,1):: I DON'T S
EE THE:: NNS
1950 PX=1:: RETURN
1960 REM LISTING ROUTINE
1970 FOR A=1 TO 5:: Y=A+6
1980 IF X=O(A) THEN CALL COLOR(#Y
,NC(A)) ELSE CALL COLOR(#Y,1)
)
1990 NEXT A
2000 X,Y=0:: RETURN
2010 PRINT "The words I recogniz
e are:":: DROP GET LEAVE
TAKE GO QUIT SAY NORTH SOU
TH EAST WEST
2020 PRINT "GEM AMULET ROCK BOTT
LE LAMP":: [AND SOME A
BBREVIATIONS]
2030 REM NEW GAME
  
```

Continued on p. 73

FILE PROCESSING HOW-TO INFORMATION

GUIDE TO FILE PROCESSING ON A TI-99/4A CASSETTE SYSTEM: Reg. low price: \$25.00 A 48 page programming guide written by James Harvey which thoroughly explains two types of file processing available to cassette system owners: Sequential and array processing. You should have enough experience in T I Basic to follow the programming examples scattered through the text. The text masters were produced using a Daisy Wheel printer. Pages are 8 1/2" x 11", permanently bound in a Duo-Tang cover.

HOW TO CREATE AND MAINTAIN RELATIVE FILES: Regular low price: \$50 For /4A disk system owners who want to learn how to develop programs using random file processing. Price includes a 65 page manual and a disk containing a sort utility, plus example programs. Now the text includes 1983 revisions.

The above prices include delivery and applicable taxes. Send a check or money order for fast delivery by First Class Mail. No sales outside the U. S.. Free catalog describes other products. Dealers: Try me!

JAMES HARVEY
 159 Dover Rd.
 Spartanburg, S. C., 29301
 1-803-576-7245

Delivery and satisfaction is guaranteed, so buy with complete confidence.

Beginner's Guide for the UCSD Pascal System

Game Playing with BASIC

Practical BASIC Programs

INTRODUCTION TO PASCAL

BASIC Computer Programs for Business

BASIC Computer Programs for the Home

TI BASIC INTRODUCTION TO TI BASIC



BASIC COMPUTER PROGRAMS FOR BUSINESS: VOL. 1

By Charles D. Sternberg.
Each program is documented with a description of its functions and operation, a listing in BASIC, a symbol table, sample data, and one or more samples.
Volume 1 contains over 35 programs covering: budgets, depreciation, cash flow, property comparisons, accounts payable, order entry, warehouse locations, inventory turnover analysis, job routine, resource allocation, production scheduling, etc.

paper, \$13.95
1980, 384 pages, 7x10

BASIC COMPUTER PROGRAMS FOR BUSINESS: VOL. 2

By Charles D. Sternberg.
A collection of programs (with function and operation documentation) covering the critical facets of business operation: sales planning and analysis, personnel, word processing, mailing lists, price list systems, record control, scheduling systems, etc.

paper, \$14.95
1982, 376 pages, 7x10

BEGINNER'S GUIDE FOR THE UCSD PASCAL SYSTEM

By Kenneth Bowles.
This highly informative book is written by the originator of the UCSD Pascal System. It is designed as an orientation guide for learning to use the UCSD Pascal System, and features tutorial examples of programming tasks in the form of self-study quiz programs. Once familiar with the system you will find the guide an invaluable reference tool for creating advanced applications.

paper, \$13.95
1980, 204 pages, 6x9

BASIC COMPUTER PROGRAMS FOR THE HOME

By Charles D. Sternberg.
An invaluable book containing over 75 practical home application programs that will be helpful to the novice or experienced owner in increasing the usefulness of any home computer. Each program is documented with a description of its functions and operation, a listing in BASIC, a symbol table, sample data, and one or more samples.

paper, \$12.95
1979, 336 pages, 7x10, illus.

GAME PLAYING WITH BASIC

By Donald D. Spencer.
Enjoy the challenge of competition with your computer. Amuse yourself with such games and puzzles as 3-D Tic-tac-toe, Nim, Roulette, Magic Squares, the 15 Puzzle, Baccarat, Knight's Magic Tour, and many others. The writing is nontechnical, allowing almost anyone to understand computerized game playing.

paper, \$12.50
1977, 176 pages, 6x9, illus.

BASIC COMPUTER PROGRAMS IN SCIENCE AND ENGINEERING

By Jules H. Gilder.
Save time and money with this collection of 114 ready-to-run BASIC programs for the hobbyist and engineer. There are programs to do such statistical operations as means, standard deviation averages, curve-fitting, and interpolation. There are programs that design antennas, filters, attenuators, matching networks, plotting, and histogram programs.

paper, \$12.95
1980, 160 pages, 6x9, illus.

PRACTICAL BASIC PROGRAMS

Edited by Lon Poole
Here is a new collection of 40 programs you can easily key in and use on most microcomputers. Each program does something useful. Practical BASIC Programs is especially useful in small business applications. It solves problems in finance, management decision, mathematics and statistics. It requires no prior programming knowledge. Each program is thoroughly documented. The book contains sample runs, practical problems, BASIC source listings, and an easy to follow narrative to help you realize the potential uses of each program.

paper, \$17.50
1980, 200 pages, 8½ x 11

INTRODUCTION TO TI BASIC

By D. Inman, R. Zamora, and R. Albrecht.
This comprehensive work will teach you all about computer and BASIC for use with the Texas Instruments Home Computer. Even if you've never worked with a computer, you can now teach yourself how to use, program and enjoy the TI Home Computer with this entertaining, and easy-to-read work. The authors have carefully constructed this introduction so that you will soon be writing BASIC programs and exploiting all of the excellent features of the TI machines. Its 14 chapters and Appendices cover all of the essential programming statements and machine features.

paper, \$13.95
1980, 384 pages, 7x10

INTRODUCTION TO PASCAL (INCLUDING UCSD PASCAL)

By Rodney Zaks
This is the first book on Pascal that can be used by persons who have never programmed before, but more generally it is a simple and comprehensive introduction to standard and UCSD Pascal for anyone—beginner to experienced programmer—who wants to learn the language rapidly. The logical progression and graduated exercises—designed to provide practice as well as test skill and comprehension—enable the reader to begin writing simple programs almost immediately.

paper, \$17.95
1981, 440 pages, 7x9

BEAT THE ODDS: MICRO-COMPUTER SIMULATIONS OF CASINO GAMES

By Hans Sagan.
Here's an extremely useful programming guide that provides realistic simulations of five popular Casino games: Trente-et-Quarante (Thirty and Forty), Roulette, Chemin-de-Fer, Craps, and Blackjack. Each of the five chapters has the same structure. It begins with a computer run, displaying facets of the programs, followed by an explanation of the objectives and the physical execution of the game. Acceptable bets and how to place them are discussed and systems and/or strategies laid out. Finally, the computer program is developed and various modifications of the program are detailed.

paper, \$10.95
1980, 128 pages, 6x9

Use the order card in the back of this magazine, or itemize your order on a separate piece of paper and mail to:
99'er HCM/Book Dept., P.O. Box 5537, Eugene, Oregon 97405. Be sure to include check or detailed credit card information. Shipping and Handling: In U.S.A.—\$2.50 for one book; 75¢ for each additional book. Foreign Surface—add \$3.00 to total U.S.A. shipping costs. Please allow 4-6 weeks for delivery. If there is a question regarding your order please write to Customer Service at the above address.
PRICES SUBJECT TO CHANGE WITHOUT NOTICE.

99'er BUYERS GUIDE™

A Bound-In Supplement for Subscribers of 99'er Home Computer Magazine

TI-99/4A USERS' GROUP

1 FREE
2 FREE
5 FREE
5 FREE

OVER 700
OVER
1,000

User Program in each Quarterly Newsletter

User Programs to 6 month memberships

User Programs to 12 month memberships

User Programs for each submitted & accepted owner written/translated program

Owner Written/Translated Programs to choose from and growing each week.

TI & Third Party Products From:

AMERICAN INNOVATIONS
AMERICAN SOFTWARE
COMPUSOFT
FUNWARE
FUTURA SOFTWARE
MICRO-ED

MOONBEAM
NORTON SOFTWARE
PS SOFTWARE
SANYO
SCOTCH MARKETING
SMITH-CORONA

TAB BOOKS
TANDON
TEXAS INSTRUMENTS
3M COMPANY
WICO

Member Better Business Bureau

6 Month Membership = \$15 12 Month Membership = \$25
We honor AMERICAN EXPRESS for memberships & User Programs; We honor AMERICAN EXPRESS, MASTER CARD & VISA on purchases of TI & Third Party Products or Checks or Money Order payable to

LUV-TR♥NICS

1111 PARK AVE.,
SUITE 303,
BALTIMORE, MD 21201

(301) 523-5820

99'erWARE™

P.O. Box 5537
Eugene, Oregon 97405
Tel. (503) 485-8796

ALL 99'erWARE PRODUCTS ON THIS PAGE MAY BE ORDERED USING THE BIND-IN CARDS NEAR THE REAR OF THIS MAGAZINE

Keep Your Magazines & Tapes Together

With a **FINDER BINDER™**



—Only \$11.95

(magazines and tapes not included)

FREE 99'er Master Index with each 99'er Finder-Binder order (will be mailed when available in 2nd Quarter, 1983)

*Only \$11.95 without cassettes, plus \$3.00 shipping & handling, 6 High-Quality 99'er-ware C-10 Digital Computer Cassettes (with special BASE tape and 5-screw housing for data integrity). Available separately for \$7.00 plus \$2.00 shipping & handling.

SPECIAL: 99'er Finder-Binder that is packed:
•with 6 of the above blank cassettes for only \$16.95
•with 12 of the above blank cassettes for only \$21.95
Add \$4.00 shipping & handling to either order.

- Big enough to hold 6 magazines and 12 tapes
- Uses wire straps to hold magazines so that no hole punching is necessary
- Attractive and Durable



Texas Instruments Home Computer

THERE ARE LOTS OF TREATS AT DHEIN'S TRICK OR TREAT



WE STOCK EVERYTHING MADE BY TEXAS INSTRUMENTS *For The 99/4A*
 — AND LOTS OF THIRD PARTY SOFTWARE TOO.

PHM 3055	Editor/Assembler	\$37.95	PHM 3041T	Adventure [Module & Tape]	31.95
PHM 3026	Extended Basic	73.95	PHM 3041D	Adventure [Module & Disk]	31.95
PHM 3006	Home Financial Decisions	21.95	PHM 3067	Othello	29.95
PHM 3007	Household Budget Management	29.95	PHM 3112	Parsec	29.95
PHM 3012	Security Analysis	31.95	PHM 3056	Alpiner	29.95
PHM 3021	Weight Control & Nutrition	29.95	PHM 3110	Chisholm Trail	29.95
PHM 3002	Early Learning Fun	21.95	PHM 3052	Tombstone City	29.95
PHM 3003	Beginning Grammar	21.95	PHM 3053	TI Invaders	29.95
PHM 3004	Number Magic	15.95	PHM 3054	Car Wars	29.95
PHM 3005	Video Graphs	15.95	PHM 3031	Attack	29.95
			PHM 3023	Hunt the Wumpus	19.95
			PHM 3030	A-Maze-Ing	19.95
			PHM 3034	Hustle	19.95
			PHM 3036	Zero Zap	15.95
			PHM 3038	Connect 4	15.95
			PHM 3039	Yahtzee	19.95



REMEMBER, IT'S ONE-STOP SHOPPING AT DHEIN'S

--- COUPON --- MAIL TODAY ---
 or send post card

FREE Subscription to the COMPUTER BULLETIN for 1983.

Name _____

Street _____ State _____

City _____ Zip _____

Only \$2.98 shipping & handling in Continental U.S. Any size order. No extra charge for VISA or Master Card. Iowa residents add 4% sales tax.

The best combination of Price, Service and Quality is TRUE VALUE.
 More than just a name, it is our way of doing business.

DHEIN'S




(319) 236-3861

7 W. Airline Hwy.
 Waterloo, IA 50701

THE PERFECT TI TRADEOFF

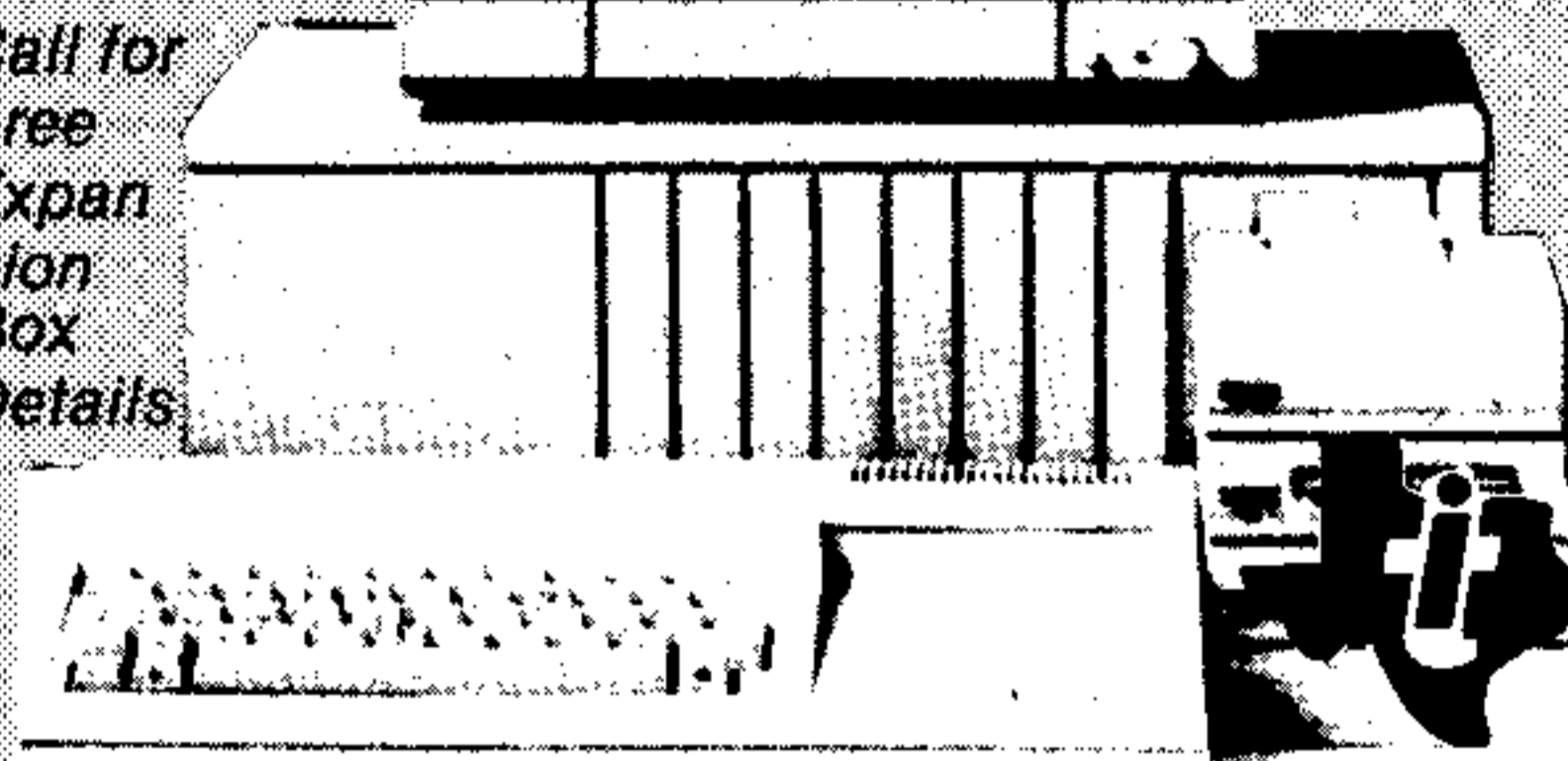
Trade in your current Texas Instruments TI-99/4A Peripheral Accessories to the BACH Company and we'll give you credit towards the New TI Expansion Box and its peripherals.

Or, buy preowned TI-99/4A Peripheral Big savings from pany. Then, when them in for credit pansion Box Sys- Call for prices tion about this ex- Off to improve your Computer System.



ed, reconditioned Accessories at a the BACH Com- you're ready, trade towards the Ex- tem of peripherals. and more informa- citing NEW Trade- Texas Instruments

Call for Free Expansion Box Details




TI-99/4A HOME COMPUTER

Retail price \$225. Your special BACH Company price is a low \$149.95. Less TI \$50 REBATE - \$99.95! Order today!

TI Home Computer (includes rebate)	99.95
Peripheral Expansion System	182.95
RS-232 Card	134.95
Disk Controller Card	192.95
Expansion System Disk Drive	297.95
Maxell MD1 Single Side 5-1/4" Floppy Disk (10)	29.10
Memory Expansion Card	228.95
P-Code Card	189.95
Pascal Development System	370.50
Solid State Speech Synthesizer	108.95
Telephone Coupler	158.95
TI-Impact Printer	559.00
10" Color Monitor	319.95

Call for FREE TI Software List!



THE NEW DISK MINDER

- Attractive, functional disk storage
- 75 disk storage capacity
- Easy filing and retrieving
- Index dividers provided
- Easy carrying handle in front of box

\$19.97

The BACH Company 715 ENSIGN WAY, PALO ALTO, CA 94303

Call TOLL FREE 800-227-8292 in CA 800-248-2224 except 415 area code, call 969-6600

GET A T.I. PERIPHERAL EXPANSION BOX FREE

We will give you T.I.'s Peripheral Expansion Unit—a \$249.98 retail value—FREE—when you buy any three of the below listed items—OR—when you buy \$350.00 worth of in-stock software (no substitutions).



QUANTITIES LIMITED!



PHP 1220 RS 232 Card	\$136.96
PHP 1240 Disk Controller Card	189.95
PHP 1250 Expansion System Disk Drive	300.95
PHP 1260 Memory Expansion Card 32K	227.95
PHP 1270 P-Code Card	189.95
PHP 3111 TI Writer	75.95
PHP 3113 Microsoft Multiplan	75.95

We carry in stock all hardware and software for TI home computers. GET A T.I. SPEECH SYNTHESIZER FREE

T.I. will give you a Speech Synthesizer—a \$99.95 retail value—FREE—when you buy six solid state software cartridges. Offer expires January 31, 1984. Ask for coupon.

Get the best prices on T.I. hardware and software. For a complete listing of all SAVE's products send \$5.00 for our catalogue (refundable with your first order). Call our toll free number today for orders only.

Use your American Express, VISA, Mastercard, check or money order. Minimum order of \$50.00. Outside continental U.S.A. minimum order \$250.00 U.S. currency. Shipping and handling charges are extra. All prices are subject to change without notice. Allow 2-4 weeks for delivery. Prices good through November 15, 1983.



Order Toll Free 1-800-241-2682 In Georgia (404)-351-8495

SOUTHERN AUDIO VIDEO ELECTRONICS, INC.

1782 Marietta Blvd., N.W., Atlanta, Georgia 30318

T199-9-10



MICRO COMPUTERS CORPORATION

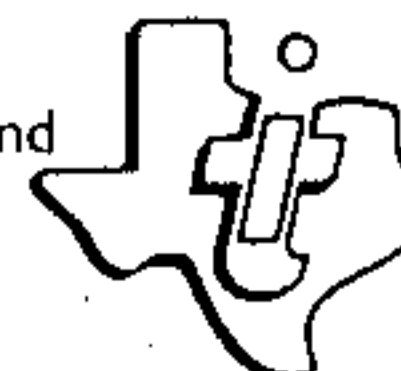
... a member of the family

34 Maple Avenue • Armonk, NY 10504
Telephone: (914) 273-6480

FREE NEWSLETTER & CATALOG

- THE FAMILY PROGRAMMER is a new newsletter for owners of TI home computers. It's filled with the latest news about TI hardware and software plus tips on computer maintenance and free programs to use and learn from.
- ALSO FREE: A complete catalog of TI products at low, low prices, including hundreds of programs for education & science, business & professional applications, games, music, utilities, languages and demos. Largest collection of educational software for the TI 99/4A ever assembled.

Don't miss this FREE offer. Put your name and address in an envelope and mail it today, or give us a call.



PRICES SLASHED

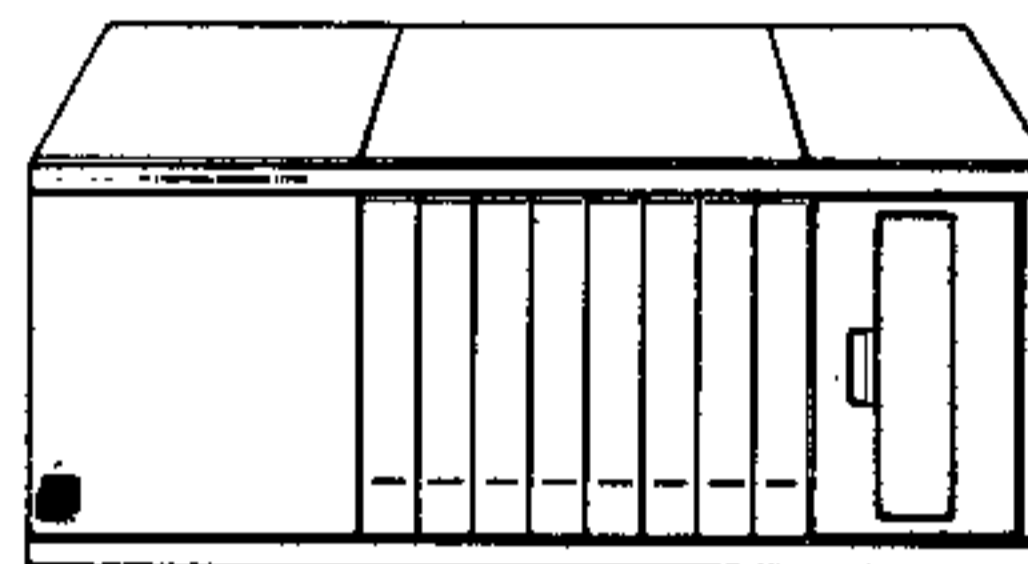

Now Expand your Texas Instruments 99/4A Home Computer ... for less.

We'll give you TI's Peripheral Expansion Unit, TI Disk Drive, TI Disk Drive Controller Card, TI 32K Memory Expansion Card, and one of the following: TI Writer Software Cartridge TI Microsoft Multiplan™ Software Cartridge, or TI Logo

Your cost only: **\$399⁹⁵***



AUTHORIZED DEALER



PHP4000

EFF. 8/15/83

Other Low-cost peripherals

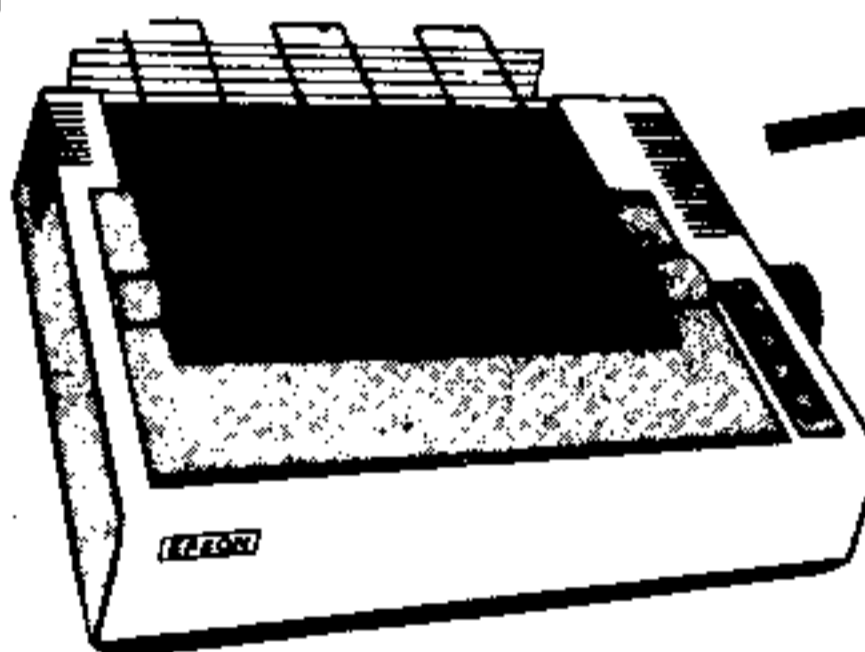

RS-232 Interface Card This interface allows your Home Computer to transmit and receive data over phone lines (with the addition of the Telephone Coupler) and allows the use of a printer. **\$79.95**

P-Code Card You add UCSD Pascal language capability to the Home Computer when you plug in this card. (Requires Memory Expansion and Disk Drive for development.) **\$79.95**

Memory Expansion Card Adds 32K bytes of Random Access Memory (RAM). **\$119.95**


Disk Drive Controller Card Lets you add up to three of TI's Disk Drives to your Home Computer. There's even space in the Peripheral Expansion System's enclosure for installing one disk drive. **\$119.95**

NEW LOW PRICE




The TI Impact Printer
This quiet, high performance and low cost impact printer features 80 characters per second bidirectional printing, four type sizes and four distinct printing densities. The TI 99/4 Impact Printer also features a long-life dot matrix print/head that's easily replaced for fast repairs. The printer can handle 40, 66, 80 and 132 column widths and can print text or graphic data.

The TI Impact Printer requires an RS-232 Interface. **\$369.95**



Peripheral Expansion Disk Drive
\$189.95



The Telephone Coupler
Lets you send and receive messages, data and even entire programs with your own home phone. You just place your telephone receiver in the coupler cradle and you can communicate with similarly equipped computers at remote locations, and access data bases and such software services as TEX-NET™ Information Service, THE SOURCE™. Requires the RS-232 and Terminal Emulator II **\$79.95**

- FAST DELIVERY
- LARGE INVENTORY

(213) 366-6631

*SHIPPING, HANDLING & INSURANCE ON THE ENTIRE PHP4000 PACKAGE IS \$15.00 W. OF MISSISSIPPI & \$20.00 E. OF MISSISSIPPI. HI, AL, CAN. & APO BY QUOTE. WE MUST HAVE A STREET ADDRESS FOR UPS DELIVERY. ADD 3% FOR VISA OR MASTER CHARGE

TEX-COMP™
TI USERS SUPPLY COMPANY
"YOUR LUBBOCK CONNECTION™"



TEX-COMP USERS SUPPLY
P.O. BOX 33084, GRANADA HILLS, CA 91344

213-366-6631
HOT LINE

TI-99/4 PRODUCTS AT PROFESSIONAL PRICES
WHEN IN SOUTHERN CALIFORNIA VISIT OUR MODERN WAREHOUSE OUTLET STORE
WHERE YOU CAN PURCHASE THE ENTIRE TI LINE AT OUR REGULAR DISCOUNT PRICES.

TERMS: All prices F.O.B. Los Angeles. For fastest service use cashiers check or money order. Personal checks take at least ten days to clear. Add 3% shipping and handling (\$3.00 minimum). East of Mississippi 4 1/2%. (Free shipping on all software orders over \$100.00) We will ship UPS C.O.D. with 25% deposit C.O.D. to be paid by cash or certified check. All products are sold with the original manufacturer's guarantee (sent on request). Prices and availability subject to change without notice. We reserve the right to limit quantities.

99'er Home Computer Magazine

October 1983

44-E

"TI CHRISTMAS SPECIALS"

TI Printers.	\$399
Disk Drive	\$199
32 K Expansion	\$149
Disk Controller.	\$149
RS 232 Interface	\$99
TI Modem	\$99
Dust Covers.	\$.7
Disk Storage File.	\$25
WICD Joystick w/Adaptor.	\$35

Complete Line of TI Software
Games-Education-Application
At Competitive Prices!!

NEW LIST OF
THIRD PARTY SOFTWARE

OVER 50 TO CHOOSE FROM

\$3.00 SHIPPING & HANDLING
Prices subject to change without notice.

Call or write for details:

K.A. David's
P.O. BOX 2263, PGH., PA 15230
(412) 366-8050 5 - 9 pm EDT

VISA

MASTERCARD



CANADIANS!

Prices too low to publish!

Write for our price list
of TI 99/2, TI-99/4A, CC-40
products at some of
the **BEST PRICES**
in CANADA

Check our large ad
in alternate issues

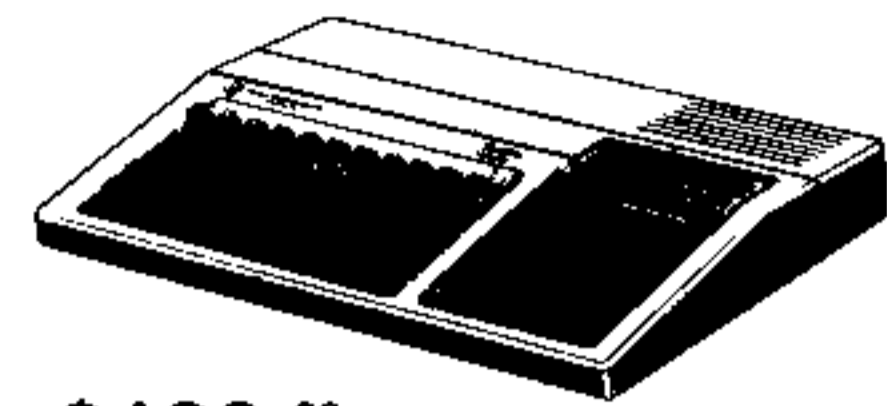
*No provincial sales tax
Mail order only
Shipped first class mail
for fast delivery*

Canadian Micro Works
Box 6221 Station C, Edmonton, Alberta
Canada T5B 4K6
403-461-0074

Canadians



TEXAS
INSTRUMENTS



\$199.⁹⁹ Canadian Funds

Extended basic **119.95**
Tunnels of doom **64.95**

**We deal by mail for best
service and prices.
Write or dial for price list.**

No charge cards. \$1.50 p&h.
Que. res. COD orders only, add \$1.50
and 9% sales tax

MB MICROBYTE
P.O. Box 282, Station Snowdon,
Montreal, Quebec H3X 3T4
514-725-9241

**DUST
COVERS**


Features:

- Equipment Protection
- Handsome Appearance
- Custom-Fit
- Antistatic Treated
- Quality Construction

A	10" Color Monitor Cover	\$10.95
	13" Color Monitor Cover	\$12.95
	(not shown)	
B	Peripheral Expansion Box Cover	\$12.95
C	TI's 99/4 Matrix Printer Cover	\$9.95
	(same as Epson MX-80 Cover)	
D	Cassette Recorder Cover	\$4.95
	(1 size fits up to 10" x 6")	
E	TI-99/4(A) Console Cover	\$8.95
F	Speech Synthesizer Cover	\$3.95
G	Peripheral Box Cover	\$5.95
	(Specify: 32K Memory Expansion, RS232 Interface, or Disk Controller)	
H	Thermal Printer Cover	\$8.95
I	Disk Memory Drive Cover	\$5.95

**DEALER
INQUIRIES
INVITED**

Add \$2.00 shipping/handling
for the first dustcover;
50 cents for each
additional cover.



99'erWARE™

Software, Peripherals, & Accessories
for the Texas Instruments Home Computer
P.O. Box 5537 Eugene, Oregon 97405
Tel. (503) 485-8796



**The
TEX-SETTE™
Adapter**

**Cassette
Compatibility
At Last!**

If The TI-99/4A Will Not Control Your
Cassette Recorder Through Its Remote
Jack, We Have The Solution For You . . .



• Low cost - Only **\$5.95**
plus \$1.00 each for postage and handling.

99'erWARE™

Software, Peripherals, & Accessories
for the Texas Instruments Home Computer
P.O. Box 5537 Eugene, Oregon 97405
Tel. (503) 485-8796

PLEASE
HELP US

PLEASE
HELP US

IF THERE'S A MAGAZINE SELLER NEAR YOU WHO DOESN'T CARRY 99'er PLEASE SHOW HIM THIS PAGE

Comments From Our Readers

"I purchased my computer without knowing about you, but after seeing many other "computer" magazines, you are light years ahead of the pack."
Tim Williams, Gig Harbor, WA

"... your publication is better than Compute, Byte, Popular Computing and Personal Computing. We have canceled other subscriptions in favor of the 99'er.

This is the first time I've ever written a magazine publication and it's only because I'm impressed with the 99/4A and your magazine."
Cindy Eckhardt, Palatka, FL

"... I had considered BYTE the most useful of the genre until I saw yours. Absolutely the most valuable source of ideas and suppliers for those of us using a TI-99 Home System."
Dennis E. Clouse, Concord, CA

"I am a programmer/analyst and I just subscribed to your magazine.

The question is where have you been? I was looking for just the magazine you and your staff publish. I must say it is the best. I have subscribed to Byte, Softside, Creative Computing and Kilobaud, and nothing—I mean nothing—can compare to 99'er."
Sal Melillo, Scotch Plains, NJ

"... Your magazine is a help as well as a great source for software games, books, and hardware. For me the super-novice, this information is invaluable! Keep up the good work!"
David Hurd, Lubbock, TX

"... After spending a small fortune subscribing to computer magazines trying to find some information about the 99/4 and/or software for it, the investment has finally realized some fantastic gains with your magazine."
Robert L. Nelson, Suring, WI

And Look At A Typical Comment From The Magazine Trade:

"It sells well!!! In five months, we've increased our draw from 300 to 1000. Our percentage of returns has been: November 10%, December 5%, January 0, February 4%, March 2%. And your service is fine and dandy!"

—Melinda Pleshe, Levity Distributors, No. Hollywood, CA

THE FACTS SPEAK FOR THEMSELVES—

- Since December 1982, our total paid circulation has more than tripled to nearly 200,000 copies per month.
- Our world-wide single-copy sell-through presently averages more than 95% of single-copy distribution—YES, more than 95%!!!
- The \$3.50 cover price and liberal discount have made 99'er HCM the most profitable computer title for the wholesale industry to handle.

For More Information on Our Profitable Wholesale Distribution Plan Call:

Coleen Nelson or Ann Crenshaw at
Tel (503) 485-8796

8:00 AM-5:00 PM West Coast Time, or Write:
Bulk Sales Department, 99'er Home Computer Magazine,
1500 Valley River Drive, Suite 250, Eugene, OR 97401

SPECIAL NOTE TO BOOKSELLERS

We also produce a full line of trade books and mass-market paperbacks in the Home Computer field, under our 99'er-WARE imprint.
Call or Write for details.



99'er CLASSICS

This space will be reserved for classic pieces from back issues of 99'er HCM that are now out of print. We repeat these favorites, chosen by popular demand, for the pleasure and information of our subscribers. This month's vintage article, which has been updated and expanded, originally appeared in Volume 1, Number 1 of 99'er HCM. So, return with us to . . .

Power Line Problems in Personal Computers

By G. R. Michaels

Although glitches, crashes, errors, false printouts, memory loss, and other forms of erratic microcomputer operation are usually blamed on software and hardware, most of these annoying problems actually come to you courtesy of your ordinary 120-volt powerline! These problems are directly traceable to three general causes: (1) processor-memory-peripheral interaction, (2) power line noise/hash, and (3) transient voltage surges. Fortunately, serious computer users don't have to live with these problems, because many types of corrective devices are available.

Powerline Coupling

The fact that microcomputer systems are so easy to hook up—just plug the computer and peripherals into the wall socket, and connect the components with a few convenient male/female preassembled cables—makes them susceptible to power line noise. Connecting them to powerline strips that are integrated with RFI (radio-frequency interference) filters will effectively isolate the computer and peripherals from each other and from the power line—thus providing a convenient solution to the problem.


Hash

Hash is another problem altogether. When your favorite space-war game gets fouled up by "glitches," or your previously-proven-to-be-faultless program "blows up" or creates erroneous printout, externally created hash is the probable cause. Elimination of hash at the source is the most desirable solution. But with hundreds of potential sources (arcing in tools, motors, appliances, and other small electrical devices, plus loose, defective, or corroded light sockets, wall sockets, line-cord plugs, or wire connections), pinpointing the offender is often most difficult. That's where hash filters are most effective. They often can completely eliminate the interference.

An alternate approach to the hash problem is first to make certain that all equipment covers and shields supplied by the manufacturer are securely fastened in place. If that doesn't work, you might try building and installing your own shield. Also don't forget to make sure that you have an adequate grounding system with *direct ties* to a good ground rather than *ground loops* (which often provide a home for system hum that can induce glitches).

Transient Voltage Surges.

Transient voltage surges (transients) are certainly not friends of microcomputer circuitry. Semiconductor components are easily damaged by these momentary spikes—



often 5 or 10 times the normal AC line voltage. And industry studies indicate that some transients have pulses up to 5,600 volts!

Common causes of destructive powerline transients include (1) demand power load switching by utility companies, (2) nearby lightning strikes, (3) static discharge, and (4) on/off switching of inductive motors, power supplies, air conditioning and refrigeration units. Any of these can cause a Differential Mode powerline surge—one in which short surges of extremely high voltage are developed *between* the AC lines. Anything connected to the AC lines will get a dose of this damaging voltage. The resulting "domino effect" could wipe out large sections of microcomputer memory.

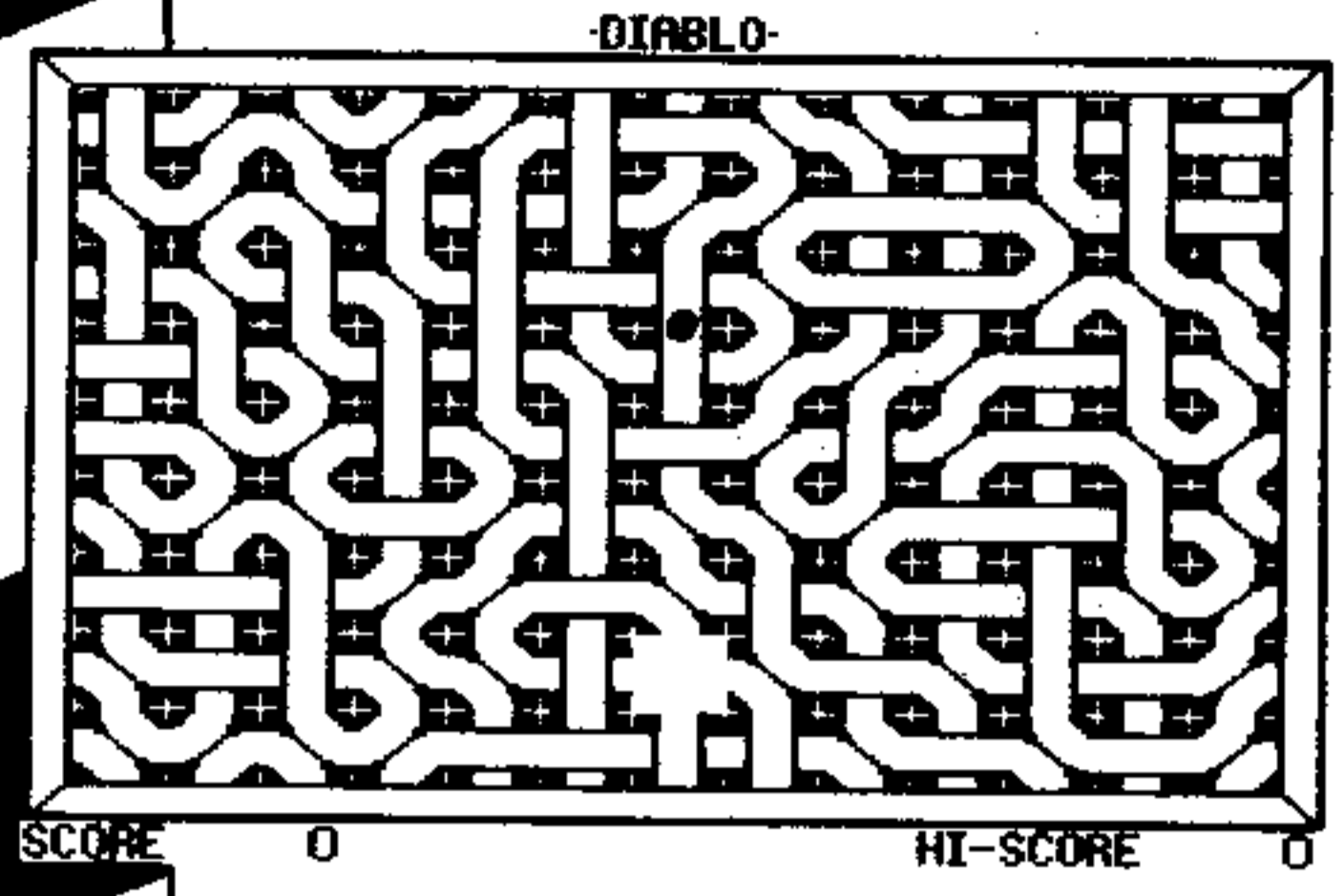

A Common Mode surge occurs when *both* AC lines are brought to a very high voltage—a situation usually caused only by lightning. This high voltage may cause arcing between conductors and ground, destroying the insulation of power transformers (rendering the units worthless) and cables. Damage to switches and controls is also a frequent occurrence in this situation.

Besides the surge damages that are immediate and permanent, there are some harder-to-detect damages as well: deteriorated performance and shortened life-spans. These damages can be the most irritating since equipment will require repeated servicing and will often seem to be falling apart.

Fortunately, a large measure of surge protection is possible with clamping devices that can be placed across the AC line and between each AC line and ground. These devices are frequently built into special AC line cords, and thus, like the other protective devices mentioned, can be attached without altering any equipment.


SOFTWARE FOR THE 99/4(A)

FROM **EXTENDED SOFTWARE COMPANY**



With 116 movable panels, this game demands strategy, planning & decisive control to keep the ever-advancing ball from rolling off the board. Every board is different.
1st PLACE WINNER OF THE T.I.S.H.U.G. AUSTRALIA CONTEST

MASTER DISK FILE — A master index of your disks.
MASTER DISK FILE uses a large portion of the 90K bytes available on a single sided disk as virtual memory to create and store a perpetual file of disks, programs and applicable data. Data can be added, removed or updated. The file may then be accessed for viewing on the screen or for printing several types of lists on a printer.
Insert disk into drive, it is catalogued then can be filed.
Reads up to 95 programs and files per disk.
Maximum of 120 disks or 1100 programs may be filed.
Does not require memory expansion.
Supports single or double sided disks (or mixed).
Supports single or multiple drives.
Programs are catalogued from disk in order and merged into the file; no sort is required after filing.
SEARCH for disks or programs by name.
Look-up time from a cold start: under one minute; from a running program: 15 to 25 seconds!
List on screen or a printer in alphabetical order by program name or disk name.
Up-date disks that have been changed by inserting into drive. Automatically replaces and up-dates old information.
May be used without a printer (on screen); file is portable and can be taken to a friend's for printing.
Supports any printer: serial or parallel.
Diskette (only) \$15.00
GUARANTEED TO BE THE BEST DISK CATALOG UTILITY FOR THE 99/4A



GAMES PAK / III
KONG - must fight his way past barrels, ladders & trap doors to save Roxanne from Igor's bomb. Six different screens. Joystick req. \$15.00
BOUNCER — bounds from one trampoline to another, scoring points while avoiding the arrows which will burst him. 6 screens. Joysticks req. \$15.00
ROMEO — must traverse a desert, stream (alligators & sharks) & cavern to obtain a fitting reward. Joysticks req. \$15.00

GAMES PAK / II
ARTILLERY — The opposing force must be destroyed by determining angle and force of each shot. An ever-changing wind complicates matters. 1 or 2 players \$9.95
DE-CYPHER — An encrypted message is displayed and guesses change all corresponding letters to the guess. Comes with 50 messages which can be changed \$9.95
PUZZLE 15 — Slide alphabetic squares into order. Multiple squares may be moved. Computer keeps track of moves & has replay feature \$9.95
FLIP CHECKERS — Sandwich opponent's piece to flip it to your color. 1 or 2 players. Real-time clock. Fast computer decisions. Joysticks req. \$9.95

GAMES PAK / I
FROGGY — Jump FROGGY across 10 lanes of traffic, then across 6 logs. Keyboard or joysticks \$9.95
EXTENDED BASEBALL - Joystick control of the pitcher & batter, and individual batting averages. Multi-base & multi-runner plays. Joysticks req. \$9.95
GORFIA PESTULITIS - Joystick control of a laser sight or inertia influenced space mines to shoot down the invading Gorfians. Joysticks req. \$9.95
EXTENDED HANGMAN - Quick graphics, music, color, speech (optional) and sound are added to keep the players entertained. Includes 580 words of 4 to 9 letters in length in easy, medium and difficult groups \$9.95
TIC-TAC-TOE — Quick set-up and quick decision making at four levels of difficulty. The levels avoid the frustration of the novice never having a chance to win \$9.95

TYPWRITER
A 16K WORD PROCESSOR on Cassette or Disk
Any Input/Output storage of text — disk, cassette, cassette input/disk output, or vice versa.
Selectable right justify.
Complete text Editing — by cursor control; including insert & delete lines, partial print, printer halt or abort without text loss, page FWD & BKWD, and more.
Complete Software Control of Printer (depending upon its capabilities) — for enhanced print, underlining, formatting, 28 to 254 characters per print line, etc.
No Special Equipment — monitor, console, Extended Basic module, C or D, printer.
Comes with a 20 page instruction booklet.
Cassette \$32.00 Diskette \$35.00

SCREEN/DUMP — Print the screen to a dot-addressable, 8-bit printer. Does not require extra memory! Disk version is simple to use. Cassette version requires mild programming knowledge \$12.00

NAME-IT
DATA BASE for: Mail Lists, Labels, Files
Records: 250 records per diskette consisting of up to nine 28-character items per record.
Prompts: user designated prompts.
Complete File Sort: 250 records in 100 Seconds.
Search; Pre-set; print labels & lists.
Includes a FORM LETTER program that uses NAME-IT data in TYPWRITER generated form letters
Cassette version differs from disk version.
Cassette \$32.00 Diskette \$35.00

NOTE: Should you decide to up-grade to the TI-WRITER module, TYPWRITER and NAME-IT data can be converted for use by that module. NAME-IT alone, will generate 250 TI-WRITER form letter records.
TI-WRITER is copyrighted software of Texas Instr.
A detailed catalog is available free. Circle "FREE" on the order form or send a letter or postcard.

ORDER FORM EXTENDED BASIC MODULE REQUIRED FOR ALL PROGRAMS


CATALOG	FREE	\$	FREE
GAMES PAK / I	\$26.95 (C or D)	\$	
(Froggy, Extended Baseball, Gorfia Pestulitis, Extended Hangman, Tic-Tac-Toe)			
GAMES PAK / II (Artillery, De-Cypher, Puzzle 15, Flip Checkers)	\$26.95 (C or D)	\$	
GAMES PAK / III (Kong, Bouncer, Romeo)	\$26.95 (C or D)	\$	
TYPWRITER (word processor)	\$32.00 (C price)	\$	
	\$35.00 (D price)	\$	
NAME-IT (data base/mail list)	\$32.00 (C price)	\$	
	\$35.00 (D price)	\$	
SCREEN/DUMP (printer required)	\$12.00 (C or D)	\$	
MASTER DISK FILE	\$15.00 (D only)	\$	
INDIVIDUAL GAMES:			
DIABLO	\$19.95 (C or D)	\$	
<input type="checkbox"/> Froggy	<input type="checkbox"/> Extended Baseball	<input type="checkbox"/> Gorfia Pestulitis	<input type="checkbox"/> Extended Hangman
<input type="checkbox"/> Tic-Tac-Toe	<input type="checkbox"/> Artillery	<input type="checkbox"/> De-Cypher	<input type="checkbox"/> Bouncer
			<input type="checkbox"/> Kong
			<input type="checkbox"/> Flip Checkers
Send this form or a substitute with check or money order to:			
Extended Software Company			
11987 Cedar Creek Drive			
Cincinnati, Ohio 45240			
(513) 825-6645			
SATISFACTION GUARANTEED			
IF YOU ARE NOT COMPLETELY SATISFIED, YOU MAY RETURN THE PROGRAMS (and instructions) WITHIN 15 DAYS FOR A FULL REFUND OF YOUR PURCHASE PRICE.			
Shipping & Handling (1st Class Mail):			Included
Sales Tax:			Included
Add \$2.00 if C.O.D. (U.S. Mail Only):		\$	
Check or money order or C.O.D. Total:		\$	
			PLEASE SPECIFY CASSETTE OR DISK

Dealer and programmer inquiries welcome.

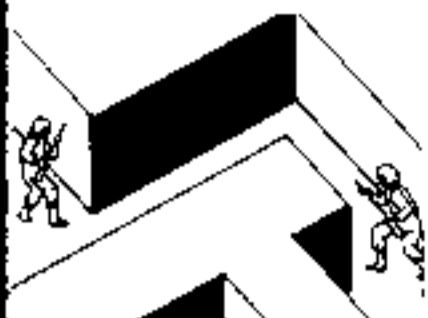
Cut Here (may be copied or substituted)

CHALLENGER

QUALITY CASSETTE SOFTWARE SPECIALLY DESIGNED FOR YOUR TI 99/4A COMPUTER




A STARPROBE 99. You control the starship as it probes a multilevel, labyrinthine, and hostile world. An action game of skill with superior, full-color graphics. Created in BASIC by Mark Sumner. **\$17.95**



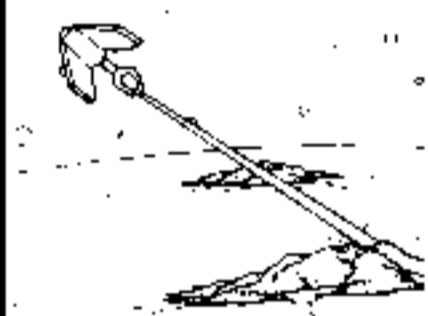
B 3-D STALKERS. The ultimate 2-player strategy game. You and your opponent are trapped in a three-dimensional maze from which only one can escape. A Mark Sumner game of wits and cunning written in BASIC with joystick control. **\$17.95**



C WALLABY. Wally Wallaby has stumbled into the basement of the Tasmanian Thing-a-ma-jig factory. Won't you please help him hop, duck, climb, and slide his way to the exit. A Mark Sumner game in EXTENDED BASIC, with 4 screens and 2 playing levels. **\$17.95**



D HORRORS! You'll have a nightmare of fun as you try to paint a haunted house while evading the clutches of some of the dumbest and smartest monsters you'll ever meet. A new EXTENDED BASIC game by Mark Sumner, with 16 different playing combinations. **\$17.95**



E MU OUTPOST. Past and future come together as you defend the undersea Ionian empire of MU against the forces of the Kingdom of Han. Brilliant graphics. Joystick control. An EXTENDED BASIC game by David Farmer. **\$17.95**

F MINI PEDE. Introducing a new Mini-Memory, Assembly Language challenger to Centipede. It's fast, exciting, and tough. Joysticks and mini-memory required. By Ken Dibble. **\$17.95**

Ask for Challenger Software at your local TI dealer or use the order form below. Each game comes in an attractive box with full and easy-to-follow instructions and a trouble shooting guide for the cassette user. All games © 1983.

DEALER INQUIRIES INVITED.

Please send me the programs circled.

A B C D E F

Add \$1.50 for Shipping and Handling. Total enclosed \$_____. (Send check or money order or use VISA or MASTERCARD. No cash or C.O.D. please.)

Name _____ Signature _____

Address _____

M/C VISA Exp. Date ____ Card No. _____

CHALLENGER SOFTWARE INTERNATIONAL

P.O. Box 50150
St. Louis, MO 63105

ZOMBIE . . . from p. 29

Cantankerous Cadavers

There are two separate games in *Zombie Mambo*. Part 1 begins in the graveyard, a garish pink and green garden with a crypt reminiscent of the Taj Mahal in the background. Your assignment is to dig through the graves in search of three golden keys that will gain you access to the sorcerer's crypt. As you dig, you will hear the realistic crunch of the shovel (and see a growing mound of dirt) each time you hit the fire button.

The sound effects are, as a matter of fact, my favorite feature in *Zombie Mambo*. Muffled, echoing footsteps evoke the feeling of the empty tomb. A door clangs shut to signal your entrance into the crypt. Best of all is the sound of the zombies themselves—a strange cacophony of unearthly grunts, pig-like oinks, and, of course, the constant, dragging footsteps. There is also a syncopated, DEVO-esque tune (the mambo?) which serves as a nice counterpoint to the zombie grunts.

Once you have dug eight scoops of dirt, either a key, weapon or zombie will appear. If it's a weapon or key, hang on to it. Most likely though, it will be a zombie. The stumbling stiff will raise himself from his not-so-final resting place and begin stalking you. The zombie (and also your own character) can move either quickly or slowly, depending on the level of difficulty (1-9) you choose at the beginning of the game. This type of adjustable difficulty level is generally a good option to

provide; it ensures that the game will remain challenging as you reach higher levels of proficiency. In the case of *Zombie Mambo*, however, I'm not sure it is really necessary. Part 1 was too difficult for us, even on level 9 (the easiest level). We played it all afternoon and never made it to the crypt. In fact, I was so frustrated after losing nine rounds in a row that I wanted a Zombie—the kind with rum in it!

Dead on Your Feet

Part of the problem may have been our limited mobility. It is impossible to move diagonally or turn about-face. To go from facing north to south, you must first make a quarter-turn. (Of course the zombies are similarly hampered.) Also, in Part 1, you are hemmed in by the walls of the graveyard. There is, however, one point in your favor: The zombies kill one another on contact. So if you are cornered, you can simply hover above the meandering mummies (they usually move in horizontal paths) and wait for one to "re-kill" his brother. Also, the zombies can stalk only while you are active. . . but remember they can attack while you are digging. So don't let down your guard when you pick up the shovel!

There are only three keys hidden in the cemetery, so your grave/gold-digger may have to rifle through every plot before finding them. You will usually also find a weapon which kills only one type of monster. We tried this "weapon" twice and it never worked. Instead, we got the

message "Your weapon is ineffective." Even though we are warned in the manual that this might happen, it is frustrating to lose the game every time your weapon fails. It would have been less devastating to deduct a sum from our cash pile when our gun "missed." As it was, we decided gambling on the weapon wasn't worth the risk.

Let's Make a Deal

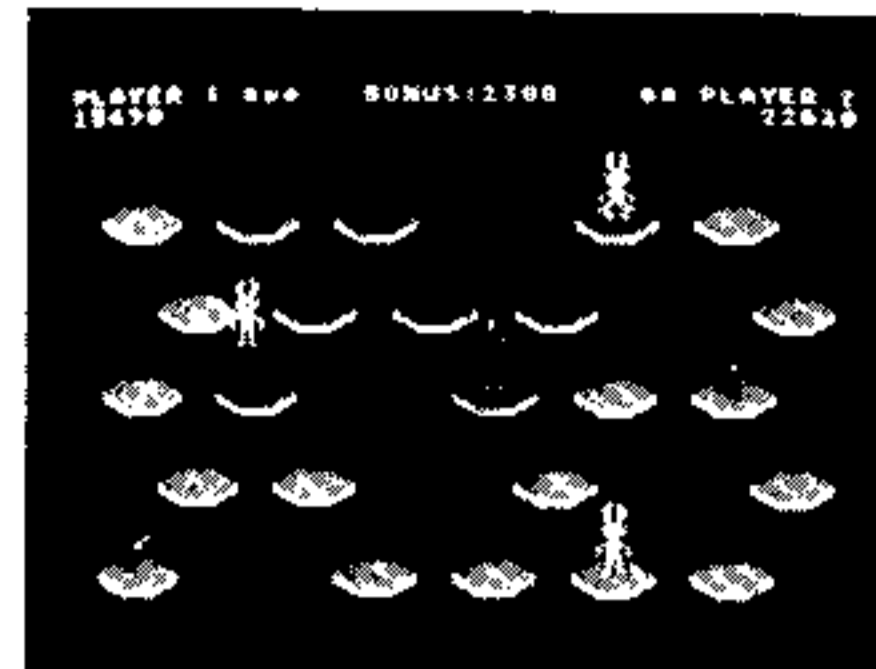

Once you gather all three keys, you can enter . . . the crypt. This is the really engrossing part of the game. To start Part 2 you must reload the tape. Be sure to read the loading instructions or you might, as I did, flip the cassette before loading it. Part 2 offers the game's more cerebral challenge. You must find your way out of the labyrinthine tomb. On the way, you progress through several chambers (on separate screens), opening vaults to reveal either valuable cash prizes (yea!) or stalking monsters (boo). A different type of monster resides in each chamber. You can enter and exit these rooms freely, but if you re-enter a room with monsters in it, you will be killed instantly. You must discover a complex, secret pattern in order to escape the tomb. The documentation recommends making a map to keep track of money, weapons and monsters as you explore the chambers. I would take this "recommendation" as an order. And even with a map, solving this maze will test your logic, patience and visual memory to the fullest.

\$37.50 ea.

ROMOX™
CARTRIDGES FOR THE TI-99/4A

\$37.50 ea.

IF YOU LIKE
"CHICKENS"
YOU'LL LOVE
"HEN
PECKED"




IF YOU LIKE
"RABBITS"
YOU'LL LOVE

"TOPPER"

NEW

FOR YOUR
TI-99/4A



WIDGIT—Cartridge Expander Board

A new "WIDGIT" cartridge expander board that lets you plug up to three TI-99/4A command modules. The "WIDGIT" comes complete with 3 sockets, a rotary switch and a button to reset the computer without turning power off and on.

The "WIDGIT" plugs directly into the "game slot" on the TI-99/4A console. It has a protective covering with rubber feet that will not scratch your console. Simply insert the "WIDGIT" into the game port, plug up to 3 command modules. Select your favorite cartridge with the rotary switch then press the reset button to re-start the computer.
Catalog number: WD-01

PRICE: \$49.40 ea.

- SPRITE EDITOR * \$29.95
- MUSIC EDITOR * \$29.95
- ASTROLOGY HOROSCOPE MAKE * \$49.95

• EXTENDED BASIC required

This software requires 32K memory plus disk. Supplied on disk only.

MAIL TO
NAVARONE INDUSTRIES
510 Lawrence Expressway #800
Sunnyvale, California 94088

ORDERING INFORMATION

Please indicate the items you wish to order, the quantity, and the price of each item.

Send with a Cashier's check or M.O. (personal checks take an additional 10 days to clear NO credit cards. C.O.D.'s add \$5.00). Please allow 4 to 6 weeks for delivery.

Add 5% of total order for shipping and handling. Cal residents add 6% sales tax.

DISK FIXER

This is a powerful Assembly language program written for those who want more control of the TI-99/4A.

The DISK FIXER is a utility program that accesses floppy disks by "SECTOR" rather than by file name. You can now display or print the actual contents of any sector of a floppy disk.

Other features of DISK FIXER allows you to change any byte on any sector or move data from one sector to another.

This tool is ideal for fixing blown directories, improperly closed files, and recovering data from diskettes otherwise inaccessible.

This program requires EDITOR ASSEMBLER, 32K memory expansion and a Disk drive.

Catalog number: AS-01 on diskette only

PRICE: \$29.95 ea.

Gruesome Graphics

Zombie Mambo's graphics may not be spectacular, but they are unusual. The pale, grey zombies do look like dead shadows of former selves. Unfortunately, the piles of earth you dig from the grave are the same shade of grey, so the zombies and dirt piles tend to blend together. I'd prefer some rich "earth tones" for the unearthed debris. In Part 2, the tomb's monsters are imaginative, if somewhat odd. One resembles a pot-bellied woodstove, another a Hawaiian tiki god. I thought the graphics were OK, but I have one suggestion. It would be helpful (at least for those who have no adventure gaming experience) to somehow distinguish the tomb's chambers from one another in the initial, easy levels of the game. As it is, it's impossible to differentiate between the rooms without opening a vault—and you are immediately killed if you re-enter a room with remaining monsters! I'm not saying it can't be done; it's just a bit too much of a challenge for beginners.

Crypt-ic Documentation

The documentation is—excuse the expression—strictly "bare bones." Loading and running are adequately explained, as is how to maneuver your grave-digger. But Part 2 of the game baffled me, and the instructions offered no clues. How, I wondered, do I distinguish one room from another? Do I have to get all the money before I can exit? For those who have never played an adventure game, the

modus operandi can be difficult to figure out. For these novices, a short explanation of how to find your way through the tomb would cut down on some of the frustrating trial and error. The game is certainly challenging enough without concealing how it's done. The instructions also failed to note that your disk drive must be disconnected before the program will run. It seems that many manuals fail to mention this important point.

Despite these minor flaws, I recommend *Zombie Mambo* highly, especially for those of you who are looking for a game in BASIC. Even though Part 1 proved impossible for any of us to master, Part 2 more than made up for the disappointment. It is a really tough game which will remain a challenge, both physically (dodging zombies) and mentally (navigating the tomb), long after your first foray into the crypt. There is a lot to *Zombie Mambo*—multiple screens, multiple levels of difficulty, and multiple goals. The game is also successful in conveying its scenario. The clanging door of the tomb, echoing footsteps, unearthly grunts, and pale, plodding figures all evoke the home of the ungrateful undead. So if Halloween has you hankering for some ghouling around, check out *Zombie Mambo*. But be forewarned—the game is Difficult. Whatever you do, don't vow to play until you win. . . or you may experience your own night of the living dead and end up feeling a lot more zombie than mambo.

**!COMPUTERS IN THE CLASSROOM!
PHOTO CONTEST**

Teachers, Photographers, and Computer Wiz Kids—you are invited to participate in the first *99'er Home Computer Magazine* Photo Contest! Can you capture those magic moments that brighten up classrooms when children and computers team up to learn? Send your color prints or transparencies to:

Computers In The Classroom
99'er Home Computer Magazine
1500 Valley River Drive, Suite 250
Eugene, Oregon 97401
before October 31, 1983.

Entries will be judged on:
• Clarity • Originality of concept
• Composition and design.

The Grand Prize Winner will receive a substantial cash prize and may be chosen for placement on a forthcoming cover of *99'er HCM*. First-, Second-, and Third-place prize winners will also be awarded and published.

So, capture those extraordinary child/computer learning teams in that special classroom *now* and send them to us right away. Immortality may be only a photo away!



**FAST FULL-SCREEN
DATA PROCESSING
WITHOUT
DISK OR EXPANSION
WITH THE
MINI EDITOR!**

At last! A professional-type data processor for home-scale use with the TI99/4(A). ASSEMBLY LANGUAGE program for instantaneous editing of data as you review it on a FULL-SCREEN DISPLAY. Save and load data up to 12K long at 4K PER MINUTE. Combine texts in memory. Also offers complete formatting of texts for printing, with automatic word wrap and line centering, right justification, many more useful features designed to give you total control over printer. Great for all word processing, inventories, bookkeeping, catalogs, lists, etc. Demonstrated at the Pittsburgh Users Group. THE MINI EDITOR REQUIRES ONLY A CASSETTE RECORDER AND THE MINI MEMORY. Write for a free brochure or send \$25.00 check or money order for cassette and manual to:

ADVANCED SOFTWARE

181 Carnegie Av.
Clairton, PA. 15025
PA residents add 6%

**For Your TI-99/4A
FLIGHT SIMULATOR**

The Dow-4 Gazelle is a realistic IFR simulation of a typical 4-place private plane. It is not a game. A manual with 30 pages of text plus 7 figures helps the novice learn to fly. Experienced pilots will enjoy flying the ILS approach. Response time under 1 sec average. Display shows full panel (10 dials & 11 lights) and indicates position of runway for landing. Realistic sound effects. See reviews in Jan 83 99'er and Jun 83 AOPA Pilot. Only requires joystick. \$30.

EDITOR/ASSEMBLER

The Dow E/A turns your computer into an assembly language machine. Requires Mini Memory Module. Load once and use all day, saving and restoring source assembly language programs on cassette (1 sec. per statement), just as you do with Basic. Supports all of the TI's instructions, 6 directives, and various interactive commands. Assembles into memory in 3 sec. per statement. Manual includes sample program with detailed explanations. Increase your programming enjoyment over the Line-by-line Assembler, and if you upgrade to TI's Editor/Assembler, you can convert your programs without rekeying them. \$25

Send SASE for additional information. To order, send check or MO U.S. funds:

JOHN T. DOW
6360 Caton
Pittsburgh, PA 15217

First class postage to U.S. and Canada included--others add U.S. \$2 (PA residents add 6% state sales tax).

**99/4 ACCESSORIES
SINGLE STEP ADAPTER**

WORKS WITH EDITOR-ASSEMBLER DEBUG HAS LOAD INTERRUPT TO RETURN TO DEBUG.....44.95
WITH 2K RAM (EXPANDABLE TO 8K).....54.95

DOUBLE DENSITY UPGRADE KIT
FOR PPI800 DISK CONTROLLER OPERATES SINGLE OR DOUBLE DENSITY. UP TO FOUR SINGLE OR DOUBLE SIDED DRIVES.....\$249.95

PROTOTYPE BOARD
FOR EXPANSION CHASSIS. HOLDS 60, 16 PIN DIPS & REGULATOR. WITH OUTPUT CONNECTOR...39.95

EXTENDER BOARD
FITS EXPANSION CHASSIS FOR EASY TROUBLE SHOOTING & SERVICE.....29.95

SPECIALTY SERVICES M.C.VISA PERSONAL CHECKS ALLOW 2 WEEKS TO CLEAR TX RESIDENTS ADD 5% SALES TAX
511 Martha, Euless, TX 76039
817-267-8338 TELEPHONE
ANSWERED M-F 6-10PM. OR LEAVE MESSAGE

WRITE OR CALL FOR ADDITIONAL INFORMATION ON OUR OTHER FINE PRODUCTS. DEALER AND INDUSTRIAL INQUIRIES WELCOME.

TRICK OR TREAT!

- * DISK Catalog Program\$15
- * CASS Catalog Program\$10
- * BOXED Diskettes (10SSSD)...\$30
- * BOXED Cassettes (10DE30) ..\$15
- * RS232 Extension Cable 10'...\$25
- * RS232 Serial Y Cable 2'\$25
- * RS232 Parallel Cable 6'\$25

Please send check or money order. Add \$2 for shipping and handling. Fla. residents add 5% sales tax.

DANLEN offers a great selection in everything YOU need for your TI-99/4A home computer. TRY US! Free catalog upon request.

DANLEN ENTERPRISES, INC.
DEPT. HC310
P.O. BOX 523036
MIAMI, FL 33152
(305) 621-4910
TELEX: 293940 DAN UR



Desert Dilemma . . . from p. 10

610 PRINT "SATION SHE HEARD BET
WEEN: " TWO MERCHANTS. IT SE
EMS: " THAT SOMEONE HAS"
620 PRINT "STOLEN A LARGE DIAMO
ND FROM: " SHEIK AMA SOHAMI
AND THERE: " IS A REWARD OF
10 POUNDS OF"
630 PRINT "GOLD FOR ITS RETURN.
YOU: " DECIDE TO INVESTIGA
TE. DO: " YOU WANT TO FIND
THE MER-"
640 PRINT "CHANTS OR DO YOU WAN
T TO GO: " TO THE SHEIK? TY
PE MERCHANTS: " OR SHEIK."
650 RETURN
660 DATA MERCHANTS, IN ARRIVING
AT THE WELL YOU, DISCOVER TH
AT THE MERCHANTS, ARE GONE.
NO ONE SEEMS TO
670 DATA KNOW WHERE THEY WENT.
DO YOU WANT TO LOOK FOR THE
M AT, THE OGAMI OASIS OR IN
THE
680 DATA MARKET? TYPE OASIS OR
MARKET, OOO, SHEIK, THE SHEIK
TELLS YOU THAT HE, IS SUSPIC
IOUS OF TWO PEOPLE
690 DATA ONE OF THEM IS HIS BRO
THER- IN-LAW PRINCE YOHASI.
THE, OTHER IS HIS SERVANT G
IRL
700 DATA SUHONI, YOU LEARN THAT
YOHASI IS WORKING TODAY AT
HIS JOB AT THE OIL FIELD.
SUHONI HAS THE DAY OFF AND
710 DATA HAS GONE SHOPPING. WHO
DO YOU WANT TO INVESTIGATE
?, YOHASI OR SUHONI, OOO, YOHA
SI
720 DATA DO YOU REALLY THINK SO
MEONE, WHO HAD JUST STOLEN A
DIA- MOND WOULD GO TO A JO
B IN, AN OIL FIELD? WELL ITS
730 DATA POSSIBLE. AT ANY RATE
DO YOU WANT TO GO STRAIGHT
TO, YOHASI AT WORK OR DO YOU
WANT TO CHECK HIS APART-
740 DATA MENT? WORK OR APARTMEN
T?, OOO, SUHONI, WHEN YOU GET
TO THE MARKET YOU FIND THAT
SUHONI
750 DATA HAS GONE TO THE MOSQUE
TO, PRAY. YOU THINK SHE IS
PROB- ABLY HIDING THE DIAMO
ND, INSIDE THE MOSQUE. THE
760 DATA ONLY WAY TO GET IN THE
RE IS, TO LIE AND SAY YOU AR
E, A MOSLEM. YOU COULD JUST,
WAIT FOR HER. OR YOU COULD
770 DATA SNEAK IN TO THE MOSQUE
.. WHAT WILL IT BE: MOSQUE..
.. WAIT... OR SNEAK?, OOO
780 DATA MOSQUE, DENYING YOUR FA
ITH IS NO WAY TO OBTAIN A T
REASURE! DESPITE YOUR FEELI
NG OF UN-

790 DATA EASINESS YOU SEARCH TH
E, MOSQUE. YOUR INVESTIGATIO
N, OF THE MOSQUE TURNS UP NO
TH-
800 DATA ING. THIS ADVENTURE IS
OVER, FOR YOU. , OOO, XXX
810 DATA WAIT, YOU WAIT AND HOPE
SHE COMES OUT. , YOUR PATIEN
CE IS REWARDED. , WHEN YOU LO
OK UP
820 DATA YOU SEE SUHONI, COMING
OUT OF THE MOSQUE. , SHE TRIP
S AND FALLS AND THE
830 DATA DIAMOND FALLS OUT OF H
ER, ROBE. YOU PICK IT UP AND
RUN, TO THE SHEIK AND RECEI
VE, YOUR REWARD! , OOO, XXX
840 DATA SNEAK, AS YOU ARE SNEAK
ING IN YOU, KNOCK OVER A JAR
.. YOU ARE, DISCOVERED! YOU A
RE NOT A
850 DATA A MOSLEM AND SHOULDN'T
HAVE GONE IN ALONE. NO ONE
WILL, TELL YOU ANYTHING NOW,
YOU LOSE. , OOO, XXX
860 DATA WORK, YOHASI GETS ANGRY
WITH YOU, FOR INTERRUPTING
HIM AT WORK. HE TELLS YOU T
O MEET
870 DATA HIM AT THE CAFE AT 6:0
0. THE ONLY PROBLEM IS THAT
NOW, YOU ARE AFRAID OF HIM.
WHAT
880 DATA ARE YOU GOING TO DO? M
EET, HIM OR FORGET IT? TYPE
MEET, OR FORGET. , OOO
890 DATA APARTMENT, IN YOHASI'S
APARTMENT YOU, FIND A MAP OF
SHEIK SOHAMI'S, PALACE WITH
AN X ON THE
900 DATA ROOM CONTAINING SOHAMI
S, DIAMONDS. FURTHER SEARCH
OF THE APARTMENT TURNS UP
NOTH-
910 DATA ING. DO YOU WANT TO CA
LL THE, POLICE AND TURN YOHA
SI IN, OR WORK OUT A DEAL WI
TH
920 DATA YOHASI TO SHARE THE WE
ALTH, FROM THE DIAMOND? TYPE
POLICE OR DEAL, OOO, MEET, YO
HASI TURNS OUT TO BE A
930 DATA FRIENDLY ENOUGH FELLOW
.. HE CLAIMS TO KNOW NOTHING
ABOUT, THE MISSING DIAMOND.
AFTER
940 DATA YOUR CHAT YOU ARE STOP
PED BY, A POLICEMAN ON YOUR
WAY, HOME. THEY FIND A STOLE
N, RUBY IN YOUR POCKET AND
950 DATA THROW YOU IN JAIL. (YO
HASI, MUST HAVE PLANTED THAT
ON, YOU AND TIPPED OFF THE
PO- LICE!)
960 DATA BETTER LUCK ON YOUR NE
XT, ADVENTURE. , OOO, XXX, FORGE
T, YOHASI IS VERY UPSET ABOUT
T, BEING LEFT AT THE CAFE.

SA2 SOFTWARE

FINANCIAL PROGRAMS FOR THE TI99/4A

WANT MORE THAN GAMES ON YOUR COMPUTER? TRY THESE PRACTICAL, LOW-COST PROGRAMS. BOTH USE SCREEN-MENU FORMAT, ALLOW USER ACCESS, AND HAVE DETAILED INSTRUCTIONS.

**** MONTHLY BUDGETS MASTER ****

CREATE UP TO 30 BUDGET ACCOUNTS OR USE BUILT-IN FORMAT. RAPID DATA ENTRY AND EDITING. SAVE AND RETRIEVE DATA FILES. OUTPUT RESULTS TO SCREEN OR A PRINTER.

**** INCOME TAX PLANNER ****

DON'T BE CAUGHT BY SURPRISE NEXT APRIL! FORECAST NEXT YEARS TAX BILL AND AVOID OVER OR UNDER WITHHOLDING. DATA CAN BE REVISED & RESAVED AS ESTIMATES CHANGE.

SPECIFY TI OR X-BASIC, CASSETTE OR DISK \$12 EACH OR \$18 FOR BOTH (DISK ADD \$2)

SEND CHECK OR MONEY ORDER TO:

SA2 SOFTWARE
P.O. BOX 2465
NAPERVILLE IL 60565

Put the Byte on Millers Graphics for a **FREE CATALOG** OF **SOFTWARE and BOOKS**

Yes, I want my free Millers Graphics catalog! Send it to me via your usual speedy service at:

NAME _____

ADDRESS _____

CITY _____

STATE _____ ZIP _____

Mail to: **MILLERS GRAPHICS**
1475 W. Cypress Ave. (N-1)
San Dimas, CA 91773
(213) 599-1431



DON'T UNDERESTIMATE THESE CRUCIAL YEARS

Between birth and 5, a child's ability and desire to learn are at their peak. These children are forming opinions about learning which affect the rest of their lives; their intellectual potential is being established.

We have designed software to help satisfy your child's amazing capacity and need to gain knowledge by incorporating qualities proven to have profound effects on learning.

We offer exciting, fun, non-violent games that foster a love of learning, provide hours of stimulation and encourage problem solving with no pressure to achieve. Our programs also build self-confidence, the biggest factor motivating children to learn, by giving the child the feeling "I can do this, and it's fun!"

EACH READING READINESS PACKAGE CONTAINS 2 GAMES!

- 1. FIRE!:** getting the fire engine to the fire teaches right & left and following directions.
TAG TOM: fast action chase game teaches 20 different spatial relationships. Ages 2-5 (C or D) **\$12.95**
- 2. NIGHT & DAY:** teaches the concept of opposites.
BALLOONS: trains the eye to move from left to right and improves hand to eye coordination—both important to reading. Ages 2-5 (C or D) **\$12.95**
- 3. WHAT COMES NEXT?:** teaches the concept of sequencing.
SHAPE FINDER: child fills in missing shapes to complete pictures which come to life. Ages 3-6 (C or D) **\$12.95** (No. 3 available Nov. 15, 1983)

All games require TI99/4(A) EXTENDED BASIC. Joystick optional.

ORDER NOW! Specify cassette or diskette. Enclose check/MO, Mastercard, or Visa and add \$1.00 for shipping. Mail to:

Software Advances
P.O. Box 11409
Eugene, Oregon 97440
Dealer inquiries invited!

Desert Dilemma

```

970 DATA HE GOES TO HIS BROTHER
    -IN-, LAW THE SHEIK AND TELL
    S HIM, ABOUT YOUR POOR MANNE
980 DATA TELLS YOU THAT HE WON'
    T GIVE YOU THE REWARD EVEN
    IF YOU FIND THE DIAMOND. YO
    U MIGHT AS WELL GIVE UP. OOO
990 DATA XXX, POLICE, THE POLICE
    ARREST YOHASI ON THE BASIS
    OF YOUR STORY BUT, YOHASI IS
    PROVEN INNOCENT.
1000 DATA YOU ARE SENT TO JAIL F
    OR, FALSELY ACCUSING YOHASI.
    OOO, XXX, DEAL, YOU HAVE A LO
    T TO LEARN.
1010 DATA IT HAS BEEN SAID THAT
    THERE IS NO HONOR AMONG THI
    EVES. YOHASI PRETENDS TO GO
    ALONG.
1020 DATA WITH YOUR DEAL BUT IN
    REALITY HE MAKES PLANS TO H
    AVE YOU KILLED. PREPARE TO
    DIE! OOO, XXX
1030 DATA OASIS, IN ORDER TO REAC
    H THE OASIS, YOU WILL NEED T
    O HAVE A MEANS OF TRANSPORT
    ATION. DO
1040 DATA YOU WANT TO USE A CAME
    L OR, DEPEND ON YOUR 1942 JE
    EP? TYPE CAMEL OR JEEP. OOO
    JEEP, YOU ARE IN LUCK. YOUR
1050 DATA JEEP HAS ENOUGH GAS FO
    R THE TRIP. YOU SET OUT TOW
    ARD, THE OGAMI OASIS BUT AFT
    ER, THREE HOURS OF DESERT
1060 DATA DRIVING YOUR JEEP QUIT
    S RUN-NING AND YOU CAN'T G
    ET IT GOING AGAIN. SINCE YO
    U ARE
1070 DATA ABOUT 180 MILES FROM H
    ELP, AND IT IS 130 DEGREES I
    N, THE SHADE YOU HAD BETTER
    GIVE UP NOW. OOO, XXX
1080 DATA MARKET, THAT WAS A WISE
    CHOICE. BOTH MERCHANTS WEN
    T DIRECT- LY FROM THE WELL
    TO THE
1090 DATA MARKET. YOUR DISCUSSIO
    N WITH THEM IS NOT MUCH HEL
    P HOW- EVER. THE DATE MERCH
    ANT
1100 DATA TELLS YOU THAT EATING
    DATES WILL GIVE YOU WISDOM.
    THE OIL MERCHANT SAYS YOU
    SHOULD HAVE A NAP AND
1110 DATA DECIDE LATER. WHAT DO
    YOU WANT TO DO? EAT OR SLEE
    P? OOO, EAT, THE MERCHANT CON
    S YOU OUT.
1120 DATA OF YOUR LIFE'S SAVINGS
    FOR, A POUND OF DATES. AFTE
    R, EATING THEM YOU DON'T FEE
    L ANY WISER. IN FACT YOUR
1130 DATA STOMACH FEELS A BIT QU
    EASY. SINCE YOU ARE NOW BRO
    KE AND, ILL YOU HAVE TO GIVE
    UP, YOUR QUEST. SORRY!, OOO
  
```

```

1140 DATA XXX, SLEEP, A NAP SOUNDS
    LIKE A GREAT IDEA. THE ONL
    Y PROBLEM, IS THAT THE MOMEN
    T YOU ARE
1150 DATA ASLEEP THE OIL MERCHANT
    T, STEALS ALL YOUR MONEY AND
    SUPPLIES LEAVING YOU WITHO
    UT RESOURCES TO GO ON
1160 DATA WITH YOUR ASSIGNMENT S
    ORRY!, OOO, XXX, CAMEL SINCE Y
    OU DON'T OWN A CAMEL
1170 DATA YOU'LL HAVE TO BUY ONE
    UN- FORTUNATLY YOU HAVE N
    O MONEY. YOU SUCCEED IN G
    ETTING A
1180 DATA CAMEL BY TRADING YOUR
    JEEP. AFTER TRAVELING INTO
    THE DESERT FOR ONE FULL DAY
    YOU
1190 DATA ARRIVE AT THE OGAMI OA
    SIS. THE MERCHANTS ARE NOT
    THERE. HOWEVER YOU MEET TWO
    HORSE
1200 DATA BREEDERS AND DISCUSS T
    HE SITUATION WITH THEM. OB
    OHAMI THE OLDER OF THE TWO
1210 DATA FEELS THAT YOU SHOULD
    INVES- TIGATE AFSHIN RAH-TH
    E AWFUL- WHO HAS BEEN KNOWN
    TO STEAL JEWELS. ALI
1220 DATA HUBIMI A NERVOUS- LOOKI
    NG MAN, SAYS YOU SHOULD FORG
    ET THE WHOLE THING AND BECO
    ME A
1230 DATA HORSE RACER. WHOM DO Y
    OU BELIEVE? OB OR ALI? OOO
    OB, AFSHIN IS A VERY DANGERO
    US
1240 DATA AND POWERFUL MAN. IF H
    E FINDS OUT YOU ARE SPYING
    ON HIM, HE WILL HAVE YOU KIL
    LED. ONE OF
1250 DATA RAH'S MEN IS HERE AT T
    HE OASIS. HE LOOKS AT YOU S
    US- PICIOUSLY WHEN YOU ASK
    HIM
1260 DATA ABOUT THE DIAMOND. LAT
    ER YOU SEE HIM SHARPENING H
    IS SCIM- ITAR. IT MAY BE TO
    O LATE TO
1270 DATA SAVE YOUR LIFE. YOU SHO
    ULD HAVE BEEN MORE CAREFUL!
    OOO, XXX, ALI ALI BILKS YOU
    OUT OF ALL OF
1280 DATA YOUR MONEY FOR A HORSE
    WHICH, HE SAYS WILL BE A SU
    RE WIN- NER. YOU TAKE IT! HO
    ME AND
1290 DATA ENTER A RACE. YOU WIN
    !, YOU ENTER AND WIN ANOTHER
    AND ANOTHER! THIS COULD BE
1300 DATA THE BIGGEST BREAK OF Y
    OUR LIFE! YOU CAN HARDLY BE
    LIEVE THAT YOU WERE WASTING
    YOUR
1310 DATA TIME CHASING THAT SILL
    Y, DIAMOND! OOO, XXX, ERR
1320 END
  
```


Computer-Ed.

Of
Carmel, NY & Los Angeles, CA

99/4(A) Programs

- K-6 Reading
- K-6 Language Arts
- K-6 Math
- Follow-up Games and Worksheets
- Classroom Tested
- Also Available for TRS-80 Level II

For

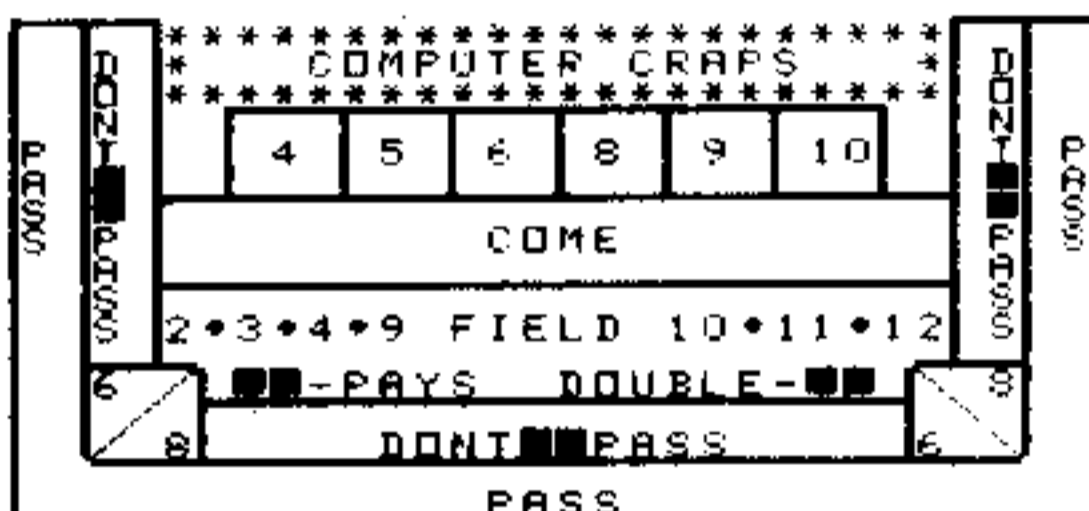
FREE Catalogue

Write To:

Computer-Ed.

1 Everett Rd.
Carmel, NY 10512

CRAPS NOW AVAILABLE



It's finally here! Now you can play craps on your 99/4A. And by craps, we don't mean "Throw the dice against the wall craps"; we mean real craps including a Craptable, Chips, 7 different popular bets (including the Passline bet, the Don't Pass bet, the Come bet, and Place bets), and, of course, dice. And if you don't know how to play craps, don't worry, instructions for each bet are included! The program includes the special California Layout, Sprite Dice, Speech, and the Prescan abilities of Version 110 Extended Basic.

This 38K program requires disk drive, memory expansion, and extended basic (either version). A TI speech synthesizer is optional.

This program is available for \$24.95 postpaid. To obtain your copy, send check (pers. chk. req. 2 week hold) or money order for \$24.95 to:

RAMSOFT ENTERPRISES

1501 E. CHAPMAN, SUITE 338
FULLERTON, CA 92631

California residents add 6% sales tax. If you have a TI-99/4, please specify so.

TIME TUTOR

CHILDREN LEARN
TO TELL TIME
AND HAVE FUN DOING IT



WITH MUSIC
ANIMATION AND COLOR

Children love to watch the mouse perform to nursery rhyme music as a reward for correct answers.

FOR THE TI-99 4A
NOW IN BASIC OR EXTENDED BASIC

SEND \$12.95 FOR CASSETTE
J.K.S. SOFTWARE
P.O. BOX 105
WALLINGFORD, PA 19086

Do you have a 99/4A with the Memory Expansion card or peripheral plus one of Editor/Assembler, Mini Memory or Extended Basic? Then you can run

FORTH

The programming language of the 80's. High speed, high powered programming. Realizes the potential of the 99/4A, whether a disk or cassette system. Up to 40 times faster than Basic. Comes with a manual including inside information of 99/4A hardware not available elsewhere.

Wycove Forth: \$50

WYCOVE SYSTEMS LIMITED

P. O. BOX 499
Dartmouth, Nova Scotia
B2Y 3Y8 Canada

PicoProcessor . . . from p. 17

Line Nos.	Microemulator Explanation of the Program	Line Nos.	Opcode
100-150	Program header.	1720-1740	NOP
160-340	Set up PicoProcessor front panel graphics.	1750-1780	LDA
550-610	Main program loop.	1790-1820	ADD
620-690	Read keyboard and branch to appropriate routine.	1830-1850	JMP
700-860	Control program flow while PicoProcessor is running; branch to appropriate subroutine.	1860-1890	MOV
870-1080	Power switch subroutine.	1900-1940	HLT
1090-1160	Initiate pushbutton subroutine.	1950-2020	Input from PicoProcessor panel's toggle switches.
1170-1260	Run pushbutton subroutine.	2030-2190	Output to PicoProcessor's panel display.
1270-1340	Stop pushbutton subroutine.	2200-2310	Define graphics characters.
1350-1540	Load pushbutton subroutine.	2320-2350	Delay subroutine.
1550-1710	Crash subroutine.	2360-2460	Ask for listing file, set flag and get device parameters.
1720-2000	PicoProcessor opcode subroutines:	2470-2500	Check for print/noprint flag; print status or return.
		2510-2570	Print PicoProcessor status.
		2580-2610	Convert PC to string.
		2620-2700	Convert opcode to string.
		2710-2740	Convert contents of Reg. A to string.
		2750-2760	Convert contents of Reg. B to string.
		2770-2900	Convert number to binary string.
		2910-2940	Print end-of-run marker.

DELETING PRINTER INSTRUCTIONS

PicoProcessor will be most valuable as a learning tool if it can print the listing showing Program Counter, memory location contents and register contents. This listing will allow you to follow the PicoProcessor's operations step by step. If you don't have a printer, you can still run the PicoProcessor emulator, and watch the changes in Register B as its programs run. In this case, though, you can save yourself some time and typing by entering the program as follows. Type in only REM in the following lines: 250, 590, 600, 770, 1240, 1250, 1330, 1490, 1650, 1660, and 1930. Omit lines 2360-2940.

Putting REM statements in the early lines allows you to hold your place as you type in your program. Once you've typed it in, however, you can go back and delete these REM statements. You can delete the REM statements in lines 250, 590, 600, 770, 1240, 1250, 1330, 1490, 1650, 1660 and 1930. You must change line 750 to read: 750 IF P < 16 THEN 780. You can then RESEQUENCE your program.

Listing 1

```

100 REM *****
110 REM * MICROEMULATOR *
120 REM *****
130 REM BY MIKE HILL
140 REM 99 ER VERSION 2.12.1
150 REM
160 DIM R(15)
170 DIM N(3)
180 CALL CLEAR
190 REM INSTRUCTIONS
200 PRINT TAB(8); "PICOPROCESSOR
! : : TAB(4); "A 4-BIT MICRO E
MULATOR"
210 PRINT : : : "CONSULT DOCUMEN
TATION BEFORE : : OPERATION
!"
220 FOR D=1 TO 850
230 NEXT D
240 CALL CLEAR
250 GOSUB 2370
260 PRINT "BUILDING PICOPROCESS
OR : : TAB(11); "PLEASE STAN
D BY : : : : :
270 FOR D=1 TO 375
280 NEXT D
290 REM GRAPHICS
300 CALL CLEAR
310 FOR I=1 TO 22
320 READ E,ES
    
```

TI-99/4A * SCHEMATICS * HARDWARE

*** SCHEMATICS ***

Complete up to date, includes pin-out of all ports, memory map, timing & electrical data/diagrams.

- 1) TI-99/4A \$29.95
 - 2) Peripheral Expansion Box \$16.95
 - 3) Speech Synthesis Box \$9.95
- ALL 3 SETS
(SAVE \$11) \$45.85

NEW: Schematics set for RS232 Card and 32K Memory Card \$22.95 for both
Complete set of ALL ABOVE SCHEMATICS \$63.80
Save \$16 over separate prices.

*** HARDWARE ***

RS-232 to BSR X-10 INTERFACE lets your *TI-99/4A control lights, appliances, etc. Works with BSR X-10, Radio Shack Plug-N-Power, Sears Home Control System and Leviton controllers. Easy to install **INSIDE YOUR CONTROLLER**. RS-232 port required. Instructions have sample **BASIC** program listing included. **NO** machine code necessary. Kit includes interface module with cable, RS-232 connector, mounting hardware, and instructions for installation and operation.

Interface Kit \$39.95 OR

BSR X-10 Controller with module installed and fully tested .. \$99.95

*Also works with other computers. Call for details.

EXPERIMENTER CHASSIS. Bolt the guts of your TI-99/4A onto this open chassis and get access to signal lines during normal operation. Holds everything safe and secure for hardware experiments. Computer will run cooler for longer life. Includes mounting hardware.


EXPERIMENTER CHASSIS \$44.95

FORMORALL Applied Electronics Inc.

800 S.W. Liberty Bell Dr., Beaverton, Ore. 97006

1-503-645-0485 *Please allow 4-8 Wks*

30 DAYS
MONEY BACK
1 yr SERVICE



**Reliable Mass Storage
For The TI99/4(A)**

MYARC's Winchester Disk and Controller System the WDS/100, is custom engineered for reliability, ease of use and total upward compatibility with your floppy disk system. UNIX*-like file management is built into its Disk Operating System to accomodate the simplest to the most complex file processing requirements. Start up diagnostics, state-of-the-art error correction coding and rigorous factory burn-in ensure data integrity and hardware reliability. Sealed disk drive eliminates costly preventative maintenance. **MAKE YOUR 99/4(A) A TRUE DATA SYSTEM!**

MYARC's Winchester Disk For The 99/4

\$2,599 - 5-Megabyte Model

\$2,999 - 10-Megabyte Model

\$3,399 - 15-Megabyte Model

*UNIX Is A Trademark Of Bell Laboratories



MYARC, INC.
P.O. Box 140
Basking Ridge, N.J. 07920
(201) 766-1700

```

330 CALL CHAR(E,E$)
340 NEXT I
350 CALL SCREEN(2)
360 FOR I=1 TO 14
370 CALL COLOR(I,1,1)
380 NEXT I
390 PRINT TAB(9);CHR$(56);" IC
O";CHR$(56);" ROCESSOR";TAB
(26);CHR$(128);"un";TAB
(11);"register B";TAB(25);T
400 PRINT CHR$(129);"top";T
AB(5);"busy";TAB(25);CHR$(1
30);"nit";TAB(9);"1"
1"::CHR$(132);"owe
r";
410 PRINT " 0 0 0 0 ";
CHR$(131);"oad";
420 FOR I=1 TO 5
430 READ Q,X,Y,Z
440 CALL VCHAR(Q,X,Y,Z)
450 NEXT I
460 FOR I=1 TO 29
470 READ Q,X,Y,Z
480 CALL HCHAR(Q,X,Y,Z)
490 NEXT I
500 FOR I=1 TO 12
510 CALL COLOR(I,2,15)
520 NEXT I
530 CALL COLOR(13,5,15)
540 CALL COLOR(14,10,15)
550 REM MAIN LOOP
560 CALL KEY(0,C,S)
570 IF C<>69 THEN 620
580 CALL CLEAR
590 IF FLAG=0 THEN 610
600 CLOSE #1
610 STOP
620 IF C<>80 THEN 560
630 GOSUB 880
640 CALL KEY(0,C,S)
650 IF S=0 THEN 640
660 IF POS("PIRSL1234",CHR$(C),
1)=0 THEN 640
670 ON POS("PIRSL1234",CHR$(C),
1)GOSUB 880,1100,1180,1280,
1360,1960,1960,1960,1960
680 IF V=1 THEN 560
690 IF F THEN 710 ELSE 640
700 REM PROG RUNNING
710 IF A<16 THEN 730
720 A=A-16
730 IF B<16 THEN 750
740 B=B-16
750 IF P<16 THEN 770
760 P=P-16
770 GOSUB 2480
780 CALL KEY(0,C,S)
790 IF C=83 THEN 670
800 IF C<>80 THEN 830
810 GOSUB 880
820 GOTO 640
830 ON R(P)+1 GOSUB 1560,1760,1
800,1730,1840,1560,1560,156
0,1870,1560,1560,1560,1560,
1560,1560,1910
840 GOSUB 2040
850 IF V=1 THEN 560
860 IF F THEN 710 ELSE 640
870 REM POWER
880 CALL GCHAR(19,6,M)
890 IF M=92 THEN 950
900 CALL HCHAR(4,6,136)
910 CALL COLOR(2,13,15)
920 CALL HCHAR(19,6,92)
930 V=1
940 GOTO 1080
950 CALL COLOR(2,2,15)
960 CALL HCHAR(19,6,91)
970 CALL HCHAR(4,6,64)
980 CALL HCHAR(14,8,64)
990 B=0
1000 GOSUB 2040
1010 F=0
1020 V=0
1030 FOR I=0 TO 15
1040 R(I)=0
1050 NEXT I
1060 P=0
1070 A=0
1080 RETURN
1090 REM INITIATE
1100 CALL HCHAR(14,29,94)
1110 P=0
1120 A=0
1130 B=0
1140 GOSUB 2040
1150 CALL HCHAR(14,29,93)
1160 RETURN
1170 REM RUN
1180 CALL HCHAR(4,29,94)
1190 F=1
1200 L=0
1210 CALL HCHAR(14,8,136)
1220 GOSUB 2330
1230 CALL HCHAR(4,29,93)
1240 IF FLAG=0 THEN 1260
1250 PRINT #1:TAB(10);"*****
* RUNNING"
RETURN
1260 REM STOP
1270 CALL HCHAR(9,29,94)
1280 F=0
1290 CALL HCHAR(14,8,64)
1300 GOSUB 2330
1310 CALL HCHAR(9,29,93)
1320 GOSUB 2920
1330 RETURN
1340 REM LOAD
1350 CALL HCHAR(19,29,94)
1360 CALL GCHAR(19,11,N(0))
1370 CALL GCHAR(19,15,N(1))
1380 CALL GCHAR(19,19,N(2))
1390 CALL GCHAR(19,23,N(3))
1400 FOR I=0 TO 3
1410 IF N(I)=92 THEN 1450
1420 N(I)=0
1430 GOTO 1460
1440 N(I)=1
1450 R(P)=(8*N(0))+(4*N(1))+(2*N
(2))+N(3)
1460 NEXT I
1470 L=1
1480 GOSUB 2480
1490 P=P+1
1500 IF P<16 THEN 1530
1510 P=P-16
1520 CALL HCHAR(19,29,93)
1530 RETURN
1540 REM CRASH
1550 FOR I=11 TO 23 STEP 4
1560 T=INT(2*RND)
1570 IF T=1 THEN 1610
1580 CALL HCHAR(9,I,40)
1590 GOTO 1620
1600 CALL HCHAR(9,I,136)
1610 CALL KEY(0,C,S)
1620 IF C=80 THEN 1680
1630 NEXT I
1640 IF FLAG=0 THEN 1670
1650 PRINT #1:TAB(10);"@@@@@@"
@
1660 GOTO 1560
1670 I=23
1680

```

Want to Get Published?

99'er Home Computer Magazine is looking for articles in all areas of interest that concern Texas Instruments personal computers. Here are the kinds of articles that we want you to write for us:

- Are you a businessman, professional, hobbyist, scientist, or engineer with an interesting microcomputer application? Tell us how it works, what problems you've had to overcome, and what recommendations you have for others. We're especially interested in sharing user-written software with our readers.
- Have you recently purchased a piece of hardware or software that hasn't quite come up to your expectations, or has, on the other hand, impressed you with its performance? We're looking for comprehensive product and book reviews from different perspectives.
- Are you an educator or parent with something to contribute to computer-assisted instruction (CAI)? We're always looking for new ideas and fresh approaches to educational problems.
- Have you created any unusual computer games or simulations? Let our readers experience your excitement and pleasure.

● Perhaps you've modified your micro-computer or have interfaced it with some unique or useful hardware. Send us your how-to-do-it story.

These are just some ideas. Perhaps you have others. Don't worry if you're not a professional writer. Our editorial staff stands ready to help polish up your manuscripts. And we'll be more than happy to send you a copy of our author's guidelines.

Please send your double-spaced typed manuscripts, plus disks or cassettes (recorded on both sides) if the article includes program material, to:

99'er Home Computer Magazine/Editorial Dept.
 1500 Valley River Drive,
 Suite 250
 Eugene, OR 97401

PicoProcessor

```

1690 F=0
1700 GOSUB 880
1710 RETURN
1720 REM NOP
1730 P=P+1
1740 RETURN
1750 REM LDA
1760 A=R(P+1)
1770 P=P+2
1780 RETURN
1790 REM ADD
1800 A=A+B
1810 P=P+1
1820 RETURN
1830 REM JMP
1840 P=R(P+1)
1850 RETURN
1860 REM MOV
1870 B=A
1880 P=P+1
1890 RETURN
1900 REM HLT
1910 F=0
1920 CALL HCHAR(14,8,64)
1930 GOSUB 2920
1940 RETURN
1950 REM INPUT
1960 C=C-48
1970 CALL GCHAR(19,C*4+7,M)
1980 IF M=91 THEN 2010
1990 CALL HCHAR(19,C*4+7,91)
2000 GOTO 2020
2010 CALL HCHAR(19,C*4+7,92)
2020 RETURN
2030 REM OUTPUT
2040 W=B
2050 U=8
2060 FOR I=0 TO 3
2070 N(I)=INT(W/U)
2080 W=W-(N(I)*U)
2090 U=U/2
2100 NEXT I
2110 H=0
2120 FOR I=11 TO 23 STEP 4
2130 IF N(H)=1 THEN 2160
2140 CALL HCHAR(9,I,40)
2150 GOTO 2170
2160 CALL HCHAR(9,I,136)
2170 H=H+1
2180 NEXT I
2190 RETURN
2200 REM DATA
2210 DATA 50,00,FFFF,51,0606060606
      6060606,52,0000000000070706
      53,0000000000E0E06,54,60E0
      E,55,060707
2220 DATA 56,FC828282FC808080,64
      001C3E3E3E1C,40,001C3E3E3E
      1C,91,00000000FE7C7C7C,92,0
      07C7C7CFE
2230 DATA 93,7F7F7F7F7F7F7F,94
      003E3E3E3E3E3E,95,00000000
      00FFFF,96,6060606060606,1
      28,FC828282FC888482
2240 DATA 129,7C82807C0202827C,1
      30,FE101010101010FE,131,808
      8080808080FE,132,FC828282F
      C80808,136,001C3E3E3E1C
2250 DATA 68,FFFFFFFFFFFFFFFF
2260 DATA 2,2,68,22,8,9,51,3,18,
      9,51,3,8,25,96,3,18,25,96,3
2270 DATA 1,1,68,32,24,1,68,32,7
      ,10,95,15,11,10,50,15,17,10
      ,95,15,21,10,50,15
2280 DATA 7,9,52,1,7,25,53,1,11,
      25,54,1,11,9,55,1,17,9,52,1
      ,17,25,53,1,21,25,54,1,21,9
      ,55,1
2290 DATA 4,6,64,1,9,11,40,1,9,1
      5,40,1,9,19,40,1,9,23,40,1,
      14,8,64,1
2300 DATA 19,6,91,1,19,11,91,1,1
      9,15,91,1,19,19,91,1,19,23,
      91,1
2310 DATA 4,29,93,1,9,29,93,1,14
      ,29,93,1,19,29,93,1
2320 REM DELAY
2330 FOR D=1 TO 100
2340 NEXT D
2350 RETURN
2360 REM LISTING FILE
2370 INPUT "DO YOU WANT A LISTING
      G? (Y/N) " :YNS
2380 IF YNS<>"Y" THEN 2440
2390 FLAG=1
2400 INPUT "DEVICE PARAMETERS:
      :PTS
      OPEN #1:PTS
      PRINT #1:PC,"CONTENTS"
      REG A,"REG B"
2430 GOTO 2450
2440 FLAG=0
  
```

```

2450 CALL CLEAR
2460 RETURN
2470 REM PRINT/NOPRINT
2480 IF FLAG=0 THEN 2500
2490 GOSUB 2520
2500 RETURN
2510 REM PRINT STATUS
2520 GOSUB 2580
2530 GOSUB 2620
2540 GOSUB 2710
2550 GOSUB 2750
2560 PRINT #1:PS,IS,AS,BS
2570 RETURN
2580 TEMP=P
2590 GOSUB 2800
2600 PS=PLS
2610 RETURN
2620 IF I=0 THEN 2640
2630 GOTO 2670
2640 ON R(P)+1 GOTO 2650,2670,26
      70,2670,2670,2650,2650,2650
      ,2670,2650,2650,2650,2650,2
      650,2650,2670
2650 IS="INVALID"
2660 GOTO 2700
2670 TEMP=R(P)
2680 GOSUB 2800
2690 IS=PLS
2700 RETURN
2710 TEMP=A
2720 GOSUB 2800
2730 AS=PLS
2740 RETURN
2750 TEMP=B
2760 GOSUB 2800
2770 BS=PLS
2780 RETURN
2790 REM NUMERIC-BINARY STRING
      CONVERSION
      PLS="
2800 FOR NN=3 TO 0 STEP -1
2820 SQ=2^NN
2830 IF TEMP>=SQ THEN 2860
2840 TEMPS="0"
2850 GOTO 2880
2860 TEMPS="1"
2870 TEMP=TEMP-SQ
2880 PLS=PLS&TEMPS
2890 NEXT NN
2900 RETURN
2910 REM END-OF-RUN PRINT
2920 IF FLAG=0 THEN 2940
2930 PRINT #1:TAB(10):"#####
      # END"
2940 RETURN
  
```


Listing 2

```

100 REM LISTING FILE: DISK TO
      PRINTER
110 INPUT "LISTING FILE NAME:
      :INS"
120 INPUT "PRINTER PARAMETERS:
      :OUTS"
130 OPEN #1:INS
140 OPEN #3:OUTS
150 IF EOF(1) THEN 190
160 INPUT #1:AS
170 PRINT #3:AS
180 GOTO 150
190 CLOSE #1
200 CLOSE #3
210 STOP
  
```

Sample Pico-program Listing

PC	CONTENTS	REG A	REG B
0000	0001	0000	0000
0001	0001	0000	0000
0010	0010	0000	0000
0011	1000	0000	0000
0100	0100	0000	0000
0101	0000	0000	0000
0110	1111	0000	0000
	*****RUNNING		
0000	0001	0000	0000
0010	0010	0001	0000
0011	1000	0001	0000
0100	0100	0001	0001
0000	0001	0001	0001
0010	0010	0001	0001



Once Upon A Tortoise Shell

by Roger Kirchner
Contributing Editor

I have never played a "real" adventure game, but I am sure that LOGO is the easiest language in which to write one. There is probably no way to prove this point, but I know that I would have not have the patience to write an adventure program in any other language. With LOGO it's fun.

Before beginning my own project, I reviewed an adventure game written in Apple LOGO to find out how adventure programs are played. My program was influenced by that version, but it displays more information at each stage and allows the player to give commands in sentences as well as in one or two words.

The adventure is simple but not trivial. I think it will be an enjoyable game which players can easily modify to add interesting new features. You can do this by changing the data in the INFO procedure. (INFO is described below.)

If you don't have LOGO yet, it is possible (though not easy) to play the game by studying the procedures. Whether you have LOGO or not, you can learn a lot about the list handling capability of LOGO by studying the procedures. Part of the joy of LOGO is implementing and understanding recursive procedures, and many of the procedures here use recursion.

The user should be warned that the procedures just fit in LOGO I's workspace and that they will not run *after* being run, saved, and reloaded. This is because when the program is run, the system creates lists which are saved as part of the workspace. When the workspace is reloaded, these lists are again constructed in memory, and there is then not enough space for the program to re-create them when it is run. Therefore you must type in the program and *immediately* save it. Each time you run the game you need to load this version. You can't, however, run the game, modify it, check your modification and then save it. To modify it, you have to load a version you *haven't* run, modify it and *immediately* save it. This is because of LOGO I's small workspace which can't be managed by erasing values of variables. (LOGO II, on the other hand, has a larger workspace that will permit you to modify, save and rerun this program.)

The Design

In designing any program you have two major tasks: 1) representing the informa-



Introduction

LOGO Times is an information resource for anyone interested in participating in the creation of their own personal language—one that will easily allow them to communicate with a computer in a totally new audiovisual realm of applied imagination, exploration, and self-discovery. The articles on these pages concern the use of the new TI LOGO language, but readers do not need any additional software or equipment (or even a computer) to understand and learn from the material presented here.

If readers want to actually experience a TI LOGO environment, they will need either a TI-99/4 or TI-99/4A computer, the Expansion Memory peripheral, and TI LOGO Command Cartridge. A disk drive, although convenient to have, is not required; a user's work may alternately be saved on cassette tape, printed out on the TI Thermal Printer, or hand copied into a notebook (for later re-keyboarding).

In each issue, one or more of the articles may reference or build upon the topics discussed in a previous article. It is therefore recommended that for maximum benefit and understanding, new readers obtain the appropriate back issues of *99'er Home Computer Magazine* containing *LOGO Times* articles.

NOTICE

LOGO Times is actively soliciting articles. Manuscripts should be typed double-spaced, and accompanied by a cassette tape or disk if containing any lengthy procedures or graphics.

Send all materials to:

LOGO Times Editorial Dept.
99'er Home Computer Magazine
1500 Valley River Dr., Suite 250
Eugene, OR 97401

All mail directed to the Letters-to-the-Editor column (*Letters on LOGO*) will be published in accordance with the conditions set forth on *99'er Home Computer Magazine's* Masthead page.

Our Contributing Editors

Henry Gorman, Jr.
Department of Psychology
Austin College
Box 1584
Sherman, TX 75090

Roger B. Kirchner
Department of Mathematics
Carleton College
Northfield, MN 55057

William M. Goodman
7 Vanier Drive, No. 502
Guelph, Ontario
Canada N1G 2L1

LOGO Times is a trademark of
Emerald Valley Publishing Co.

tion to be controlled, and 2) controlling the information. In designing an adventure program, these tasks are especially important. The various places and their relations to other places must be represented, as must be the various objects and the status of each object. Then the program must interpret input from the player and carry out instructions, all the while following the rules of the game.

The LOGO programmer has an enormous advantage over the BASIC programmer. With LOGO one can represent information with lists and manipulate information by recursion. One never has to fuss with array dimensions or subscripts. A Pascal programmer must master record and pointer types to duplicate what is possible in LOGO. Only with LOGO can one instantly try out new ideas.

Our main procedure is ADVENTURE, which has the following simple definition:

```
TO ADVENTURE
INIT
PLAY
END
```

Representing Information

We need to name places, passageways, and objects. Each needs a verbal description. Places might contain objects and have connections to other places. Passageways connect places and may have obstacles. Once we've decided upon relationships, we must work hard to represent them in an ordinary language; with the LOGO language, however, the task is very simple.

The idea is to let a place name such as FOREST be the name of a list whose members consist of three lists, one for each of the required kinds of information. We can define the procedures ITEMS, OPTS, and DESCRIPT, each of which takes a place name for input and returns the corresponding list of information.

The output of ITEMS will be a list of objects in the case of a place and a list of obstacles in the case of a passageway. Initially, for example, ITEMS "FOREST = [AX KNIFE].

The output of OPTS is a list of options corresponding to the possible directions—NORTH, EAST, SOUTH, WEST, UP, DOWN. The option is a place name if there is a place in that direction, a list containing the name of a passageway if there is a passageway in that direction, and the empty list if one can't go in that direction. For example, OPTS "FOREST = [BRIDGE CLEARING CLIFF CLIFF [] []]. This indicates that there is a bridge to the north, a clearing to the east, cliffs to the south and west, and that one can't go up or down from the forest.

The output of DESCRIPT is a list describing a place or passageway. For example, DESCRIPT "FOREST = [IN A FOREST].

The procedure INFO is used as a data file to store the names and values for places, passageways and objects. Each line of the procedure contains two kinds of information: the word to be defined and the contents of the list to be assigned to it. The procedure MAKEALL assigns values to the names. This scheme makes it possible to

modify the game by just changing INFO. (Using procedures to store data is a very powerful idea. The TEXT command in LOGO II can be used to convert a procedure into a list of lists which can then be manipulated.)

Controlling Information

The PLAY of the game consists of describing the state of affairs to the player, interpreting and carrying out instructions from the player, and stopping play when the adventure is over. The definition for PLAY is:

```
TO PLAY
DESCRIBE
INTERPRET RL
IF DONE? REPORT STOP
PLAY
END
```

DESCRIBE simply describes the player's location and inventory, the objects seen, and possible directions and destinations. The player is advised not to go in some directions or to some destinations.

INTERPRET accepts a list of words for input and attempts to understand it as an instruction. A command will be interpreted as a direction if the direction is the last word of the input. It will be interpreted as an action if the verb is the first word and the object is the last word of the input. If the procedure "can't understand," it waits for the player to enter another instruction.

GODIR moves the player in a given direction if the move is possible. The option is found using the procedure MATCH, which checks the input direction against the list of possible directions and outputs the corresponding item on the option list. If the option is a nonempty list (containing a passageway), the passageway is checked for obstacles. Obstacles must first be removed. For example, if a passageway is locked, it must first be unlocked.

If an action is indicated, a procedure whose name is the given action and whose input is the given object runs. For example, if KNIFE is seen in the forest and TAKE KNIFE is entered, then TAKE "KNIFE will be executed. This will cause KNIFE to be removed from ITEMS "FOREST and added to :INVENTORY.

You can substitute new action procedures in the game. Use the TAKE, DROP, LOCK, and UNLOCK procedures for models, and be sure to add their names to the VERB list in INIT. The adventure can be modified endlessly, your imagination being the only limit. But first, try playing the game as written.

Playing the Game

Begin your adventure by entering ADVENTURE. At any time you can review the possible directions and actions that can be taken by entering HELP. You can make your requests as descriptive as you like, but you must include the name of the direction if you want to go in a given direction, and the name and object of an action in order to carry out an action. Your goal is to bring home a golden chalice. Be careful, and Good Luck!

Continued on p. 71

LOGO STRUT

SHOWING OFF LOGO

by Henry Gorman, Jr.

Contributing Editor

In the age of *Munchman* and *TI Invaders*, people are not impressed by computer demonstrations that simply feature fancy graphics, string manipulations, or music. People expect these as a minimum in any demonstration. TI LOGO shows off its class not because it performs these tricks, but because it allows these effects naturally, in ways conducive to and consonant with logical thought. The best demonstrations of LOGO communicate this and display the equally important LOGO educational philosophy as well. In my experiences learning LOGO and later demonstrating LOGO to young children, teachers and the elderly, I have learned that there are generally more similarities between people than there are differences. I have also found that the differences within homogeneous groups are almost as large as those between dissimilar groups. For these reasons we can discuss LOGO demonstrations effectively without limiting our emphasis to a specific age group.

Teacher as Guide

A teacher introducing LOGO should work with a non-traditional model of the teaching-learning process. Traditionally, people think of teachers as possessing knowledge which they distribute in small doses when the students have demonstrated their readiness. In this model, students who show unusual promise in taking their doses of knowledge are invited further into the sacrosanct ceremonies, and some are eventually ordained into the priesthood of knowledge-dispensers. This model has much to recommend it: It is relatively inexpensive, it is easy to administer, it fits the naive view that learning ability is restricted to a small percentage of the population, and it is flattering to those responsible for education. Unfortunately, this model is terribly wasteful; many students fail to learn, and many more students learn only enough to get by.

LOGO fits a model of learning in which the student and the teacher are learning together; the major distinction between teacher and pupil is that the teacher has been learning longer than the pupil. It is much like a team of explorers which includes many without experience and a guide who has explored many territories. The territory is new for everyone on the team—guide and greenhorns alike. The guide is likely to encounter novel circumstances on the trip as well as many familiar features. When the guide recognizes significant terrain, he points these out to the explorers; a good guide also helps the other explorers learn to "read" the terrain so that they can survive and prosper without his constant supervision. In LOGO the teacher is truly learning along with the students—finding out new things about LOGO and seeing familiar things from different perspectives.

This exploration metaphor is more appropriate than the phrase "learning by discovery" because it avoids excess. I once saw a LOGO demonstration by a teacher who realized that the old hand-out teaching model was inappropriate, but who substituted an even worse guessing-game model in which the students had to discover *everything*. People do not need to learn by discovery that CLEARSCREEN is the command which erases the screen! In my very distant youth, I was told that the proper use of the verbs teach and learn was, "I learn because Mrs. X teaches," and not "Mrs. X learned me." In the exploration model, "Mrs. X learned me" is closer to what happens. This LOGO education philosophy can be employed separately from LOGO the programming language, but the language greatly increases the ease of implementing the philosophy.

Turtle Geometry

There is no obvious essential path of exploration through LOGO Land, but I typically begin teaching LOGO by introducing the turtle and turtle geometry. There are at least two good reasons for


starting here. First, it is easy to talk to students about conversing with a turtle and teaching a turtle to do something. Second, although Turtle Geometry is an incredibly rich territory for learning, students tend not to spend much time with the turtle if they begin with the much more exciting sprites.

Seymour Papert, in his numerous memos on LOGO and in *Mindstorms* (Basic Books, 1980), mentions a number of powerful ideas which people can learn from working with LOGO. Many of these are readily accessible in the microenvironment of the turtle. There is a reason why the concept of LOGO turtle is so important. Many adults have a fear of touching computers, almost as if an incorrect button-push would short out the U.S. power grid. (Children display this phobia much less often.) When people are introduced to computers by hearing that there is a turtle who can draw things for you, that the turtle is ignorant but willing to learn, and that you give the turtle instructions by typing them in through the keyboard—instructions such as TELL TURTLE or FORWARD 30—then they are not as intimidated. Too often, people have internalized the traditional learning model and assume that the computer is smart and the student is not. The turtle, on the other hand, is NOT smart; the human is smart!

Beyond putting the human in charge of the computer, a first exposure to the turtle can be the vehicle for learning the concept of *state*. The turtle has many different states: its *penstate* (PENUP, PENDOWN, PENREVERSE, PENERASE), its *pencolor* (any 1 of 16 individual colors or any combination of 16 colors), its *location* (as defined either by X and Y coordinates or by distance from a starting point), its *direction* or heading, and its *appearance* (shown or hidden). Each of these states is independent of every other state; adults often confuse heading with position because, I believe, so much of the adult world involves the combination of movement and direction change (e.g., driving). Never-


Continued

VOID **Introductory Offer (see below)
Written by Gregory Kean




You are caught in a deathly void. Jump over traps and monsters. Can you escape? Discover the secret of each level to descend to the next. 20 different levels.
Extended BASIC TI-99/4 (A) \$19.95
Joystick and keyboard version included

HEIST Written by Gregory Kean



Blow up walls, crack open safes, jump over the deathly ball of fire, avoid the wizard's tricks & traps to capture the staff of doom. Arcade-like action adventure game. 3 different magic filled screens. 9 skill levels.
Extended BASIC TI-99/4 (A) \$17.50
Joystick and keyboard version included.

SPRITE MAKER Written by John E. Brown



Draw sprites directly onto your computer screen! Our program allows full manipulation of up to 12 sprites. Special functions include: copy, reverse, modify, ROTATE, etc. Sets up files for each sprite. Disk version allows you to add the sprites to already existing programs. A must for programmers and people who like to draw.
Extended BASIC TI-99/4 (A) \$17.50

**INTRODUCTORY OFFER—Buy VOID at our regular price and get HEIST for only \$9.95 (Offer ends 3/31/84)

Please send:	Tape	Disk	Quan.	Amt.
<input type="checkbox"/> VOID				\$19.95
<input type="checkbox"/> HEIST (Intro. offer)				\$9.95
<input type="checkbox"/> SPRITE MAKER				\$17.50
Postage and handling				\$1.50
Total enclosed				

Name _____
Address _____
City _____ State _____ Zip _____

Kean Computing
Inc.
Box 571, Kingston, N.J. 08528-0571
Tel: 201-329-2438

theless, the states are independent and separable.

As people tire of the limited number of commands that turtles know and become equally bored with typing, I introduce them to new programming methods. One technique uses a teaching device in which the programmer, as teacher, must tell the turtle how to do a lesson by giving the turtle specific instructions after the programmer has indicated that it should learn the lesson—that is, after catching the turtle's attention by starting off with TO and the lesson name. Sometimes I am asked if the turtle can draw curves or circles. Such questions lead to handy demonstrations of what Papert calls "syntonic learning," or learning which taps into the world knowledge of the learner by having the questioner pretend to be a turtle and talk out loud about what she does as she walks a circle. Then a program can be written to duplicate these actions—forward a little bit, right a little bit, and then redo it all again:

```
TO CIRCLE :SIZE :TURN
FORWARD :SIZE
RIGHT :TURN
CIRCLE :SIZE :TURN
END
```

This program introduces the concept of variable inputs without making a major issue of it. For some, however, it can be too great a step, so I occasionally start off with circle programs with fixed values for SIZE and TURN. Later I complain of the excessive amount of typing needed to change values as a lead into variable inputs. When learners try out the program—using, for example, the procedure CIRCLE 5 5—it makes a circle too big for the screen, and the turtle wraps around the top. Then I ask if it is possible to make a smaller circle with smaller numbers so that the circle would fit on the screen. We try CIRCLE 3 3 but produce a circle of the same size! As people scratch their heads in wonder, I suggest that if we cannot make a smaller circle, why not try to make a giant circle, and I type CIRCLE 90 90. Most people are amazed when this produces a square since they have just seen that this is a circle program. Of course you realize that CIRCLE is just another polygon program since there are no such things as circles, just polygons which approximate them. The surprise caused by a discrepancy between expectation and reality is, in the Piagetian view of learning, a necessary precursor to learning. The turtle is good at demonstrating procedures which are state-transparent (i.e., series of instructions which return the turtle to its initial states). It is then possible to introduce the use of programs as building blocks for larger programs. In this way, structured, procedural thinking flows naturally from the ways the turtle leads people to think of projects (or problems or programming ideas) to the design of computer programs. For example, we can split a turtle program that draws a house into one program which draws a roof and another which makes the body of the house. We might also divide a program to

draw a face into building blocks which each draw an eye (used twice), an ear (used twice), a mouth, an outline, and hair.

Sprites and Shapes

Although a person could spend a lifetime exploring turtle geometry, there is much more to LOGO which should be shown in a representative demonstration. Sprites are easily the most visually impressive feature of TI LOGO. I introduce sprites as electronic entities living just below the middle of the monitor which have no shape, no color, and are, in fact, quite invisible. The 32 sprites can be differentiated only by their numbers; each sprite knows what its number is. One talks to sprites much as one talks to the turtle, with a TELL SPRITE 0 or simply a TELL 0. I point out that in order to see a sprite, you have to give him a color (SETCOLOR), then move him into view (HOME or a FORWARD 50), and give him a shape to carry (CARRY :TRUCK). Then I explain that sprites can do everything the turtle can (except those things involving the pen) as well as move with SETSPEED.

If time permits, I demonstrate how to animate with sprites before showing a "burst" program using all sprites. A good quick-and-dirty sprite animation is the bird flapping program from the TI LOGO manual. This, of course, involves a quick discussion of which shapes are built-ins and how to make shapes which are not. Talking to all the sprites with each command can produce pretty results without any programming. For example:

```
TELL :ALL
HOME
SETHEADING :NORTH
CARRY :BALL
EACH [SETHEADING YOURNUMBER
SETCOLOR YOURNUMBER]
is a nice demonstration of sprites and of Ohm's law of periodic motion. Even better at demonstrating all sprites in action is
TO BURST1
SETUP
CYCLE
END
TO SETUP
TELL :ALL
CARRY :BALL
EACH [SETHEADING YOURNUMBER
SETCOLOR YOURNUMBER]
SETSPEED 0
HOME
END
TO CYCLE
FORWARD 50
WAIT 50
HOME
END
```

which leads to a variation if, in SETUP, the line SETSPEED 40 is added and the FORWARD 50 line in CYCLE is deleted. Then this change invites still another variation on the theme, with replacement of HOME in CYCLE by RIGHT 180. But wait! What happens when you try other angles in CYCLE, such as RIGHT 90 or RIGHT 60?

Words, Tiles and Operations

Much too often people are introduced

FIRST ADE™ FOR YOUR 99/4A!

COMPLETE 8 BIT DATA ACQUISITION AND CONTROL



APPLICATIONS SOFTWARE CONTROL CARD

FIRST ADE™ FEATURES —

- ▶ 8 ANALOG INPUT CHANNELS
 - ▶ 8 DIGITAL INPUT CHANNELS
 - ▶ 8 DIGITAL OUTPUT CHANNELS
 - ▶ REAL TIME CLOCK W/BATTERY
 - ▶ 3 MONTH WARRANTY
- REQUIRES 32K & EXT. BASIC

FIRST ADE™ VERSION 1.1

DISK BASED/MENU DRIVEN
LOGIC FUNCTIONS
PROGRAMMABLE SETPOINTS

COMPUTER CONTROL:

- ▶ ENVIRONMENT
- ▶ SPRINKLER SYSTEMS
- ▶ POOL/SPA
- ▶ GREENHOUSE
- ▶ SOLAR SYSTEMS
- ▶ ANYTHING!!

A/D ELECTRONICS
Box 26357
Sacramento, California
95826 (916) 363-8331

INTRODUCTORY OFFER!

\$199.95 ▲ CONTROL CARD & FIRST ADE 1.1

79.95 ▲ FIRST ADE INTERFACE

19.95 ▲ TEMPERATURE PROBE

CHECK / M.O. / C.O.D. 3% SHIPPING/CA + 6%



to turtle geometry and sprites and then walk away thinking that LOGO is a keen graphics language but ignoring the power of LOGO as a list-processing language. I was guilty of this serious oversight for several years. Papert makes a useful suggestion about how to introduce a group to lists and their operation: First talk about the game in which one kid says, "Say your name" and the other kid dutifully replies with a hearty "your name." Then compare that way of posing the question with "What are you called?" This, he says, illustrates the same distinction LOGO makes between the name of something—designated with double quotes (")—and the value of something, which is designated with a colon (:). Then he has the group play computer in a MEMBEROF game. Each person in the group pretends to be a part of LOGO and behaves as LOGO does when given a MEMBEROF program. (MEMBEROF outputs "TRUE or "YES if a word is found in a list and "FALSE or "NO if it is not.) Each person must obey the workrules which forbid working past a STOP, END or ANSWER or doing a second program. The game begins with Papert writing out:

```
TO MEMBEROF :WORD :LIST
IF :WORD = FIRST :LIST ANSWER
"TRUE
IF :LIST IS EMPTY ANSWER "FALSE
ANSWER MEMBEROF :WORD BUTFIRST
:LIST END
```

Then he pretends to type into the first member of the group: MEMBEROF "DOG [CAT MOUSE HOUSE COW DOG] and

"walks" each of the group through his "job" in doing MEMBEROF.


If there is enough time, then I use an EXPONENT program to show recursion. Almost everyone knows—without doing mental arithmetic—the squares of 1 through 12, and computer buffs know most of the powers of 2. It is a rare person, however, who knows 3 raised to the 4th power. When I pose 3 to the 4th as a problem for my audience and the computer, I point out that the way most people solve the problem is to set it aside and find 3 cubed. If they don't know this, then they temporarily set it aside while they search their memories for 3 squared—then they take that answer, 9, multiply it by 3, and take that answer, 27, and multiply it by 3 and say, "Oh, 3 to the fourth is 81." LOGO does the same with:

```
TO POWER :BASE :EXPONENT
IF :BASE = 0 OUTPUT 0
IF :EXPONENT = 0 OUTPUT 1
OUTPUT :BASE * (POWER :BASE
:EXPONENT - 1 END
```

A nice closing act is to tell people that with LOGO you have complete control over the computer, including being able to change the way all of the symbols (including the blank, screen-forming symbol 32) appear with Make Character (MC).

In a later article I'll talk about demonstrating music and about differences between youngsters and adults in learning LOGO, and follow up with some techniques for "learning" people LOGO.

**DON'T LET ANYONE
GIVE YOU A
BUM STEER**



**When It Comes
To Selling Your Software...
We Pay Top Dollar
For Quality
Entertainment & Educational
Assembly Language
or Pascal Programs**

Contact:

Acquisitions Manager

99'er-WARE

1500 Valley River Drive, Suite 250

Eugene OR 97401



Group Grapevine: News of TI Users Groups from Around the World.

You've put up notices on bulletin boards, asked your members to spread the word, you've even written to *Group Grapevine*, but your group is still not growing like some of those you read about (see the TI-Gebruikersgroep below). You know there must be all kinds of new TI-owners in town who are dying for some user-friendly assistance. . . and you could use some assistance yourself in putting together the now semi-annual newsletter.

Well, it might finally be time to start looking for a bigger hall—TI has offered to help. They will pay up to \$200 to help you to advertise your group's meeting time and place. How about a big splashy ad for your next *TI-Condor-Ogres* meeting in this Sunday's *Ticonderoga Gazette*? To take advantage of this once-only offer (which is replacing TI's meeting notice mailout program), write to the **Users Group Coordinator**, P.O. Box 10508 MS 5890, Lubbock, TX 79408.

Word has just blown in from the Windy City that the TI users group there is holding the **Chicago TI Computer Software Fair** on November 12 at the Triton College Center, in the Fireside Lounge. Among the TIPs attending will be *99'er HCM's* own Gary Kaplan who will be speaking on (and demonstrating) some exciting new Home Computer developments. For more information, contact Howard Rosenberg, at 9395 N. Hamlin, Des Plaines, IL 60016.

If Bloomington is anywhere close to Chicago, the members of the **Mid Illinois Computer Resource Organization (MICRO)** might consider car-pooling over to the fair. If you want to help pay gas (or just attend the monthly Bloomington meetings), contact Jerry Walker c/o MICRO, P.O. Box 766, Bloomington, IL 61701.

While we're in the midwest, the president of "South Bend's first TI users group," the **Center Computer Organization**, (P.O. Box 6031, South Bend, Indiana 46660) writes that his group of 11- to 17-year-olds is putting out a call to all TI-oriented teen-agers in the South Bend area. Sorry if you happen to be a South Bender pushing 20. Maybe some spry 22-year-old could start a group for the oldsters.

The TI-users group in Holland will probably not need to take up TI's free advertising offer. The **TI-Gebruikersgroep** writes that their group now numbers 1000 members! (Is it possible that their English interpreter added something in the translation?) These folks are interested in exchanging information/newsletters (their English was actually quite good) with other TI-users. For some international correspondence, write to J.F.v.d. Schaar (Fred, to his friends) at Tulpstraat 11, 1815 XE Alkmaar, The Netherlands. And for international exposure, send your group news and newsletters to the **Users Group Editor**, *99'er Home Computer Magazine*, 1500 Valley River Drive, Suite 250, Eugene, OR 97401.

Letters . . . from p. 7

in its definition is caused by the way ASCII enumerates characters.

In line 130 one can replace (M and 12)/4 by INT(M/4), and (M AND 3) by M-4*INT(M/4), but I left them like they are to emphasize that we are operating on pixels.

The program will also accept as input (and will double in size) a character you have redefined or newly defined. In particular you can feed it a part of a just-magnified character. If you store the results and repeat the process, you can magnify your character 4, 16, 32, . . . times, until screen and memory will not hold it.

Michael Jaegermann
College Station, TX

That's a very interesting program, Michael, and no doubt our graphics-oriented readers will find it very useful. With suitable modifications, it could be incorporated as a program segment in a longer program. With other modifications, it could SAVE the characters and their original as well as their magnified definitions—a handy tool for program development.

Hex-Bus Wizardry

Dear Sir,

I was very interested in the article in the March, 1983 magazine which discusses the Hex-bus and the 4/A connection. You had mentioned the fact that the 99/4A will accept the new 99/2 peripherals. As in your February, 1983, article about the Winter Electronics Show, you discussed Hex-bus. I am primarily interested in the ability to use the Wafertape drive.

What excites me about the new Wafertape is that your February, 1983 article indicated it could store up to 48K, access programs by file names and access at faster speeds than cassette. The cost of building a 48K system using the console, expansion box, extended basic module, disk drives and disk controller is prohibitive for many home users.

The Hex-bus and Wafertape make memory expansion and large, rapid storage finally accessible at a competitive price for the home users. I believe this new medium of storage, which could make the 99/4A the most competitive home computer on the market, deserves much more attention in your magazine than has appeared to date.

I am particularly concerned about whether I can use a 32K memory expansion that plugs in the right side port, and plug in the Hex-bus adaptor at the same time. I am also concerned about how the SAVE command works with the wafertape, and whether the Hex-bus adaptor permits chaining non-Hex peripherals such as the RS232 communication box.

Anthony B. Pennington
Springfield, OH

The articles in our Portable Computing section for August and September contain information on the Hex-bus system and the Wafertape drives. You should find some of the information you're looking for there.

It is, of course, impossible for us to check out all the possible combinations of devices from all the manufacturers in conjunction with the Hex-bus Interface. We have tried it out with a 32K memory expansion system plugged into the ex-

pansion port and the Hex-bus Interface plugged into the memory expansion device. In that configuration, the 99/4A accessed the expansion memory as well as the Wafertape drive. We'll be looking at these peripherals again in the future, and we should be able to give you more information then.

Getting Sprites Right

Dear Sir:

I feel pretty confident using all the commands both TI BASIC and Extended have to offer, but there is one command that is still hard for me to get a hold on. That is CALL SPRITE. When using this with a CALL CHAR statement, I understand that it can define up to four characters per sprite, which would total 64 hexadecimal inputs in the one CHAR statement for that sprite. What I don't understand is how to position those characters within the statement to arrive at a proper looking sprite once the program runs. Normally, with a standard CHAR using four characters in regular BASIC, I could put them in order without difficulty. But when defining a sprite of that size, something happens to my programming. Can you enlighten me on my SPRITELY problem?


James V. Lamb
Monterey Bay, CA

After you define a sprite, you use a character-value in the CALL SPRITE statement. If you use CALL MAGNIFY(3) or CALL MAGNIFY(4) after that, the SPRITE sub-program looks first of all at the character value in the definition for a sprite. If that value is not evenly divisible by four it uses the next lower value evenly divisible by four as the starting point for sprite definition. It then makes the first character the upper left quarter of the sprite, the second character the lower left quarter, the third character the upper right quarter and the fourth character the lower right quarter. For instance, consider the following program segment:

```
100 CALL CHAR(96,"0")
110 CALL CHAR(97,"FFFFFFFFFFFFFFFF
    FFFFFFFFFFFFFFFFFFFFFFFFFF
    FFFFFFFFFFFFFFFFFF")
120 FOR I = 1 TO 200
130 CALL SPRITE(#2,97,2,88,120)
140 NEXT I
150 FOR I = 1 TO 200
160 CALL MAGNIFY(3)
170 NEXT I
```

Line 130 puts a sprite, defined as a solid black rectangle, in the center of the screen. But instead of getting a solid black rectangle in the center of the screen after line 160, you will get a reverse L-shaped figure. The upper left square will be transparent—or the screen color—because the SPRITE won't accept 97 as the beginning character of a magnified sprite definition. Character 96 is the next lower character divisible by four, so it begins there.

Maybe this will help you figure out your sprite and character definition problems, James. The sections in the Extended BASIC manual on the CHARACTER, MAGNIFY and SPRITE sub-programs also give the necessary technical information more extensive treatment.



Our **Success Formula** (Sept, 1983 p.48) wasn't quite successful and several sharp-eyed readers noticed that line 2920 should read RESTORE 5830. The problem occurred when the program was resequenced by the com-

puter. **Lost Ruins** enthusiasts, please bear with us and change line 1585 to read IF R1 < 2 THEN 860 which should "lose" the BAD VALUE message which has been ruining that program for you. There is an addendum to the **LOGO Mosaic Designs** program in the July, 1983 issue (p. 68): Put procedure SCOLOR in as line 1 in DES. Also look for some figures that may help you create your own mosaic tiles in an upcoming Debugs.

WE CHALLENGE YOU TO COMPARE —

☞ Try To Find Any Other Home Computer That Gives You More For Your Money Than Texas Instruments . . .

. . . Or Any Other Magazine


That Helps You Benefit More From a Home Computer Than



☞ **There Are None!**

THAT'S WHY THE EXPERTS SAY:

Once You Compare — There's No Comparison™



SATISFACTION GUARANTEED

Or the Unfilled Portion of Your Subscription Will Be Refunded

YES—Please sign me up as a subscriber. Enclosed is payment or credit card billing information.

Term	U.S.A.	Canada & Mexico	Foreign Surface	Foreign Air
1-yr (12 issues)	<input type="checkbox"/> \$25	<input type="checkbox"/> \$32	<input type="checkbox"/> \$43	Inquire
2-yr (24 issues)	<input type="checkbox"/> \$45	<input type="checkbox"/> \$52		
3-yr (36 issues)	<input type="checkbox"/> \$63	<input type="checkbox"/> \$70	Sample Issue	<input type="checkbox"/> \$3.95

Check or Money Order enclosed
(MUST BE IN U.S. FUNDS DRAWN ON U.S. BANK)

Name _____ **PLEASE**

Address _____ **PRINT**

City _____ State _____ Zip _____

Bill my: VISA MasterCard

▶ Expiration Date _____

Signature _____

Charge Card Number:

--	--	--	--	--	--	--	--	--	--	--	--	--	--	--	--	--	--	--	--

Please Mail Your Order To: ▶ 99'er Home Computer Magazine
P. O. Box 5537
Eugene, OR 97405

MasterCard or VISA phone orders call:
TOLL-FREE 1-800-828-2212 WEST COAST TIME
Subscription Ordering Service M-F 7:00 AM - 5:00 PM, Sat 8:00 AM - 4:00 PM
In Oregon, Alaska, Hawaii Tel. (503) 485-8796

Finding the best deal in a Home Computer isn't the whole story. You also need a timely information resource to help you get the maximum value out of your purchase. And that's where *99'er Home Computer Magazine* fits in . . .

As the **ONLY** magazine exclusively for the Texas Instruments brand of home, personal, and portable computers—including the versatile 16-bit TI-99/4A Home Computer, and the battery-powered Compact Computer series—*99'er Home Computer Magazine* is a **MUST** for all current users interested in entertainment, education, business, professional, and home applications. Also, it is an essential evaluation resource for those who want to know more about the friendly, value-packed TI computers in order to make intelligent purchase decisions in the future . . .

A Unique Combination of Resources

As a bonus, *99'er Home Computer Magazine* contains several special-interest supplements—*LOGO Times*, a journey of applied imagination, exploration, and self-discovery in the TI LOGO language environment; *Computer Gaming*, a treasure-trove of fun, excitement, and strategy; *Portable Computing*, an applications compendium for transportable computing power; and *PLATO's Progress*, a valuable users guide to an extensive computer-assisted learning library.

A Multi-Level Teacher, News Medium, & Buyer's Guide With Lots of FREE Software

Each BIG monthly issue of *99'er Home Computer Magazine* contains tutorials and applications for beginners, tips and "How-To" articles for intermediate-level users, advanced programming techniques that keep the pros coming back for more, as well as *half a dozen (!)* ready-to-run computer programs for EVERYONE. Additionally, there are photos and news items from shows where TI exhibits its products; advertisements from the leading producers and vendors of TI and TI-compatible software, hardware, and accessories; plus in-depth descriptions and reviews of the latest products and books—timely information to keep readers well informed and help them make wise purchase decisions.



... From The People Who Know The Home Computer Best


Back Issues of



are Still Available . . .

but quantities are limited

so **ORDER TODAY!**



ISSUE #1
ISSUE #2

ISSUE #3
ISSUE #4

ISSUE #5

Each Only **\$3.95** postpaid

ISSUE #6 (Partial Contents)

• How to Produce Sound Effects • Debugging a Game Program • How to Start a Users' Group • Verbose: A Speech Vocabulary Expansion Aid • Color Mapping • Dynamic Manipulation of Screen Character Graphics • The Beginner's Guide to Cassette Operation With the Home Computer • Pre-School Block Letters and Data Compaction • Picking the Ponies in TI BASIC • Battle Star Space Game • 3-D Animation on the Home Computer • Programming Tips • Who is LOGO For? • Tower of Hanoi in TI LOGO • A Review of the TI Lesson-Development Software • An Interview with a Game Designer • Learning Assembly Language with a Magic Crayon • and much, much more.

NOVEMBER 1982 (Partial Contents)

• Chatting with Your Micro: Languages for the Home Computer • A Review of the Smith Corona TP-1 Daisy Wheel Printer • The Micro Jaws Arcade Game • A Knight's Tour in TI BASIC • LOGO Has Style • ASPIC: A Language for Children • A p-System Beginners' Tutorial • An Interview with a p-System Pioneer • A Mini-Memory Screen Dump to the Home Computer Printer • Up Scope!—An exciting Undersea Combat Game • Strategy for Munch Man • A Brief Encounter with a TI Hand-Held Computer • 99'er Shopping Bus • A Pocket Battleship • Sub-Programs in Extended BASIC • Arcade & Adventure Game Reviews • and much, much more.

DECEMBER 1982 (Partial Contents)

• Tex-Scribe: A Text Editor for the Home Computer • A Christmas Computer Carol • Managing a Mailing List the Futura Way • Parsec: The Arcade Game • Plotting With the Home Computer—Pixel by Pixel • Preventing the Situation—Oh No! Memory Full • A Colorful Tour of TI-Fest: The Home Computer Show • Santa's Workshop: The Making of a Home Computer • The Turtle Arcade: Movies & Video Games in LOGO • Controlling a BASIC Termite • The 99'er Gold Rush—An Arcade/Adventure in the Home • 99'er Digest of News & Happenings in the TI World • Plus Games, Reviews, and much, much more.

JANUARY 1983 (Partial Contents)

• Computer Assisted Instruction for the Handicapped • p-System Basics • Debugging in LOGO • The Dow-4 Gazelle Flight Simulator • Note Whiz and Pitch Master Musical Game Reviews • Learning With the PLATO Computer Library • Strategies for Adventure Gaming • Death Drones • Using the Line-By-Line Assembler • Close Encounters of the Simon Kind • Electrical Engineering Education Program • Interview With an Arcade Game Designer • TI Invaders • Programming With Pascal • Cyber-Dice • News and Happenings in the Home Computer World • Arcade Game Reviews • The Thief Adventure Game • Programming Tips • and much, much more.

FEBRUARY 1983 (Partial Contents)

• Texas Instruments at the Winter Consumer Electronics Show • Home Computer Printers on Review • How to Create Math Daisies in LOGO • Vectors in LOGO • ASPIC: A Language for Teachers • The Joys of Adventuring—Part 2 • Programming Pointers with Chuck-A-Luck—Part 4 • Interview With the Voice of Parsec • Why You Need a Printer for Your Home Computer • Lifeline to Titan Space Game • Night Blockade Battleship Game • Tower of Hanoi Pocket Program • Computer Gaming Software Reviews • News of Late Developments in the World of Home Computers • and much, much more.

MARCH 1983 (Partial Contents)

• An Introduction to the TI-99/2 Basic Computer • The Hex-bus and the 4/A Connection • Making Your Own Say and Spell Game • Disabled Children Learn and Grow • Super Cataloger—A Review of a Disk Library Utility Program • TI's New CC-40 Compact Computer • Robots and Their Social Impact • Twenty Questions With Robot Redford • The Gravity of LOGO • Joystick Jockey—An Overview of Remote Controllers • Parsec Strategy • Converting Extended BASIC to Assembly Language • Matrix Muncher • Mini Memory Disassembler Utility • Pulling the Shade on Sprites • Letters on LOGO • Tiny Tutorials • Games programs, reviews, and much, much more.

APRIL 1983 (Partial Contents)

• Computer Assisted Savings Planning to Build Your Nest Egg • Tex-Cipher Writes and Decodes Secret Messages • Crossbytes—Computer Vocabulary Crossword Puzzle • Cutting Corners On Your Food Budget Using Coupons • Introducing Financial Planning with Multiplan • The Design Philosophy of the Compact Computer • LOGO Takes On the Popular Fifteen Puzzle • Super Language—Programming Sprites in Mini Memory • Colorful Word World—Reading Readiness for Pre-schoolers • Gameware Buffet's A-Maze-ing Boa Alley Game • Giant and Dwarfs Entrapment Game • Game Reviews • Programming Tips • Money Saving Hints • and much, much more.

MAY 1983 (Partial Contents)

• A Consumer's Guide to Word Processing • Word Processing Market Basket • A Generalized Filing Program for VIPs • The Multiplan Medium Balances Your Checkbook and Budget • Activity Accountant Helps School Secretaries with Extracurricular Activities • Maximizing Your Mini Memory's 4K of RAM • Exploring Enhanced BASIC on the Compact Computer • The LOGO Tortoise Debates the BASIC Hare • A Pocket Program to Organize Data with Linked Lists • Mentally Handicapped Learners Team Up with the TI-99/4A • The Wonders of Diskette Storage • Beeline—a Multi-Screen Strategy Game • Lost Ruins—an Archeological Dig Game • 3-D Illusions with Sprites in Depth • Game reviews, Group Grapevine, and much, much more.

JUNE 1983 (Partial Contents)

• Children and Computers Make the 99/4H Connection • Tune Your Guitar with Our TI Tuning Fork • Talk to Your Computer—Voice Technology Is Here • Gameware Buffet's Eat or Be Eaten Aardvark Game • Protect Your Station in the Space Zapper Game • What Multiplan Can and Can't Do • Understanding Inputs and Outputs in Drive For Diskettes—Part 2 • Calculate Loan Schedules on the CC-40 • Go on a LOGO Vacation • Letters on LOGO • A Review of Upper Room Software's Programs for Special Learners • Construct an RS232/Joystick Interface • Group Grapevine • Shopping Bus • A Natural Language Interface for the Professional • Game Reviews • and much, much more.

JULY 1983 (Partial Contents)

• The Evolution of Home Computer Graphics Comes Alive in Graphics Grows Up • Five Data Organizers in Never Out of Sorts • TI & 99'er at the Consumer Electronics Show • WarGames: The Movie and the Book • Editing with Multiplan • The LOGO Logician Presents To Model Is to Learn • LOGO Mosaic Designs Fill the Screen • Your Speech Synthesizer as a Spelling and Foreign Language Teacher • Software for Your Low-cost Printer Port • Gameware Buffet's Treasure Island and the Colorful Switch-A-Row • A Book Review of Learn BASIC for CC-40 Users • 3-D Animation with the TMS 9918A Video Chip • Games Reviews • Group Grapevine • and much, much more.

AUGUST, 1983 (Partial Contents)

• The Home Computer Goes To Work • Bit One, Purl Two at the Fashion Factory • Better Business Bar Graphs in Graphic Persuasion • An Ensemble of Assemblers • Cashflow Helps Money Management • Keystrokes for Thrifty Folks—a Review of Typewriter • Game Reviews of Cavern Quest and Starprobe '99 • Counting Fun for Preschoolers • Peripheral Vision 99 • Mean Machines and Small Potatoes • Multiplan Medium Groups Cells into Rectangles • Turtle Text, a LOGO Word Processor • Group Grapevine • Hello, Little Brother—CC-40 Speaks to 99/4A • Plato's Progress Looks at Student Assessment • Pocket Sunrise • Public Investigator • Gameware Buffet's Jungle Jim, Success Formula, and much, much more!

SEPTEMBER, 1983 (Partial Contents)

• Adding on to Your Home Computer • 99'er Directory of Commercially Available Software, Accessories and Peripherals • Peripheral Vision 99 Hardware Reviews • Pocket Sunrise, Part Two in Extended BASIC • Byte Lightning—Mini Memory Plays a Game • TI-WRITER Tutorial • LOGO's Functions, Sets and Turtles • The CC-40 and 99/4A Take the Data, and RUN • PLATO's Progress Looks at Geometry Courseware and the Shape of Things to Come • Gameware Buffet's Challenge of Camelot and The Fly • Game Reviews of Nit Wit and Crime and Punishment • Group Grapevine • 99'er Hall of Fame • 99'er Digest Update on New Products, and much, much more!

NEW PRODUCTS AND SERVICES




Send all Press Releases to:

99'er Shopping Bus
Attn: New Products Editor
1500 Valley River Dr., Suite 250
Eugene, OR 97401



SWITCHABLE JOYSTICK

The Prostick 2002,™ a replacement joystick for the TI-99/4 and 99/4A Home Computers, is now available from Newport Controls. The 4-way/8-way Switchable Gateplate™ will lock-out the diagonal joystick directions for playing arcade games with only vertical and horizontal movement. In addition, the Prostick 2002 comes equipped with two "soft-touch" firing buttons set in the top end of the base to allow either right- or left-handed play. It is backed by a full five-year warranty and has a suggested retail price of \$29.95. For more information contact Newport Controls, a Division of Cal-Tron Corporation, 15425 Los Gatos Blvd., Los Gatos, CA 95030.



ELECTRONIC DISTRIBUTION AND PROGRAMMABLE CARTRIDGES

Romox,™ Inc. has announced the forthcoming availability of Edge Connector Programmable Cartridges. ECPCs can be erased and reprogrammed, and are compatible with the new in-store Romox Programming Terminals. A "personality module" will be available for TI-99/4A formats. Romox's Programming Terminals will be leased by retailers for their customers' use in selecting and "manufacturing" their own game cartridges or reprogramming their ECPCs. In addition, Romox has converted three of its game cartridges for use on the TI-99/4A computer. *Ant Eater*™ is a two-player game of ant hill survival with increasing levels of difficulty. *Hen-Pecked*™ is another two-player game, with an emphasis on high-resolution graphics. *Princess and Frog*™ is based on the old fairy tale of transformation. All three cartridges are immediately available for the TI-99/4A with a suggested retail price of \$39.95 each. Also for the 99/4A Romox offers *TYPO*™ for improving touch typing speed and *Whiz Kid*™, an educational game of words or mathematical equations with an ice-hockey scenario. They each carry a suggested retail price of \$39.95. For more information contact Romox, Inc., 501 Vandell Way, Campbell, CA 95008, (408)374-7200.




BYTE BAT

MicroTie Corporation has announced the Byte Bat, "the first non-serious computer accessory for the serious computer user." The foam rubber baseball bat, 17" long, will give users a "harmless but satisfying way in which to 'strike back' at computers." The device is compatible with all computers, making it the first universally compatible foamware. Each red, white, and blue Byte Bat box contains a User's Manual, Byte Bat User Button, poster illustrating its use, and a warning decal—"This computer-friendly liveware is protected by Byte Bat." Byte Bats carry a suggested retail price of \$9.95 at computer dealers, or can be ordered for \$12.50 ppd. by calling (800) 227-3900, in CA (800) 632-2122.

NEW PRODUCTS FROM LEADING EDGE


Leading Edge has introduced "The Trunk," with an alphabetized library index, for storing and carrying floppy disks. Models of the Trunk are offered for 5 1/4"- and 8"-floppy disks, and a cassette-and-game file is offered as well. The Trunk is made of molded plastic with a one-piece hinged lid. Leading Edge has also announced the CX 4800, a four-color printer/plotter that uses four aqueous ball-point pens (black, red, blue, and green), and changes them under command of the user's computer. The plot can cover an effective area of up to 7.6" x 8" at 120mm or 4.8" per second. As a printer the CX 4800 has a speed of 8 cps, with 167 key characters the size of typewriter pica available, including graphic symbols and foreign alphabets. Printing and plotting can be intermixed on the same page, using 9.5" width x U.S. standard 11" or European standard DIN A4 length paper. The printer/plotter has a suggested retail price of \$695.00. For more information contact Leading Edge Products, Inc., 225 Turnpike Street, Canton, MA 02021, or call toll-free (800) 343-6833, in MA collect (617) 828-8150.



GENETIC SUPER-COMPUTER GAME

TImagination has announced the release of *PSYBORG*, "the ultimate sci-fi adventure" for the TI-99/4A computer. *PSYBORG* consists of three programs on cassette tape and requires joysticks to run. Animated color graphics and sound effects are featured. *PSYBORG* is a genetic super-computer gone out of control. The player must search for and then outwit and disable the computer. *PSYBORG* carries a suggested retail price of \$29.95 ppd. from TImagination, Inc., Box 2805, Fairfield, CA 94533.

August's Choice



The winner of the August, 1983, B.A.R.C. Back competition will be announced in the November, 1983 issue of 99'er Home Computer Magazine.

PRINTING

FOR YOUR TI-99/4A

- PROGRAM LISTINGS
- WORD PROCESSING
- GRAPHICS

SATISFACTION
GUARANTEED
QUICK SERVICE

INTRODUCTORY PRICE PER
DISK, CASSETTE OR 16K

\$5.00

MICROS' INK
P.O. BOX 3725
ALLIANCE, OH 44601

BeeJay FUNWARE

P.O. Box 27643
Denver, CO 80227

BLACKJACK!!

LAS VEGAS STYLE BLACKJACK for one or two players against the dealer

- Super graphics!
- One-keystroke commands!
- True-to-life ACTION!

Novice and expert alike become excited and absorbed while playing BeeJay's Blackjack!

Cassette \$16.95
Diskette \$18.95

CALENDAR

You know your birth date - what day of the week was it? This program computes and displays a calendar for any month of any year ranging billions of years into the past and future. Build and maintain personal files of special dates with its built-in editor. Keep appointment logs and permanent histories. Or, sit down at the keyboard and simply roam through time!

Cassette \$19.95
Diskette \$21.95

Available with your choice of built-in holidays - U.S., Canadian, or none.

Requires Extended BASIC

SPECIAL!!!

Through December 31, 1983 order both programs on the same cassette or diskette for only \$29.95!

Diskettes include a handy loader program. Programs will be furnished on cassette if no medium is specified. Please include \$1.50 Shipping & Handling on all orders. Colorado residents please add 4.5% sales tax.


Number Nibbler Explanation of the Program

Line Nos.	Explanation
100-140	Program header.
150-160	Initialize values and characters.
190-210	Title screen and pick options.
220-250	Initialize and select sounds and colors.
260	Initialize and create jelly beans.
270-300	Randomly select problem and establish spacing on the screen.
310-330	Pick colors and figures to display.
340-400	Counting display, response to input, and go to nibble routine.
410	Reset colors and start next sequence.
420	End program
430-450	Establish characters for add and subtract routines.
460-600	Addition and subtraction routines.
610	Say addition fact and play tune.
620-780	Nibbler display for counting routine.
790-840	Display objects for counting.
850-880	Play "Sesame Tune."
890	Display counting.
900	Make box for counting.
910-950	Display equation boxes.
960-1040	Set data pointer for selected figure.
1050-1130	DATA for different shapes.
1140-1230	Objects for counting.
1240-1250	Display appropriate symbol for arithmetic operation.
1260-1580	Nibble demonstration for both addition and subtraction.
1590	Define characters for minus sign.
1600-1620	Blank out subtrahend
1630-1680	Supplement to nibble demonstration on subtraction.
1690	State subtraction fact.
1700	Say answer is good
1710-1720	Flash objects to be counted and accept response.
1730	Establish colors for patterns and background.

```

1700 DISPLAY AT(V1,7) NUMBER N1
      BBLER GOTO 640
1800 TL=V0 CALL CLEAR CALL
      DELSPRITE(10) DISPLAY A
      T(3,V1) PICK ONE <1
      > COUNT <2> ADD <1
1900 DISPLAY AT(9,V1) <3> SUB
      TRACT YOUR CHOICE?
      ACCEPT AT(12,13) VALIDATE(
      123) SIZE(1) PS CH=VAL(
      PS)
2000 DISPLAY AT(14,V1) LARGEST
      NUMBER? ACCEPT AT(14,17
      ) VALIDATE(23456789) SIZE(V
      1) PS NO=VAL(PS)
2100 DISPLAY AT(16,V1) HOW MANY
      TIMES? ACCEPT AT(16,17
      ) VALIDATE(DIGIT) M
2200 H=V0 RESTORE 230 FOR
      A=V1 TO 9 READ T(A) NE
      XT A
2300 DATA 523,587,659,698,784,88
      0,988,1047,1175
2400 FOR W=V1 TO M QQ=INT(V2+
      RND)+V1 B=V2*(INT(4*RND)
      +V2) IF B=6 THEN B=11
2500 CALL COLOR(V1,B,B) CALL S
      CREEN(B) CALL COLOR(V2,14
      ,B) CALL COLOR(12,15,B)
      CALL COLOR(13,B,16)
2600 CALL CLEAR CALL COLOR(14
      ,14,B) CALL CHAR(42,"001E
      7E7E7E7C78")
2700 IF CH=V1 THEN J=INT(NO*RND)
      +V1 ELSE J=INT((NO-V1)*RND)
      +V2 CALL DELSPRITE(#V1)
2800 IF CH=V1 THEN IF J/V2=INT(J
      /V2) THEN S=(36-3*J)/V2 ELSE
      S=(35-3*J)/V2+V1 GOTO 3
      10
2900 IF (J+V1)/V2=INT((J+V1)/V2)
      THEN S=(34-3*(J+V1))/V2 EL
      S=(33-3*(J+V1))/V2
3000 IF CH=3 THEN S=S+V1
3100 ST=S ON INT(RND*9)+V1 GO
      SUB 960,970,980,990,1000,10
      10,1020,1030,1040
3200 READ CL,CP CALL COLOR(10
      ,CL,B) FOR X=104 TO 107
      READ PS CALL CHAR(X,PS)
      CALL CHAR(X-12,PS) NE
      XT X
3300 CALL COLOR(11,CL,B) IF CH
      >V1 THEN 430
3400 H=V0 I=V0 V=J GOSU
      B 790 GOSUB 900
3500 CALL KEY(V0,X,Y) IF Y=V0
      THEN 350 IF X<>J+48 THEN
      CALL SOUND(1000,131,V2)
      GOTO 350
3600 NS=STR$(J) CALL SAY(NS)
      D=ASC(NS) GOSUB 890
3700 GOSUB 850 CALL CLEAR
      CALL DELSPRITE(ALL) GOSUB
      1700
  
```

Continued on p. 65

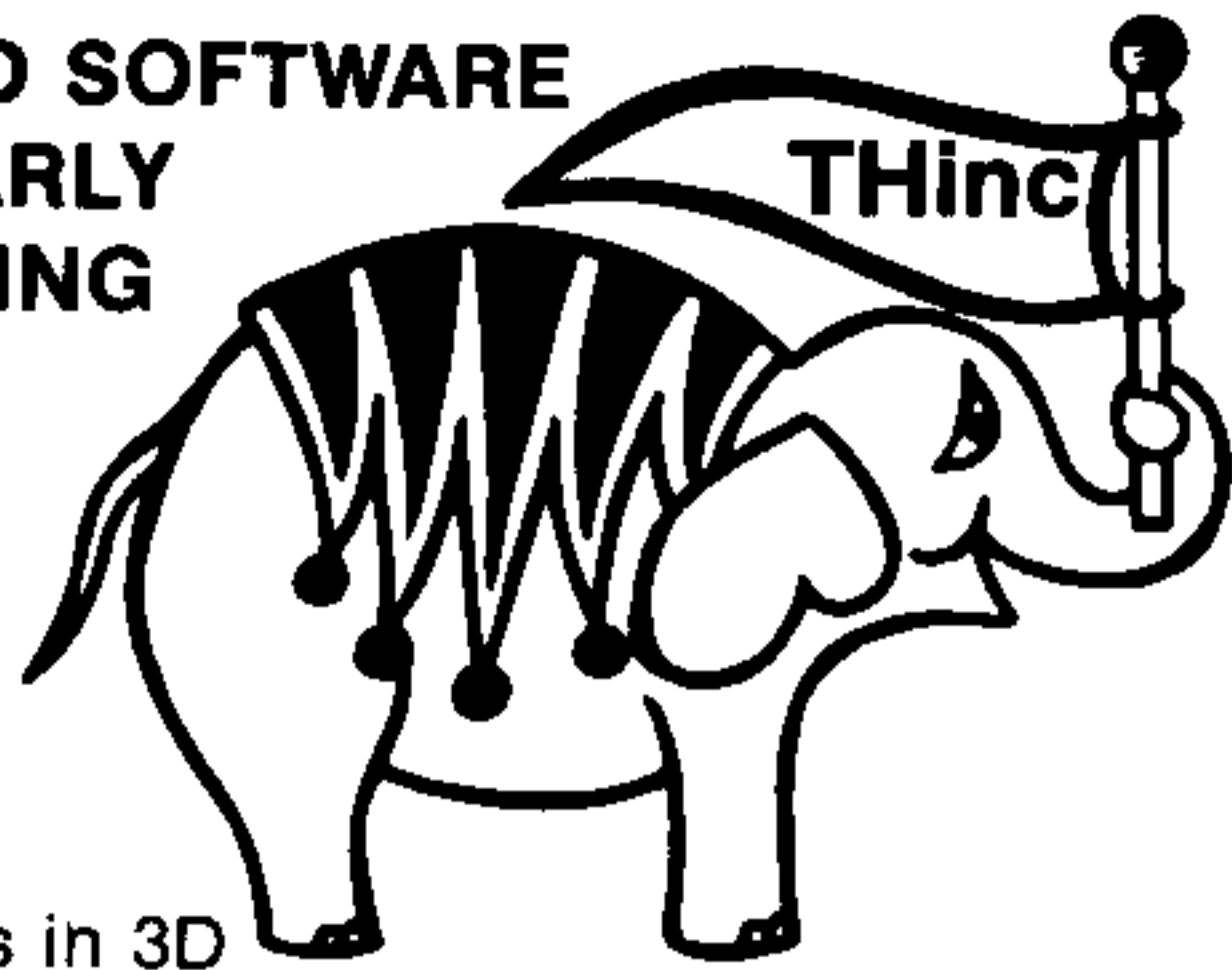


B.A.R.C. * BACK

*(Best Article-Reader's Choice)

Let us know what you like by voting for your favorite article or program in this month's 99'er Home Computer Magazine. Fill out the removable B.A.R.C. BACK response card on the bottom of the 99'er Questionnaire and mail it in. (There is no need to fill in the 99'er Questionnaire again, if you have already done so.) Let your voice be heard—the winning author will receive a bonus of \$100.00!

**EXTENDED SOFTWARE
FOR EARLY
LEARNING**



THinc. ABC's in 3D

- Striking three-dimensional graphics and quality music in a *child-friendly* program.
- Teaches letters without any *arcade-aggression*.
- Speech, with speech synthesizer attached.

THinc. Graphics

- A powerful graphics editor that allows *free-hand* drawing with joystick or keyboard to create and review: 1 to 3x4 character blocks, sprites, and full-screen drawings.
- Very friendly, allows pre-viewing colors, magnification, and cataloging on disk. You'll never use a hex grid again.

Send \$19.95 (*specify tape or disk*) for either of these extended basic programs and catalog of early education programs for the T199/4a to:

THinc
P.O. Box 6129
Ft. Wayne, IN 46806

**GERION
COMPUTER
TECHNOLOGY®**

Available In TI Basic:
INFILTRATION—2 Players vie to destroy each other's base using available cover, nighttime visibility, and EVAC "choppers". *Cassette Only.*

CONTROL TOWER—Struggle to bring your planes safely to the ground.

Available In X-Basic:
SHORE BATTERY—Protect your lonely stretch of beach from the marauding invaders.

A-20 HAVOC—Show your skill at WWII low-level bombing deep in enemy territory. *Cassette Only.*

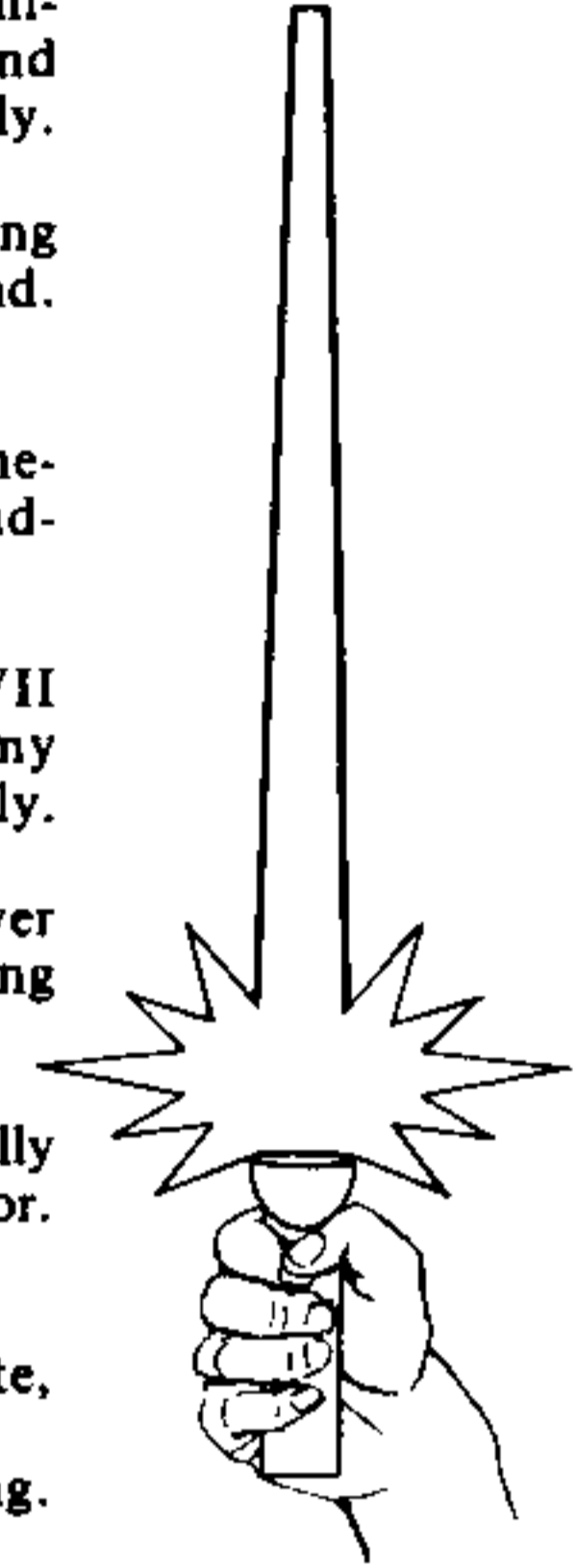
SKY WATCH—Defend the skies over your city from the approaching enemy planes.

DARMIN—You must survive by carefully catching and eating the deadly Pofor.

Free Catalog On Request.
All Programs Are \$15.00 For Cassette,
\$17.50 For Diskette.
Add \$2.00 For Shipping And Handling.
Send Check Or Money Order To:

GERION COMPUTER TECHNOLOGY
P.O. BOX 612
CANTON, IL 61520

All Programs Are Fully Graphic. Dealer Inquires Invited.



**Come Work & Play In A
Unique Environment . . .**

**Follow the Oregon Trail
to the Beautiful Willamette Valley**

*Join a Dynamic Team
of Creative Individuals
Who Thrive on Challenge
and Cherish Their
Quality of Life.*

We are offering—

- Technical Writers/Editors
 - Software Engineers
 - Logic Designers
 - Applications Programmers
 - Advertising & Marketing Professionals
- The Opportunity of a Lifetime**

Send your resume in strictest confidence to:

99'er Talent Hunt
Emerald Valley Publishing Co.
1500 Valley River Drive, Suite 250
Eugene, Oregon 97401



**Doubloon's
PIRATE ADVENTURE**

Jo Blackbeard's treasure

datart SOFTWARE

1874 Union Road, West Seneca, NY 14224

ORDER BY PHONE
(716) 674-3408
Call collect for "Order Dept."

A 4" SCREEN ADVENTURE!
CANNON BATTLES,
MUTINY, SHARKS,
TREASURE HUNTS,
GHOSTS & GOLD!!
•EXTENDED BASIC
•CASSETTE/DISC **\$19.95**

Call & Put Option Analysis \$49.95

Bond Comp.
\$19.95

SEND FOR CATALOG
RIVER CITY
SOFTWARE
9926 BEACH BLVD.
SUITE 49
JACKSONVILLE, FL
32216

TALKING CALENDAR

Enter the space age. Let your TI 99/4 or 99/4A remind you of important times throughout the day. The system will speak to you directly or can be used with your intercom. Up to 40 free-form messages, such as, "It is two o'clock remember to pick up the kids." may be entered. You may interrupt the system at any time then resume the calendar function without re-entering messages.

Requires only a speech synthesizer and a Terminal Emulator II. A disk unit is required for the interrupt feature. Comes with easy-to-understand User Manual. Send check or money order for \$19.95 to: FDM Enterprises, P. O. Box 3577, Redondo Beach, CA, 90277. 15 day money back guarantee if not completely satisfied. Specify cassette or disk on order.

FDM Enterprises
P. O. Box 3577
Redondo Beach, CA 90277



From the company that brought you SUPER CATALOGER™ comes **SXB**™ — a collection of Assembly Language subroutines which let you program in TI EXTENDED BASIC and access the true POWER of the TI-99/4A. Includes many COBOL-like capabilities like SORT with multiple keys. \$99.95 postpaid from J & K H Software (Dept. E), 2820 S. Abingdon St., Arlington, VA 22206. (703) 820-4131. Available 11/83. Required: 32K + Disk

Number Nibbler . . . from p. 63

```
380 FOR D=V1 TO 12 : PRINT RPT  
S(XS, 28 / LEN(XS)) : NEXT  
D : A=16 : NT=10 : FOR  
Z=V1 TO 10  
390 FOR P=V1 TO 8 : CALL COLOR  
(P, A, NT) : CALL SCREEN(NT) :  
NEXT P : IF A=16 THEN A=  
V2 : NT=8 ELSE A=16 : NT=  
10  
400 NEXT Z : CALL COLOR(V1, B, B  
): CALL SCREEN(B) : IF CH=  
1 THEN GOSUB 620 ELSE GOSUB  
1140  
410 GOSUB 1730 : CALL DELSPRIT  
E(ALL) : NEXT W  
420 CALL SAY("GOODBYE FOR NOW P  
LAY AGAIN SOME TIME") : STO  
P  
430 CALL COLOR(12, V2, B) : CALL  
CHAR(120, "010101010101111111  
111111111111111111111111111111  
111111111111111111111111111111  
111111111111111111111111111111")  
440 IF CH=3 THEN GOSUB 1590  
450 CALL CHAR(124, "000000000007F  
7F00007F00000000000000000000  
000FEF0000FEF")  
460 PR=INT((J-V1)*RND+V1) : O=J  
-PR : IF CH=3 THEN PR=J  
470 V=PR : I=V0 : GOSUB 790 :  
IF CH=3 THEN S=ST+3*PR-3*  
(O+1) : H=3  
480 CALL HCHAR(10+H, S, 120) : CA  
LL HCHAR(11+H, S, 121) : CALL  
HCHAR(10+H, S+V1, 122) : CAL  
L HCHAR(11+H, S+V1, 123) : S=  
S+3  
490 V=O : IF CH=3 THEN H=3  
500 LL=S : I=V1 : GOSUB 790 :  
GOSUB 910 : CALL COLOR(1  
4, 10, 10) : PL=7  
510 I=V0 : GOSUB 1710 : IF X=  
PR+48 THEN CALL HCHAR(20, 7,  
96) : GOTO 520 ELSE CALL SO  
UND(500, 131, V2) : GOTO 510  
520 CALL SPRITE(#V1, ASC(STRS(PR  
) , 5, 144, 46) : CALL COLOR(1  
0+I, CL, B)  
530 IF CH=3 THEN J=PR-O  
540 I=V1 : PL=16 : GOSUB 1710  
: IF X=O+48 THEN CALL HCH  
AR(20, 16, 96) : GOTO 550 EL  
S CALL SOUND(1000, 131, V2) :  
GOTO 540  
550 CALL SPRITE(#V2, ASC(STRS(O)  
) , 5, 144, 118) : CALL COLOR(1  
0+1, CL, B)  
560 CALL COLOR(V1, V2, B) : IF CH  
=3 THEN GOSUB 1600 : GOTO  
580  
570 FL=V1 : S=LL : V=O : I, H  
=V0 : GOSUB 790  
580 I=V0 : PL=25 : GOSUB 1710  
590 IF X=J+48 THEN CALL HCHAR(2  
0, 25, 96) : GOTO 600 ELSE CA  
LL SOUND(1000, 131, 2) : GOTO  
580
```

```
600 CALL SPRITE(#3, ASC(STRS(I)  
) , 5, 144, 190) : IF CH=3 THEN  
GOSUB 1690 : GOTO 370  
610 NS=STRS(PR) : CALL SAY(STRS  
(PR) , "AND" , STRS(O) , "IS"  
, STRS(J)) : GOTO 370  
620 CALL CLEAR : GOSUB 900  
630 NM=49 : GOSUB 1730  
640 CALL CHAR(128, "3C7EEFFFFF  
7E3C" , 130, "3E7EECF8F8FC7E3E  
") : IF TL=V1 THEN 670  
650 C=18-J : FOR E=V1 TO J :  
CALL HCHAR(12, C, 42) : D=ASC  
(STRS(E)) : GOSUB 890  
660 CALL SAY(STRS(E)) : C=C+V2  
: NEXT E : RW=12  
670 CO=15-J : PT=V1 : CALL SP  
RITE(#10, 128, 13, 8*(RW-3), 25  
 , V0, 10)  
680 CALL SOUND(-10, 880, V0) : CA  
LL PATTERN(#10, 129+PT) : CA  
LL POSITION(#10, X, Y)  
690 IF (Y>=24) OR (Y<=24) THEN 70  
0 ELSE PT=-PT : GOTO 680  
700 IF TL=V1 THEN 180 ELSE CALL  
LOCATE(#10, 8*(RW-V1)-V2, 25  
)  
710 CALL SOUND(-10, 880, V0) : CA  
LL PATTERN(#10, 129+PT) : CA  
LL POSITION(#10, X, Y) : IF A  
BS(Y-8*CO)<=16 THEN 730  
720 PT=-PT : GOTO 710  
730 FOR F=V1 TO J : CALL MOTIO  
N(#10, V0, V2) : D=ASC(STRS(F  
) )  
740 CALL LOCATE(#10, 8*(RW-V1)-V  
2, 8*CO+8) : CALL PATTERN(#1  
0, 128) : CALL SOUND(70, 110,  
V0) : CALL HCHAR(RW, CO+3, 45  
)  
750 CALL SAY(STRS(F)) : CALL PA  
TTERN(#10, 130) : GOSUB 890  
: CALL HCHAR(RW+3, CO+3, NM)  
: NM=NM+V1  
760 CO=CO+V2 : NEXT F : PT=V1  
: CALL SPRITE(#10, 128, 13,  
8*(RW-V1)-V2, 8*CO+8, V0, 10)  
770 CALL SOUND(-10, 880, V0) : CA  
LL PATTERN(#10, 129+PT) : CA  
LL POSITION(#10, X, Y)  
780 IF Y<24 AND Y>24 THEN PT=-  
PT : GOTO 770 ELSE CALL DE  
LSPRITE(#10) : CALL CLEAR :  
RETURN  
790 FOR R=V1 TO V : CALL HCHAR  
(10+H, S, 104+12*I)  
800 CALL HCHAR(11+H, S, 105+12*I)  
: CALL HCHAR(10+H, S+V1, 106  
+12*I) : CALL HCHAR(11+H, S+  
V1, 107+12*I)  
810 IF FL=V1 THEN 840 ELSE IF Q  
Q=V2 THEN 830  
820 FOR A=V0 TO 30 STEP 5 : CA  
LL SOUND(-99, T(R), A, 2, 756*T  
(R), A, V2*T(R), A) : NEXT A :  
GOTO 840
```

Continued on p. 78

ATTENTION EDUCATORS!

Enjoy the speed and accuracy of automated grade recording and analysis with GRADEBOOK Software!

GRADEBOOK Handles:

- Any number of classes
- Up to 50 students per class
- Homework averaging / any number of sets
- Student ranking from test/course grades
- Student add / drop
- Course grade calculation; weighted
- Grade correction; auto average correction
- Permanent record (with printer)

Especially for TI 99/4 (A) and cassette recorder use with or without 2500 Printer

Only **\$37.50** Cassette and Comprehensive Manual
COLORADO RESIDENTS ADD 3 1/2% SALES TAX

ORDER NOW!

Send address and check or M.O. To:
WREN SOFTWARE
P.O. Box 1138, Castle Rock, CO 80104

NEW from NEBULOUS ENTERPRISES



- Extend the Life and Performance of Your T.I. Joysticks
- Rejuvenates Your Worn Out and Unresponsive Joysticks

- Returns Control to You
- Eliminates Dead Spots
- Quacks Stick Reaction
- Prolongs Your Joystick's Life
- Easy to Install -- No Special Tools Needed
- One Kit Repairs Two Sticks

ONLY **\$4.95** (includes Shipping and Handling)

SEND CHECK OR MONEY ORDER TO:

NEBULOUS ENTERPRISES
P. O. BOX 99
SWARTZ CREEK, MICH. 48473

Mich. Residents: Please Include 7% Sales Tax




Holiday

GIFT SUBSCRIPTION CARD

"SEND A GIFT SUBSCRIPTION TO
99'er HOME COMPUTER MAGAZINE
THIS HOLIDAY
SEASON"



Actual card
in 4-color.



Thanks to your thoughtfulness...
your friends, family and associates
can enjoy a gift that keeps on giving
all through the year. They'll enjoy 12 big issues
of 99'er delivered right to their door each month.

When you place your subscription order, we will **RUSH** you an attractive
Holiday Gift Card to convey your best wishes and announce your gift.

BONUS!



Call us
TOLL FREE:
800-828-2212

with your credit card order, or send check
or money order with coupon to:

99'er Home Computer Magazine
Attn: Gift Subscription Order Department
P.O. Box 5537
Eugene, OR 97405.

As our gift to all 99'er Gift-Givers, we have a **FREE**
99'er Discount Coupon Book. You can keep it for
your own use, or give it to someone as another gift.
The Discount Coupon Book contains over \$25.00
worth of savings on 99'er-WARE and 99'er Bookstore
items plus Bonus Coupons for some surprises!?!

CLIP OR PHOTOCOPY THIS COUPON IF ORDERING WITH CHECK OR MONEY ORDER

PLEASE PRINT
ALL INFORMATION

NOTE: For orders received
by December 1, 1983, we'll
send the gift card(s) and
Discount Coupon Book to
you, the Gift-Giver, unless
otherwise requested. After
December 1, we'll send the
Gift Card directly to the
recipient—with your name
indicated as Gift-Giver. The
Discount Coupon Book will
be mailed separately to you.

Please enter a 1-year gift subscription for:

Name _____

Address _____

City _____ State _____ Zip _____

FROM: (Gift-Giver must complete this section)

Your Name _____

Address _____

City _____ State _____ Zip _____

- My payment of \$25 is enclosed.
 I am giving myself a gift. It is a Renewal New Subscription.

MAKE GIFT GIVING EASY • CALL OR MAIL TODAY!

LOTS OF PLOTS


by Robert Ackerman

Managing Editor

To rephrase an old saw, a plot is worth a thousand numbers. When trying to grasp the relationships of one set of numbers to another, to see changes and rates of change, to appreciate the effect that an alteration in one variable has on another, it can be worthwhile to express them as ordered sets on paper—a graph. In that form, it's easy to see at a glance how costs have changed over a decade, how solubility changes with temperature, or how changes in population might affect energy demand.

One of the peripherals Texas Instruments has designed to accompany its Compact Computer 40 will allow you to plot those changes yourself. The HX1000 Four-Color Printer/Plotter is another of the system's portable components: It's small enough to fit in your briefcase and battery-powered to operate on its own, away from wall plugs. Like the rest of these peripherals, it is part of a modular, stackable system, which keeps the system's space requirements down. The Printer/Plotter sits on top of the stack—on the Wafer-tape™ drive or the RS232 Interface or other components. In terms of actual desktop space occupied by the peripherals, the stack takes up somewhat less space than a standard desk dictionary. There's a price to pay for this compactness, though: The Printer/Plotter uses adding-machine tape for its output. But with careful attention to the scales you use, you can still turn out informative plots.

The Printer/Plotter has two modes: graphics and text. In text mode, it works much like any other printer. The accompanying program listing was printed on the Printer/Plotter, using the text mode. (The symbol that looks like a cocktail glass or a cricket bat is really an exclamation point—Enhanced BASIC's tail remark symbol.) It is in the graphics mode that this peripheral shows its power. As relatively simple examples,



Graph Plotter

Explanation of the Program

Line Nos.	Title.
100	Title.
110	Send control to error routine.
120-130	Open plotter for output and set it to graphics mode.
140	Initialize PLOTTER subprogram variables. (They remain initialized between calls.)
150-160	Go to subroutine to label axes.
170-410	Calculate x and y coordinates for function $X \cdot \tan(X)$ and plot them.
170-190	Calculate function.
210-230	Process beginning of line segment.
240-320	Check for discontinuity.
330-370	Check for y-value out of bounds.
380	Set endpoints of line segment.
390	Call PLOTTER subprogram.
400	Begin new line segment, if discontinuous.
420-490	Calculate x and y coordinates for function $\sin(X)/\exp(X)$
500-510	End program.
520-680	Draw and label y-axis.
690-770	Draw and label x-axis.
780-810	Routine on error.
820-900	PLOTTER subprogram.

```

100 !Graph Plotter
110 ON ERROR 790
120 OPEN #1,"!0",O
UTPUT
130 PRINT #1,CHR$(
19)
140 ATTACH PLOTTER
150 !Draw and Labe
l Axes
160 GOSUB 530
170 !Plot First Fu
nction: X*TAN(X)
180 FLAG=0:CONT=0:
C$="4":P$="0"
190 FOR X=0 TO 150
200 Y=X/10*TAN(X/1
0)
210 !Check for beg
inning of (discont
inuous) segment
220 IF FLAG=1 THEN
250
230 X2$=STR$(INT(-
X*5)):Y2$=STR$(INT
(Y)):FLAG=1:CONT=0

```

both the headline type for this article and the plot in Figure 1 were printed on the Printer/Plotter in the graphics mode. To put the Printer/Plotter in the graphics mode, you first OPEN the device for output and then send it CHR\$(19)—lines 120-130 in the accompanying program. Thereafter, the Plotter accepts either string expressions (line 530, for instance) or string variables (line 890) as commands. The print head moves either absolutely (in relation to an origin you've previously defined) or relatively (in relation to its present position). Depending on the command given, it will move only with the pen up or it will put a pen down and draw a line as it moves. In addition, you can specify any one of four pen colors for any line, and any one of ten different line types from solid to dotted. For instance, the statement in line 530 tells the plotter to draw a line from the present origin (0,0), using pen color 2 (blue) and a solid line (the default value), to a location 216 units away on the X-axis (216,0). In other words, the

Plotter draws a solid blue line across the entire printable width of the paper.

Let's look at the PLOTTER subprogram to see how it uses a string variable. PLOTTER has six string variables in its parameter list (x1, y1, x2, y2, pen color and line type). It plots a line from (x1, y1) to (x2, y2), using the pen color and line type specified. Line 840 builds part of the string variable to command the print head to draw a line and adds the variables defining the first point, with the correct punctuation. Lines 850-870 check for pen color and/or line type; if none is specified, it uses either the current values or the default values: black and solid. Line 880 adds the variable defining the second point. Line 890 then prints the line segment specified in the string variable PLOTS.

You can also print characters in the graphics mode. Line 560 moves the pen first to the right edge of paper using the "M(x,y)" command, and prints the character "1" using the "T(characters)"

```

:GOTO 410
240 !Check for dis
continuity
250 IF NOT (VAL(Y2
$)<-10 AND Y>10)TH
EN 290
260 FLAG=0:CONT=1
270 X1$=X2$:X2$=ST
R$(INT(-X*5))
280 Y1$=Y2$:Y2$="-
100":Y=100:GOTO 39
0
290 IF NOT (VAL(Y2
$)>10 AND Y<-10)TH
EN 340
300 FLAG=0:CONT=1
310 X1$=X2$:X2$=ST
R$(INT(-X*5))
320 Y1$=Y2$:Y2$="1
00":Y=-100:GOTO 39
0
330 !Check for Y o
ut of bounds
340 IF ABS(Y)<100
THEN 380
350 X1$=X2$:Y1$=Y2
$:X2$=STR$(INT(-X*
5))
360 IF Y>100 THEN
Y2$="100" ELSE Y2$
="-100"

```

```

370 GOTO 390
380 X1$=X2$:Y1$=Y2
$:X2$=STR$(INT(-X*
5)):Y2$=STR$(INT(Y
))
390 CALL PLOTTER(Y
1$,X1$,Y2$,X2$, (C$
),(P$))
400 IF CONT=1 THEN
220
410 NEXT X
420 !Plot Second F
unction: SIN(X)/e^
(X/5)
430 FLAG=0:C$="3":
P$="4"
440 FOR X=1 TO 150
450 Y=SIN(X/10)/EX
P(X/50)
460 IF FLAG=0 THEN
X2$=STR$(INT(-X*5
)):Y2$=STR$(INT(Y*
100)):FLAG=1:GOTO
490
470 X1$=X2$:Y1$=Y2
$:X2$=STR$(INT(-X*
5)):Y2$=STR$(INT(Y
*100))
480 CALL PLOTTER(Y
1$,X1$,Y2$,X2$, (C$
),(P$))

```

command; then it moves to the left edge of the paper and prints the characters "-1". Because line 550 gave the Plotter the commands "A1" and "C3", for angle and color respectively, the characters were printed rotated 90 degrees clockwise and in green. This feature makes it very easy for you to label your plots. The Plotter also gives you a choice of character sizes. The headline type for this article is character size 8, rotated 90 degrees clockwise.

"The stack of peripherals, with the Printer/Plotter on top, takes up somewhat less space than a standard desk dictionary."

The program which plotted the type changed the pen color between letters of a word. To get the thickness required, it printed a word, returned to its starting point, moved over one unit and printed again, repeating that process until it reached the desired thickness.

The accompanying program uses a variety of commands to print the axes and their labels as well as the plots in Figure 1. As with all plots, these are approximations to the functions they represent. Here the functions are $y = x \tan x$ (solid red line) and $y = (\sin x)/e^x$ (dashed green line). Since the range of values for these functions is known, the plot scales were set before the program calculated any values. (The x-axis is in radians; the CC-40 must be set to process radians.) In other instances, however, you might want the program first to calculate all the values of the functions and store the x,y pairs in arrays and then search for the maximum value. The program could then use this maximum to set up the scale.

In this case, the scale for the sine function given ranges from -1 to 1 because it can never take on values outside that range. The tangent function is another matter, though: It can take on values from minus infinity to plus infinity. Since the Printer/Plotter is limited to a range

somewhat smaller than this (216 units across the tape and 1998 along the tape), the program has to cope with values out of bounds. Lines 330-370 make this check and if the function value is out of bounds, it sets the value at 100 or -100. But beyond that, the tangent function is discontinuous. The last endpoint of one segment is plus infinity and the first endpoint of the next segment is minus infinity, but those points aren't connected by a line. To keep the Plotter from connecting those points, the program has to recognize those discontinuities. Lines 240-320 make this check, and if they discover a discontinuity, set two flags, FLAG and CONT. The check is for y1 positive and y2 negative or vice-versa. FLAG tells the program if the current value is the first in a line segment; CONT tells the program not to calculate another value yet, but to use the present one.

All plotting programs have to cope with those three conditions: the constraints of scale, the possibility of func-

```

490 NEXT X
500 PRINT #1, "L(0,
-750):0,(1,-750)"
510 CLOSE #1:STOP
520 !Draw and Label
Y-axis
530 PRINT #1, "L(0,
0):2,(216,0)"
540 PRINT #1, "M(10
8,0)":PRINT #1, "0"
550 PRINT #1, "M(0,
0)":PRINT #1, "A1"
PRINT #1, "C3"
560 PRINT #1, "M(93
,-5)":PRINT #1, "T(
1)":PRINT #1, "M(-1
05,-5)":PRINT #1, "
T(-1)"
570 PRINT #1, "L(10
0,5),(100,-5)":PRI
NT #1, "L(-100,5),(
-100,-5)"
580 PRINT #1, "C4"
590 FOR I=-103 TO
93 STEP 20
600 II$=STR$(I+3):
PRINT #1, "L("&II$&
",5),( "&II$& ",-5)"
610 I$=STR$(I-5)
620 IF I<-100 THEN
S$="55":GOTO 660

```

```

630 IF I<-3 THEN S
$="45":GOTO 660
640 IF I=-3 THEN S
$="25":GOTO 660
650 S$="35"
660 PRINT #1, "M("&
I$& ", "&S$& ")":PRIN
T #1, "T("&II$& ")":
670 NEXT I
680 PRINT #1, "M(93
,45)":PRINT #1, "T(
100)":PRINT #1, "L(
100,5),(100,-5)"
690 !Label X-axis
700 PRINT #1, "C2":
PRINT #1, "L(0,0),(
0,-750)"
710 PRINT #1, "C1"
720 FOR I=0 TO -75
0 STEP -50
730 I$=STR$(I):PRI
NT #1, "L(5, "&I$& ")
,(-5, "&I$& ")":PRIN
T #1, "M(-15, "&I$&
)"
740 I$=STR$(-I/50)
:PRINT #1, "T("&I$&
)"
750 NEXT I
760 PRINT #1, "M(0,
0)"
770 RETURN

```

```

780 !Routine on er
ror
790 CALL ERR(CODE,
TYPE,FILE,LINE)
800 PRINT "ERROR "
:CODE;" TYPE ";TYP
E;" FILE ";FILE;"
IN LINE ";LINE:PAU
SE
810 CLOSE #1:STOP
820 !Plotter Subpr
ogram
830 SUB PLOTTER(PX
1$,PY1$,PX2$,PY2$,
PC$,PP$)
840 PLOT$="L("&PX1
$& ", "&PY1$& ")":
850 IF PC$<>" THEN
PLOT$=PLOT$&": "&P
C$
860 IF PC$=""AND P
P$<>" THEN PLOT$=P
LOT$&": "&PP$
870 IF PC$<>"AND
PP$<>" THEN PLOT$=
PLOT$&": "&PP$
880 PLOT$=PLOT$& ",
("&PX2$& ", "&PY2$&
)"
890 PRINT #1, PLOT$
900 SUBEND

```

SPECTACULAR HOME COMPUTER GRAPHICS ANIMATION CONTEST

99'er HCM is looking for TI Home Computer programs that cross new computer graphics animation frontiers into uncharted territory. Some of the factors we are looking for in the submissions are:

- The graphics should show animated sequences such as vehicles crossing a bridge or a plane flying through a mountain pass.
- The graphics must be visually attractive.
- The animation sequence must last for at least 3 minutes duration and must be non-repetitive.
- The program should use a variety of random branching techniques as it passes through the animation sequence loop.
- The animation sequence may use any language that will run on the TI Home Computer (Forth, TI BASIC, Extended BASIC, LOGO, Assembly Language, . . .).

An official entry form must accompany each program that you submit. To request your entry submission form, call (503) 485-8796 or write to 99'er HCM Graphics Animation Contest, 1500 Valley River Drive, Suite 250, Eugene, OR 97401. Submissions without an official entry form will not be accepted or acknowledged.



Cash prizes will be awarded to the most exciting, dazzling, breathtaking graphics sequence received!

- Grand Prize of \$500
- 2 Second-place prizes of \$250
- 5 Third-place prizes of \$100
- 10 Fourth-place prizes of \$50

All prize winners will also receive a one year free subscription to 99'er Home Computer Magazine.

All submissions must be received no later than December 31, 1983—so get your entry form soon.

This offer void where prohibited by law. Home Computer Graphics Animation Contest not open to Emerald Valley Publishing Co. employees or their families.

tion values out of bounds, and the possibility of discontinuous functions. This program has a set scaling factor for each function, determined in advance. In the case of the tangent function, the routine that calculates the values also checks for values out of bounds and discontinuities. For other applications, it might be more useful to put these checks in the PLOTTER subprogram.

There are some other features to note about this program. The orders of the parameters in the statements that call the subprogram PLOTTER and the statement that defines it are different. This program actually plots the functions on their sides in order to get acceptable ranges of values on the axes. Therefore, it transposes the parameters when it passes them. The x-values in the calling

statements become y-values in the defining statement, and the y-values in the calling statements become x-values in the defining statement.

“You can specify any one of four pen colors, and any one of ten different line types from solid to dotted.”

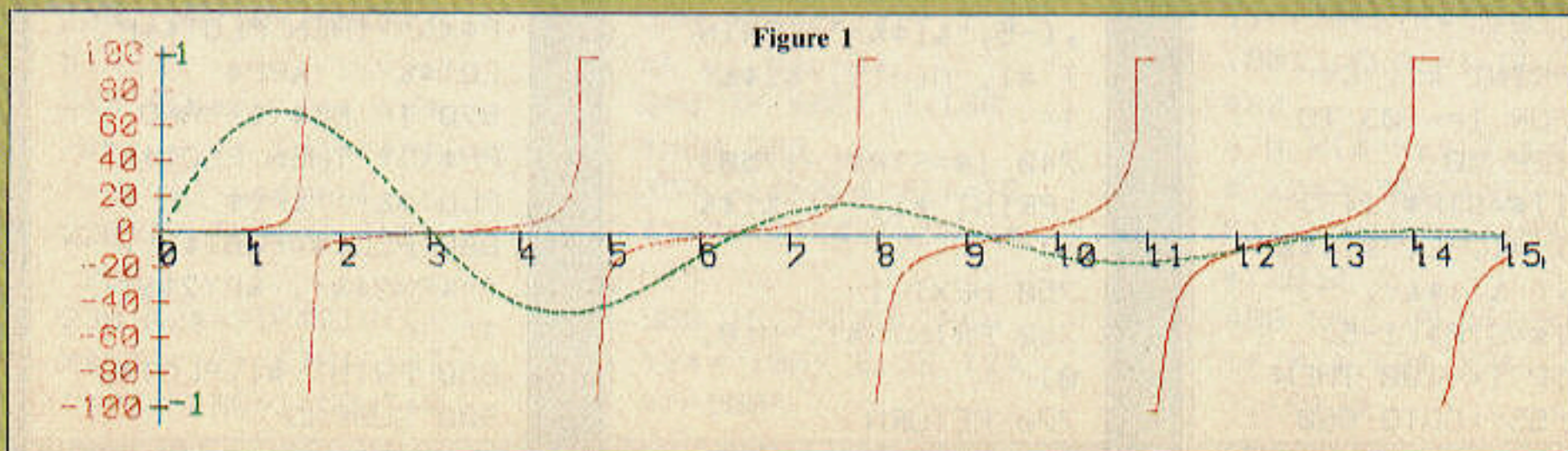
The program begins with an ON ERROR statement which transfers control to line 790 if the operating system detects an error in program execution. Line 790 calls the ERR subprogram, and line 800 displays the results on the CC-40's display. This is a *must* for debugging programs on the CC-40.

Without it, you merely get an error message that specifies the *type* of error, but no hint as to *where* the error might have occurred. This routine allows you to pinpoint the problem.

Line 140 uses the ATTACH statement to attach the PLOTTER subprogram. This causes the variables used in the subprogram to be initialized once only, rather than every time the subprogram is entered. This speeds up program execution and is a useful technique if your program has the space to let the subprogram continually occupy some of it.

With the Printer-Plotter hooked up to the CC-40 and a program to plot out your numbers, you'll be able to see the relationships clearly.

99'er



The Doryt Connection: Because you shouldn't have to pay for something you don't need.

Paraprint 18A can save TI-99/4A
users up to \$300.

Our Paraprint 18A interfaces between the TI-99/4A and any parallel printer, eliminating the need for the TI Peripheral Expansion Box and the RS-232 Interface Card. It plugs directly into the TI-99/4A, is fully compatible and provides daisy chain connection for TI peripherals. And our price is only \$105, so you save up to \$300 in the bargain!

Doryt also provides savings on additional 32K memory. Ours costs only \$175 and you don't have to buy the Peripheral Expansion Box. Plus it plugs directly into the TI-99/4A, is fully compatible with all TI software and provides daisy chain connection for peripheral units.

As a further service, Doryt can provide an economical printer for the system.

Buy the Doryt 18A, 32K memory, printer, and our interconnecting cable and save an additional \$50 on the total package! Call collect (516) 676-7950.

Doryt Systems, Inc.

14 Glen Street
Glen Cove, N.Y. 11542
(516) 676-7950.

Dealer inquiries invited.



Tortoise Shell . . . from p. 54

```
TO ADVENTURE
INIT
PLAY
END

TO INIT
MAKE "DIRS [NORTH EAST SOUTH W
EST UP DOWN ]
MAKE "VERBS [TAKE DROP UNLOCK
OPEN ]
MAKE "WORDS [AX KNIFE KEY RING
CHALICE GATE ]
MAKEALL BF TEXT "INFO
MAKE "PLACE "FOREST
MAKE "INVENTORY [ ]
CS
DISPLAY [ENJOY YOUR ADVENTURE! ]
DISPLAY [AT ANY TIME YOU CAN T
YPE HELP FOR OPTIONS. ]
END

TO PLAY
DESCRIBE
INTERPRET RL
IF DONE? REPORT STOP
PLAY
END

TO TAKE :OBJ
TEST MEMBER? :OBJ :INVENTORY
IFT DISPLAY SE [ALREADY HAVE ]
:OBJ STOP
TEST MEMBER? :OBJ ITEMS :PLACE
IFF DISPLAY SE :OBJ [NOT HERE ]
] STOP
IF NOT BF :INVENTORY = [ ] THE
N DISPLAY [YOU MUST DROP SOMET
HING FIRST ] STOP
MAKE "INVENTORY SE :INVENTORY
:OBJ
REMOVE :OBJ :PLACE
END
```

```
TO DROP :OBJ
TEST MEMBER? :OBJ :INVENTORY
IFF DISPLAY SE [YOU DON'T HAVE
] :OBJ STOP
MAKE "INVENTORY SUBT :OBJ :INV
ENTORY
PUT :OBJ :PLACE
END

TO UNLOCK :IT
TEST MEMBER? :IT OPTS :PLACE
IFF DISPLAY [NOTHING TO UNLOCK
] STOP
TEST MEMBER? "KEY :INVENTORY
IFF DISPLAY ( SE [CAN'T UNLOCK
] :IT [WITHOUT A KEY ] ) STOP
REMOVE "LOCKED :IT
DISPLAY ( SE [THE ] :IT [IS UN
LOCKED ] )
END

TO OPEN :IT
TEST MEMBER? :IT OPTS :PLACE
IFF DISPLAY [NOTHING TO OPEN ]
] STOP
TEST MEMBER? "LOCKED ITEMS :IT
IFT DISPLAY ( SE [THE ] :IT [I
S LOCKED ] ) STOP
REMOVE "CLOSED :IT
DISPLAY ( SE [THE ] :IT [IS OP
EN ] )
END

TO MAKEALL :LS
IF :LS = [ ] THEN STOP
MAKE FIRST FIRST :LS BF FIRST
:LS
MAKEALL BF :LS
END

TO HELP
DISPLAY [YOU CAN GO ]
DISPLAY "DIRS
DISPLAY [OR ]
PRINT "VERBS
PRINT [AN OBJECT. ]
END
```

```
TO INTERPRET :L
IF :L = [HELP ] THEN HELP INTE
RPRET RL STOP
TEST MEMBER? LAST :L :DIRS
IFT GODIR LAST :L STOP
TEST BOTH MEMBER? FIRST :L :VE
RBS MEMBER? LAST :L :WORDS
IFT TAKEACTION FIRST :L LAST :
L STOP
PRINT [CAN'T UNDERSTAND ]
INTERPRET RL
END

TO INFO
FOREST [AX KNIFE ] [BRIDGE CLE
ARING CLIFF CLIFF [ ] [ ] ] [I
N A FOREST ]
BRIDGE [ ] [COURTYARD MOAT FOR
EST MOAT ] [ON A BRIDGE ]
CLIFF [ ] [ ] [FALLING OFF A C
LIFF! ]
CLEARING [KEY ] [ ] [ ] HOME
FOREST [ ] [IN A CLEARING ]
HOME [ ] [ ] [HOME FROM YOUR ]
OURNEY ]
MOAT [ ] [ ] [IN A DEEP MOAT! ]
]
COURTYARD [ ] [GATE [ ] BRIDGE
] [IN A COURTYARD BEFORE A MA
GNIFICENT CASTLE ]
GATE [LOCKED CLOSED ] [HALL [
] COURTYARD ] [GOING THROUGH A
N IRON GATE ]
HALL [RING ] [ ] [ ] GATE [ ]
STAIRS [ ] [IN A GREAT HALL ]
STAIRS [ ] [ ] [ ] [ ] RO
OM HALL ] [ON A MARBLE STAIRS
]
ROOM [CHALICE ] [ ] [ ] [ ] [
] [ ] STAIRS [ ] [IN AN EXQUISI
TE ROOM ]
KNIFE [A SHARP KNIFE ]
AX [A TRUSTY AX ]
KEY [A RUSTY KEY ]
RING [A GOLD RING ]
CHALICE [A GOLD CHALICE ]
END
```

Continued on p. 72



FOX VALLEY SOFTWARE™

FREE PROGRAM OFFER!

METEOR ALPHABET — A very colorful, educational and exciting program for preschoolers, ages 2 to K. Helps teach letter, number and color recognition. Promotes early spelling and keyboard training. The graphics are excellent, and capture child's attention. Screen shows a view seen by Jupiter-bound Voyager 1 of the earth, moon and stars. (Requires EXT-BASIC and SPEECH SYNTHESIZER.)

COMPUTERIZED CRAYON — A fun graphics program for young and old. Paint the screen and let your imagination run wild. (In 16K BASIC.)

MORTGAGE & LOAN AMORTIZATION SCHEDULE — Figures monthly payment, interest, principal and balance for each month for term of mortgage or loan. Screen displays one full year at a time, and has exit option. (In 16K BASIC.)

MANY MIN'S — Several entertaining and useful programs on one cassette tape. Program is menu driven; included are life expectancy, blood alcohol content, fast calc, and more. A fun program for family get-togethers or parties. (In 16K BASIC.)

HOME BREWED ANTENNAS — A specialized program for Hams, C.B.ers, S.W.L.'s, Scanner listeners and T.V. D.X.ers. Covers quads, quagis, dipoles, inverted Vee and long wires. Also computes how much to prune from first S.W.R. curve. (In 16K BASIC.)

FREE PROGRAM OFFER — ORDER ANY 2 PROGRAMS NOW AT REGULAR PRICE AND RECEIVE A THIRD PROGRAM OF YOUR CHOICE FREE. (OFFER EXPIRES DECEMBER 31, 1983)

SEND CHECK OR M.O. TO:

FOX VALLEY SOFTWARE
P.O. BOX 52

SOUTH ELGIN, ILLINOIS 60177

DEALER INQUIRIES INVITED

© ALL PROGRAMS COPYRIGHT FOX VALLEY SOFTWARE.

ultra — software for the T199/4A

ARCADE STYLE GAMES

Cobra Command

Assembly language! Pilot a super-hot Cobra Helicopter over rough terrain where you battle Heavy's, Nemats and Sorex Fighters. Neutralize the heavily-armed Hordon Bunkers and land to rescue your people. **MMM \$19.95**

Assembly language! Bounce Egg-Bert around the pyramid of 3-D cubes. Change all the cubes to a new color before the leaping enemies catch Egg-Bert. Fabulous graphics, sound and fun. **MMM \$19.95**



Command a fleet of Robot Mining Vessels in Megidon Sector where you confront the most hazardous Pulsars in the Galaxy. Mine Terellium Ore and survive the terrors of all ten Pulsar Systems. Speech optional. **X-BASIC \$14.95**

Pilot your vintage Curtiss JN-4 Biplane cross-country in spectacular aerial graphics. Rescue paratroopers and land at refueling airstrips while avoiding storms and enemy aircraft. **X-BASIC \$14.95**



ARCADE STYLE GAMES

PROFESSIONAL UTILITIES

MMM EDIT-ASSMBLR

Buy this Editor/Assembler combo and say goodbye to the "Line-by-Line Blues." Powerful, easy-to-learn editor allows you to save your source code for easy modification. Enhanced symbolic assembler includes several features not found in the Line-by-Line Assembler. **Features:** • Save/Restore from one or two cassette drives • Allows programming of all 4K of MMM • Over 20 edit commands • Allows merging of separate programs in whole or by parts • 10 assembler directives including DEF & TEXT • "Pre-loaded" symbol table contains addresses for all MMM ROM routines • **SPECIAL BONUS:** includes dis-assembler for decoding other programs or ROM routines.

Requires **Cassette** plus **MMM** and/or **X-BASIC W/32K**

\$24.95

Takes all the guesswork out of game development. Includes a comprehensive manual and a powerful graphics Editor. From Algorithms to Sprites, it will reveal the gaming secrets and tricks professionals use.

ON GAMING

X-BASIC \$19.95

c.a.root
associates
suite B109

33125 15th ave., south
federal way, wa 98003

• Send us \$2.00 and we'll send you our Brochure-on-Tape, a "hands-off" demo of our software. (X-BASIC)
• All prices are for cassette, add \$2.00 for diskette version
• All games and "On Gaming" require joysticks
• Washington State residents add 7.6% sales tax
• Visa and MasterCard welcome - no surcharge
• **DEALER INQUIRIES INVITED**

PROFESSIONAL UTILITIES

Tortoise Shell . . . from p. 71

```

TO DONE?
OUTPUT MEMBER? :PLACE [HOME CL
IFF MOAT ]
END

TO DESCRIBE
CS
DISPLAY SE (YOU ARE ) DESCRIPT
:PLACE
PRINT [ ]
TEST :INVENTORY = [ ]
IFF PRINT [YOU HAVE ] DESOBS
:INVENTORY
TEST ITEMS :PLACE = [ ]
IFF PRINT [YOU SEE ] DESOBS 1
TEMS :PLACE
IF NOT DONE? THEN PRINT [THERE
IS A ]
DESOPTS :DIRS OPTS :PLACE
END

TO REPORT
DESCRIBE
TEST MEMBER? :PLACE [CLIFF MOA
T ]
IFT DISPLAY [YOU ARE IN BIG TR
OUBLE! ] STOP
TEST MEMBER? "CHALICE :INVENTO
RY
IFT DISPLAY [YOU WILL LIVE A L
ONG LIFE. ]
IFF DISPLAY [NEXT TIME BRING ?
HE CHALICE ]
END

TO REMOVE :OBJ :PLACE
MAKE :PLACE FPUT SUBT :OBJ [TE
MS :PLACE BF THING :PLACE]
END

TO SUBT :OBJ :SET
IF :SET = [ ] THEN OUTPUT :SET
TEST :OBJ = FIRST :SET
IFT OUTPUT BF :SET
OUTPUT FPUT FIRST :SET SUBT :O
BJ BF :SET
END

```

```

TO PUT :OBJ :PLACE
MAKE :PLACE FPUT SE ITEMS :PLA
CE :OBJ BF THING :PLACE
END

TO ITEMS :P
OUTPUT FIRST THING :P
END

TO DISPLAY :L
PRINT [ ]
PRINT :L
WAIT 120
END

TO OPTS :P
OUTPUT FIRST BF THING :P
END

TO GODIR :DIR
MAKE "NEWPLACE MATCH :DIR :DIR
S OPTS :PLACE
TEST :NEWPLACE = [ ]
IFT DISPLAY SE [CAN'T GO ] :DI
R STOP
TEST MEMBER? :NEWPLACE [GATE S
TAIRS ]
IFF MAKE "PLACE :NEWPLACE STOP
TEST ITEMS :NEWPLACE = [ ]
IFF DISPLAY FIRST ITEMS :NEWPL
ACE STOP
DISPLAY SE [YOU ARE ] DESCRIPT
:NEWPLACE
MAKE "PLACE :NEWPLACE
GODIR :DIR
END

TO TAKEACTION :VERB :OBJ
MAKE "OBJ SE :OBJ
RUN SE :VERB [FIRST :OBJ ]
END

TO MEMBER? :X :L
IF :L = [ ] THEN OUTPUT "FALSE
IF :X = FIRST :L THEN OUTPUT
TRUE
OUTPUT MEMBER? :X BF :L
END

```

```

TO DESCRIPT :P
OUTPUT LAST THING :P
END

TO DESOBS :L
IF :L = [ ] THEN PRINT [ ] STO
P
PRINT FIRST THING FIRST :L
DESOBS BF :L
END

TO DESOPTS :DIRS :PLACES
IF :DIRS = [ ] THEN PRINT [ ]
STOP
MAKE "DIR FIRST :DIRS
TEST FIRST :PLACES = [ ]
IFT DESOPTS BF :DIRS BF :PLACE
S STOP
TEST MEMBER? :DIR [UP DOWN ]
IFT PRINT ( SE FIRST :PLACES [
GOING ] :DIR )
IFF PRINT ( SE FIRST :PLACES [
TO THE ] :DIR )
DESOPTS BF :DIRS BF :PLACES
END

TO MATCH :X :XS :YS
IF :XS = [ ] THEN OUTPUT [ ]
IF :X = FIRST :XS THEN OUTPUT
FIRST :YS
OUTPUT MATCH :X BF :XS BF :YS
END

```

WRITERS OF FICTION:

99'er Home Computer Magazine will start publishing "technological" fiction. We are searching for unique short stories (up to 3000 words) that are centered around computers, robotics, and related technologies. Manuscripts should be sent to:

Fiction Department
99'er Home Computer Magazine
1500 Valley River Drive
Suite 250
Eugene, Oregon 97401

```

2620 PRINT "IF YOU WANT TO ERASE
ANYTHING YOU HAVE DRAW
N, SIMPLY PRESS '2'. EVE
N IF YOUR"
2630 PRINT "PEN IS UP, IT WILL
BECOME AN ERASER. WHEN Y
OU MOVE IT, IT WILL ERASE
EVERYTHING IT"
2640 PRINT "TOUCHES. TO STOP ER
ASING, PRESS '2' AGAIN. O
R PRESS '1' TO PUT THE PE
N IN THE"
2650 PRINT "UP POSITION. WHE
N THE PEN IS ERASING, IT
LOOKS LIKE THIS: CHR$(37)
2660 PRINT "[PRESS ANY KEY TO
GO ON]"
2670 CALL HCHAR(20,19,37)
2680 CALL HCHAR(20,19,38)
2690 CALL KEY(0,K,S)
2700 IF S=0 THEN 2670
2710 CALL CLEAR
2720 PRINT "AT ANY TIME, YOU MAY
MAKE THE PEN DISAPPEAR S
IMPLY BY PRESSING '3'. T
HIS WILL"
2730 PRINT "MAKE THE PEN DISAPPE
AR, EVEN IF IT IS UP, OR
IN THE ERASE MODE. TO M
AKE THE PEN"
2740 PRINT "REAPPEAR, PRESS '3'
AGAIN. THE PEN WILL COME
BACK IN THE SAME MODE IT
WAS IN WHEN"
2750 PRINT "YOU MADE IT DISAPPEA
R. WHILE IT IS INVISIBLE,
NO OTHER KEY BUT '3' WILL
L"
2760 PRINT "HAVE ANY EFFECT."
2770 PRINT "REMEMBER, YOU CAN G
O FROM UP TO ERASE AND
D FROM ERASE TO UP AT
ANY TIME."
2780 PRINT "[PRESS ANY KEY TO
CONTINUE]"
2790 CALL KEY(0,K,S)
2800 IF S=0 THEN 2790
2810 CALL CLEAR
2820 PRINT "YOU MAY ERASE THE EN
TIRE SCREEN AT ANY TIME B
Y PRESSING [ENTER]. TH
IS WILL"
2830 PRINT "CLEAR THE SCREEN AND
ALLOW YOU TO START AFRES
H. YOU MAY CHANGE THE CO
LOR OF"
2840 PRINT "THE SCREEN BY PRESSI
NG. IF YOU HOLD IT DOW
N, THE SCREEN WILL CYCLE
THROUGH"
2850 PRINT "ALL THE AVAILABLE C
OLORS. YOU MAY CHANGE TH
E COLOR OF YOUR PEN BY PR
ESSING"
2860 PRINT "IF YOU HOLD TH
IS KEY DOWN, YOUR PEN WIL
L CYCLE THROUGH ALL THE A
VAIL"
2870 PRINT "ABLE COLORS. [PRE
SS ANY KEY TO CONTINUE]"
2880 CALL KEY(0,K,S)
2890 IF S=0 THEN 2880
2900 CALL CLEAR
2910 PRINT "YOU MAY CHANGE YOUR
PEN'S SHAPE BY PRESSING [
SPACE]. BY HOLDING THIS K
EY DOWN"
2920 PRINT "YOU MAY CYCLE THROUG
H ALL THE AVAILABLE SHAPE
S. THERE ARE EIGHT SHAPE
S."
2930 PRINT
2940 FOR I=0 TO 4 STEP 4
2950 FOR J=128 TO 131
2960 PRINT CHR$(I+J);
2970 NEXT J
2980 PRINT
2990 NEXT I
3000 PRINT "[PRESS ANY KEY TO
GO ON]"
3010 CALL KEY(0,K,S)
3020 IF S=0 THEN 3010
3030 CALL CLEAR
3040 PRINT "YOU MAY MOVE THE PEN
USING EITHER THE JOYSTIC
K OR THE ARROW KEYS. IF
YOU USE THE"
3050 PRINT "ARROW KEYS, YOU MAY
ALSO USE 'W', 'R', 'Z', 'A
ND 'C' FOR THE DIAGONALS.
    
```

```

2040 DISPLAY AT(24,5): "ANOTHER G
AME? Y OR N"
2050 CALL KEY(0,KY,ST): IF KY<>
89 AND KY<>78 THEN 2050
2060 IF KY=78 THEN CALL CLEAR
STOP ELSE R=1: CALL SCRE
EN(5): GOTO 450
2070 CALL SOUND(500,165,1): CAL
L SOUND(999,110,1): CALL S
CREEN(2)
2080 CALL COLOR(11,7,1,12,7,1,13
7,1,14,7,1): CALL SOUND(2
00,-5,1)
2090 CALL SCREEN(5): CALL COLOR
(11,16,1,12,1,1,13,1,1,14,1
,1): X=R: GOSUB 1960
RETURN
2100 REM DATA
2110 DATA 1,2,20,6,20,2,20,7,4,3
,1,2,4,4,4,15,21,15,20,6,
20,6,20,7,8,7,3
2120 DATA 3,7,8,9,14,14,4,14,10,
10,15,6,11,6,16,11,7,12,11,
12,8,13,18,13
2130 DATA 13,14,14,14,15,10,5,15
,10,11,16,16,17,12,17,17,19
,17,19,19
2140 DATA 19,19,19,19,20,6,1,20,
20,20,20,20,997
2150 DATA GEM,10,ROCK,2,AMULET,1
0,LAMP,12,BOTTLE,8,3,9,18,5
,4,19
    
```

```

3060 PRINT "IT IS EASIER TO MOV
E ON THE DIAGONALS USING
THE ARROW KEYS, BUT IT IS
YOUR CHOICE."
3070 PRINT "DO YOU WANT TO USE T
HE JOYSTICKS? (Y/N)"
3080 CALL KEY(3,K,S)
3090 IF S=0 THEN 3080
3100 IF K=78 THEN 3140
3110 IF K=89 THEN 3170
3120 PRINT "Y OR N PLEASE."
3130 GOTO 3080
3140 STICK=0
3150 JOYS="ARROW KEYS"
3160 GOTO 3260
3170 STICK=1
3180 PRINT "PRESS THE FIRING B
UTTON ON THE JOYSTICK YOU
WANT TO USE."
3190 FOR I=1 TO 2
3200 CALL KEY(I,K,S)
3210 IF K=18 THEN 3240
3220 NEXT I
3230 GOTO 3190
3240 SIDE=1
3250 JOYS="JOYSTICK &STR$(SIDE)
CALL CLEAR
3260 PRINT "REMEMBER: '1' TO L
IFT AND LOWER PEN. '2' T
O ERASE OR DRAW AGAIN.
PRINT '3' TO MAKE THE PEN
DISAPPEAR AND REAPPEAR
[ENTER] TO ERASE THE W
HOLE SCREEN."
3290 PRINT "TO CHANGE THE SC
REEN COLOR. TO CHANG
E PEN COLOR: [SPACE] TO
CHANGE YOUR PEN"
3300 PRINT "SHAPE."
3310 PRINT "USE JOYS: TO MOVE
YOUR PEN."
3320 PRINT "[PRESS ANY KEY TO S
TART]"
3330 CALL KEY(3,K,S)
3340 IF S=0 THEN 3330
3350 IF STICK=0 THEN 3380
3360 PRINT "CHECK THE ALPHA LO
CK"
3370 CALL SOUND(200,440,5)
3380 PRINT "NOW EXCUSE ME WHI
LE I GET SET UP."
3390 RETURN
3400 END
    
```

CORRECTION
 In "Peripheral Visions," our review of hardware products in September (page 8), we dropped a digit on the price of the Foundation 32K memory expansion card. It should have read \$150.00, not \$50.00. We sincerely regret any inconveniences this may have caused.

L.I. SOFTWARE

CHILDRENS SERIES (6 yrs. up)
 130 DOLLY DRESS-UP (X-BAS) . . 14.95
 Dozens of Outfits Available
 150 COLORING BOOK (BAS) 14.95
 Using the Computer Crayons

EDUCATIONAL SERIES (12 yrs. up)
 729 NAVIGATION GUIDE (X-BAS) .24.95
 Speed, Time, Distance and
 Compass Headings
 739 MORSE CODE (X-BAS) 19.95
 Sound, Symbol, Character
 Displayed 10-15-25 WPM
 Qualify for Novice Lic.

GAME SERIES (12 yrs. up)
 510 DOMINO FACTOR (X-BAS) . . 19.95
 Tactics and Strategy
 You Against The Computer

HEI DATA CASSETTE AFGA-GEVAERT TAPE

**EXCHANGE GUARANTEE
 100% ERROR FREE
 COMPUTER QUALITY FOR
 STORAGE/RETRIEVAL**

DATA TIME	1 DOZ.	2 DOZ.
10 MIN.	.77 Ea.	.67 Ea.
20 MIN.	.87	.77
NORELCO TYPE BOX	.24	.21

Custom HEI labels and Spline
 TAB included N/C

INTERLOCKING MODULAR STORAGE UNITS

Holds 8 Cassettes
 Each Unit 3.00
 4 Units 10.00

ORDERING INFORMATION

N.Y. Residents Add Sales Tax
 UPS Shipping, Handling and Insurance
 Add \$3.00 to Total Order

SHIPPED IMMEDIATELY

Money Order, Bank Check or Personal
 Check acceptable. Add 3 weeks for
 personal checks to shipping time.

JACRICE ENTERPRISES, INC.
 P.O. BOX 434
 SEAFORD, N.Y. 11783

Excerpts from the

99'ER DIGEST™

of news & happenings in
the Home Computer world

SIERRA ON-LINE COMES ON-LINE WITH TI

Sierra On-Line, Inc. is the latest third-party software house to join the TI cartridge bandwagon with Jawbreaker, its popular arcade-style video game. As in other similar agreements, TI will manufacture and distribute the software. Other packages are expected to follow in early 1984.

ATARI EYES HC SOFTWARE MARKET AS INDUSTRY WATCHES

Atari's CES-announced line of game cartridge software for other manufacturers' home computers (including Apple, IBM, Commodore, and Texas Instruments) may be more trouble than it's worth -- if indeed it materializes at all. The across-the-board publishing venture is potentially risky and could backfire, hurting sales of Atari computers and videogames. In a massive effort to get products out, some designers reportedly have 6 weeks or less to do conversions of hit games -- that if done carefully would normally take six months or more. Analysts fear that rushed conversions won't implement special machine features and will prove to be significantly less than state-of-the-art.

MEMORY AND MASS STORAGE -- THE KEYS TO PRODUCTIVITY

Task-accomplishing software such as word processing, accounting, budgeting, database, spreadsheet, business graphics, and communications are increasingly being developed as integrated packages for ease of use, speed, and versatility. Interconnecting the formerly separate programs so that data can be shared and manipulated without cumbersome disk swapping and frustrating waiting periods during repetitive program loads requires that home and personal computers have larger amounts of addressable memory and greater density disk storage. Development time and investment is so much greater for integrated packages that operating systems which foster multiple-machine environments for a potentially larger market will be favored by developers. Digest analysts expect to see the UCSD p-System make a surprise comeback.

MILTON BRADLEY ANGRY AT ATARI'S "NO EXPANSION" DECISION

MB's "limited-time lost window of opportunity" is the basis of its recently filed multi-million dollar lawsuit against Atari. The VCS 2600 game machine manufacturer allegedly backed out of its intended large purchase of the MBX expander peripheral. [See August 99'er Digest for related news item.] The TI Home Computer's effective lead in speech recognition capability as provided by the MBX has been stretched that much longer by the Atari pull-out. The TI-marketed units should finally be appearing on November retail shelves.

WILL TI GET M*A*S*HED BY FOX PRICE CUT?

Although the video game cartridge M*A*S*H has been a best seller for Fox Games on Atari's VCS machine, the publisher has had to slash the cartridge's SRP of \$29.95 down to \$14.95 -- due to the arrival of lower-priced Atari cartridge closeouts. In a few locations, the popular Korean War game has been seen selling for under \$7. Analysts wonder what the effects of all this discount activity will be on the sales of the TI-licensed/marketed cartridge when it appears with its standard \$39.95 SRP.

HARDWARE MANUFACTURERS EXPECTED TO LEARN FROM THIRD-PARTY HOUSES

Overstocked summer retail shelves were full of software published/distributed by hardware manufacturers. Third-party wares were significantly absent from the product glut. Manufacturers of HCs haven't been purging their software product lines, as do successful third-party vendors. Instead, they have been bombarding retailers with increasingly larger catalog and price sheets with new title additions rather than weeding out older titles and selling off programs after they peak. Hardware manufacturers will be forced into adopting the survival tactics of smaller firms so as to make room on retail shelves for their more sophisticated -- and thus, more competitive -- offerings.

99'er Digest is a marketing information service for retailers, distributors, third-party vendors, sales representatives, industry analysts, and other TI-watchers interested in the home computing, personal computing, and portable computing markets in which Texas Instruments is present. The publication is issued biweekly and mailed First Class. Appropriate items of consumer interest are excerpted from the Digest in the monthly 99'er Home Computer Magazine. For subscription details contact: Emerald Valley Publishing Co., 1500 Valley River Drive, Suite 250, Eugene, OR 97401.

99'er Digest is a trademark of Emerald Valley Publishing Co. CP/M and CBASIC are registered trademarks of Digital Research, Inc.



HANGMAN



A Module for All Reasons

A Review by Sharyn Lyon

99'er HCM Staff

What's that up there on the screen? Is it Entertainment? Is it Education? It's *Hangman*! True enough, at first glance it's hard to tell. TI's mild-mannered *Hangman* Command Cartridge (developed by Milton Bradley) looks like just another entertaining game, and with its music, multi-color graphics and various levels, *Hangman* does provide an addicting scenario that will appeal to all ages. It is, however, much more than just a game. Beneath *Hangman's* just-for-fun exterior is a program loaded with educational potential.

The game has an ominous beginning: To the tune of Alfred Hitchcock's jauntily eerie theme song (*Funeral March for A Marionette* by Charles Francois Gounod), the computer builds the scaffold, hangs the man, and then gives you the big news—you have only eleven chances to guess the word, or else the same thing will happen to you. You're on your own after four quick decisions: 1) Will you brave the game alone or with another player? 2) Do you want to read the Rules? 3) Will you play the Regular or Scrambled game? and 4) Do you want a maximum word length of 5 to 9 letters or a Custom List?

In many ways the game is just like the Hangman you used to play in school, complete with a low pitched "Uh-uh" if you guess the wrong letter. There are, however, important differences between this *Hangman* and the old pencil and paper version. For example, you used to need a live opponent. In this electronic version you can compete with another person, or you can opt to play against the computer in a number of different ways.

The Regular Game proceeds just like the pencil and paper version, with two playing options: you can either use the preprogrammed list or create your own Custom List of up to 60 words. Setting up the Custom List is simple—it is well explained in the documentation, and you do not even need an external storage device although you will need a cassette recorder if you wish to save your lists.

A Multi-Age Challenge

As a teacher, I have used the Custom List extensively with youngsters in our tutorial program. Preschoolers learn from ENTERING their names, names of family members, and ABC's (12 letters maximum at one time on the Custom List mode). School-age children can type in words from reading books, spelling lists, science vocabulary, or even foreign languages. The Custom List allows the user to make good use of the program's educational applications.

Name: Hangman
Developer: Milton Bradley Co.
Program Type: Education
Distributor: Texas Instruments, Inc.
Price: \$19.95

	Poor	Fair	Good	Excellent
Documentation	████████████████████			
Independence	██████████████████			
Graphics	██████████████			
Rewards	██████████			
Concept Presentation	██████			

What's the Meaning of This?

Players: 1 Lister and 2 Decoders or
 1 Lister and 2 Teams of Decoders
 (equal number on the teams)

Object of the Game: To complete the word first and to guess the real meaning of that word.

How To Play:

The Lister looks in the dictionary for two words (one for each team) whose meanings are unknown to both groups and ENTERs the words for Player 1 and Player 2 on the EACH ENTER WORD mode. Play *Hangman* (2 player game) as usual. If playing with teams, members decide together which letter to guess each time. When the word is complete, each person on the winning team makes up a meaning for his/her word and tells it to the Lister. The Lister then repeats all the "definitions," including the one in the dictionary. The members of the opposing team each take one turn to guess which meaning is the real one. The first team member to guess correctly gets to be the new Lister. If no one guesses the right definition, the team that finished their word first picks a Lister from their team. The former Lister joins that team for the next round.

Scoring:

+ 1 point to the team that finishes first, plus a point for each guess they had left when their word was complete.
 + 1 point to the team if they guess the correct meaning.
 - 1 point if no one guesses the correct meaning.
Winning: the team to reach 20 points first wins.

If you choose not to enter a Custom List, you will find the preprogrammed list of words extensive and varied. You can choose a word as short as five letters and as long as nine letters. The five-letter words were just right for our preschoolers and kindergarteners, who enjoyed finding the letters on the keyboard and the way the computer responded when they pressed the right letter. Also, the ABC's are printed on the screen in large type, so that 3- and 4-year olds have no trouble identifying the letters. The children seemed to have fun whether they got "hung" or guessed the word. And they picked up a basic but important concept from using this game: that letters when joined together make meaningful message units called "words."

Older children and adults who played *Hangman* found their fun in using all the word-building clues they could think of to guess the word before their eleven chances were up. They went through their repertoire of decoding skills, employing both sight and phonetic word attack techniques. They even made heady observations about the structure of language as they played. One student, for example, observed that E is the most common vowel in French!

Two Heads Are Better

When two children play *Hangman* together, the educational advantages become even more clear. A strong point of the game is its versatility and adaptability. The two players need not be of the same age, ability, or interest level in order to play *Hangman* together. If one player wants to use the Custom List and the other does not, the program will allow it. For example, if one player is six and another is sixteen, the word each must guess can be selected at a level to challenge both. The six-year-old's word may be *mirror*, while the sixteen-year-old's word could be *minuscule*. The program does this by letting the players choose their playing styles twice. The first choice looks like this:

GUESS SAME WORD PRESS 1
 GUESS DIFFERENT WORD PRESS 2
 EACH ENTER WORD PRESS 3

In the two-player game above, the students would have pressed 3 and taken turns ENTERING words for the other player to guess. The EACH ENTER WORD option is similar to the Custom List already mentioned except that each player enters one word at a time. The Custom List mode allows you to enter up to 60 words in succession. If you press

SUBSCRIBE TODAY
SAVE OVER 40% on the SINGLE-COPY PRICE!

RENEW TODAY
DON'T MISS A SINGLE ISSUE!

<p style="text-align: center;">HOME COMPUTER Subscription</p> <p><input type="checkbox"/> NEW SUBSCRIPTION <input type="checkbox"/> SUBSCRIPTION RENEWAL</p> <p><small>(Allow 6-8 wks for your first issue)</small></p> <table style="width:100%; border: none;"> <tr> <td style="border: none;">Term</td> <td style="border: none;">U.S.A.</td> <td style="border: none;">Canada & Mexico</td> <td style="border: none;">Foreign Surface</td> <td style="border: none;">Foreign Air</td> </tr> <tr> <td style="border: none;">1-yr (12 Issues)</td> <td style="border: none;">\$25</td> <td style="border: none;">\$32</td> <td style="border: none;">\$43</td> <td style="border: none;">Inquire</td> </tr> <tr> <td style="border: none;">2-yr (24 Issues)</td> <td style="border: none;">\$45</td> <td style="border: none;">\$52</td> <td colspan="2" style="border: none;">Please enclose payment in U.S. FUNDS or Credit Card</td> </tr> <tr> <td style="border: none;">3-yr (36 Issues)</td> <td style="border: none;">\$63</td> <td style="border: none;">\$70</td> <td colspan="2" style="border: none;">billing information as indicated below.</td> </tr> </table> <p>BACK ISSUES AVAILABLE WHILE SUPPLIES LAST</p> <table style="width:100%; border: none;"> <tr> <td style="border: none;">Circle Issues Desired</td> <td style="border: none;">Vol. 1 No. 6</td> <td style="border: none;">Nov '82</td> <td style="border: none;">Dec '82</td> <td style="border: none;">Jan '83</td> <td style="border: none;">Feb '83</td> </tr> <tr> <td style="border: none;">Postpaid</td> <td style="border: none;">\$3.95 ea. USA</td> <td style="border: none;">Mar '83</td> <td style="border: none;">Apr '83</td> <td style="border: none;">May '83</td> <td style="border: none;">Jun '83</td> </tr> <tr> <td></td> <td style="border: none;">\$5.50 ea. Foreign Surface</td> <td style="border: none;">Aug '83</td> <td style="border: none;">Sep '83</td> <td style="border: none;">Jul '83</td> <td></td> </tr> <tr> <td></td> <td style="border: none;">\$4.50 ea. Canada & Mexico</td> <td></td> <td></td> <td></td> <td></td> </tr> <tr> <td></td> <td style="border: none;">\$7.50 ea. Foreign Air Mail</td> <td></td> <td></td> <td></td> <td></td> </tr> </table> <p style="text-align: right;">TOTAL </p> <p>Bill my: <input type="checkbox"/> VISA <input type="checkbox"/> Master Card</p> <table style="width:100%; border: none;"> <tr> <td style="border: none;">Account No.</td> <td style="border: none;">Expiration Date</td> </tr> </table> <p>Tel. No. _____ Signature _____</p>	Term	U.S.A.	Canada & Mexico	Foreign Surface	Foreign Air	1-yr (12 Issues)	\$25	\$32	\$43	Inquire	2-yr (24 Issues)	\$45	\$52	Please enclose payment in U.S. FUNDS or Credit Card		3-yr (36 Issues)	\$63	\$70	billing information as indicated below.		Circle Issues Desired	Vol. 1 No. 6	Nov '82	Dec '82	Jan '83	Feb '83	Postpaid	\$3.95 ea. USA	Mar '83	Apr '83	May '83	Jun '83		\$5.50 ea. Foreign Surface	Aug '83	Sep '83	Jul '83			\$4.50 ea. Canada & Mexico						\$7.50 ea. Foreign Air Mail					Account No.	Expiration Date	<p style="text-align: center;">RENEWAL SUBSCRIBERS PLEASE INCLUDE INFORMATION BELOW FROM PREVIOUS MAILING LABEL:</p> <p style="text-align: center;">Subscriber Code Number (line above your name on mailing label)</p> <p>NAME _____ PLEASE</p> <p>ADDRESS _____ PRINT</p> <p>CITY _____ STATE _____ ZIP _____</p> <p style="text-align: center;">Please indicate below any change in name or address.</p> <p>NAME _____ PLEASE</p> <p>ADDRESS _____ PRINT</p> <p>CITY _____ STATE _____ ZIP _____</p> <p>Check enclosed <input type="checkbox"/> MUST BE IN U.S. FUNDS Address shown is <input type="checkbox"/> Business <input type="checkbox"/> Home <input type="checkbox"/> DRAWN ON A U.S. BANK</p>
Term	U.S.A.	Canada & Mexico	Foreign Surface	Foreign Air																																																	
1-yr (12 Issues)	\$25	\$32	\$43	Inquire																																																	
2-yr (24 Issues)	\$45	\$52	Please enclose payment in U.S. FUNDS or Credit Card																																																		
3-yr (36 Issues)	\$63	\$70	billing information as indicated below.																																																		
Circle Issues Desired	Vol. 1 No. 6	Nov '82	Dec '82	Jan '83	Feb '83																																																
Postpaid	\$3.95 ea. USA	Mar '83	Apr '83	May '83	Jun '83																																																
	\$5.50 ea. Foreign Surface	Aug '83	Sep '83	Jul '83																																																	
	\$4.50 ea. Canada & Mexico																																																				
	\$7.50 ea. Foreign Air Mail																																																				
Account No.	Expiration Date																																																				

SUBSCRIPTION BONUS: Only Subscribers Will Receive The 99'er BUYERS'S GUIDE Bound Into Each Issue

ORDER TOLL-FREE
1-800-828-2212

ORDER LINE ONLY—operators can only take
 subscription or merchandise credit card orders
 (MasterCard/VISA only)

In Oregon, Alaska, Hawaii Tel. (503) 485-8796

PLACE FIRST
 CLASS
 POSTAGE
 STAMP
 (CANADIANS,
 PLEASE
 AFFIX 37¢
 POSTAGE)



P.O. Box 5537
 Eugene, OR 97405

<p>NAME _____ PLEASE</p> <p>ADDRESS _____ PRINT</p> <p>CITY _____ STATE _____ ZIP _____</p> <p>Check enclosed <input type="checkbox"/> MUST BE IN U.S. FUNDS Address shown is <input type="checkbox"/> Business <input type="checkbox"/> Home <input type="checkbox"/> DRAWN ON A U.S. BANK</p> <p>Bill my: <input type="checkbox"/> VISA <input type="checkbox"/> Master Card</p> <table style="width:100%; border: none;"> <tr> <td style="border: none;">Account No.</td> <td style="border: none;">Expiration Date</td> </tr> </table> <p>Tel. No. _____ Signature _____</p>	Account No.	Expiration Date	<p style="text-align: center;">99'er-ware™ *U.S. ONLY—FOREIGN SURFACE ADD \$2.00 TO TOTAL SHIPPING COSTS.</p> <table style="width:100%; border: none;"> <thead> <tr> <th style="border: none;">QTY</th> <th style="border: none;">ITEM</th> <th style="border: none;">PRICE</th> <th style="border: none;">TOTAL AMOUNT</th> </tr> </thead> <tbody> <tr> <td style="border: none;"></td> <td style="border: none;">99'er FINDER - BINDER</td> <td style="border: none;">\$11.95</td> <td style="border: none;">-----</td> </tr> <tr> <td style="border: none;"></td> <td style="border: none;">SHIPPING—\$3.00 ea.*</td> <td style="border: none;"></td> <td style="border: none;">-----</td> </tr> <tr> <td style="border: none;"></td> <td style="border: none;">6—DIGITAL COMPUTER CASSETTES</td> <td style="border: none;">\$7.00</td> <td style="border: none;">-----</td> </tr> <tr> <td style="border: none;"></td> <td style="border: none;">SHIPPING—2.00 ea.*</td> <td style="border: none;"></td> <td style="border: none;">-----</td> </tr> <tr> <td style="border: none;"></td> <td style="border: none;">SPECIAL: 99'er Finder - Binder</td> <td style="border: none;"></td> <td style="border: none;">-----</td> </tr> <tr> <td style="border: none;"></td> <td style="border: none;">•with 6 blank cassettes for only</td> <td style="border: none;">\$16.95</td> <td style="border: none;">-----</td> </tr> <tr> <td style="border: none;"></td> <td style="border: none;">•with 12 blank cassettes for only</td> <td style="border: none;">\$21.95</td> <td style="border: none;">-----</td> </tr> <tr> <td style="border: none;"></td> <td style="border: none;">SHIPPING—\$4.00 ea.*</td> <td style="border: none;"></td> <td style="border: none;">-----</td> </tr> <tr> <td style="border: none;"></td> <td style="border: none;">TEX - SETTE ADAPTOR</td> <td style="border: none;">\$5.95</td> <td style="border: none;">-----</td> </tr> <tr> <td style="border: none;"></td> <td style="border: none;">SHIPPING—\$1.00 ea.*</td> <td style="border: none;"></td> <td style="border: none;">-----</td> </tr> <tr> <td style="border: none;"></td> <td style="border: none;">DUST COVERS: See prices on page 84. Indicate choices below.</td> <td style="border: none;"></td> <td style="border: none;">-----</td> </tr> <tr> <td style="border: none;"></td> <td style="border: none;">SHIPPING—\$2.00 for 1st COVER, 50¢ ea. add.*</td> <td style="border: none;"></td> <td style="border: none;">-----</td> </tr> <tr> <td style="border: none;"></td> <td style="border: none;">SUBTOTAL</td> <td style="border: none;"></td> <td style="border: none;">-----</td> </tr> <tr> <td style="border: none;"></td> <td style="border: none;">TOTAL AMOUNT OF ORDER</td> <td style="border: none;"></td> <td style="border: none;">-----</td> </tr> </tbody> </table>	QTY	ITEM	PRICE	TOTAL AMOUNT		99'er FINDER - BINDER	\$11.95	-----		SHIPPING—\$3.00 ea.*		-----		6—DIGITAL COMPUTER CASSETTES	\$7.00	-----		SHIPPING—2.00 ea.*		-----		SPECIAL: 99'er Finder - Binder		-----		•with 6 blank cassettes for only	\$16.95	-----		•with 12 blank cassettes for only	\$21.95	-----		SHIPPING—\$4.00 ea.*		-----		TEX - SETTE ADAPTOR	\$5.95	-----		SHIPPING—\$1.00 ea.*		-----		DUST COVERS: See prices on page 84. Indicate choices below.		-----		SHIPPING—\$2.00 for 1st COVER, 50¢ ea. add.*		-----		SUBTOTAL		-----		TOTAL AMOUNT OF ORDER		-----
Account No.	Expiration Date																																																														
QTY	ITEM	PRICE	TOTAL AMOUNT																																																												
	99'er FINDER - BINDER	\$11.95	-----																																																												
	SHIPPING—\$3.00 ea.*		-----																																																												
	6—DIGITAL COMPUTER CASSETTES	\$7.00	-----																																																												
	SHIPPING—2.00 ea.*		-----																																																												
	SPECIAL: 99'er Finder - Binder		-----																																																												
	•with 6 blank cassettes for only	\$16.95	-----																																																												
	•with 12 blank cassettes for only	\$21.95	-----																																																												
	SHIPPING—\$4.00 ea.*		-----																																																												
	TEX - SETTE ADAPTOR	\$5.95	-----																																																												
	SHIPPING—\$1.00 ea.*		-----																																																												
	DUST COVERS: See prices on page 84. Indicate choices below.		-----																																																												
	SHIPPING—\$2.00 for 1st COVER, 50¢ ea. add.*		-----																																																												
	SUBTOTAL		-----																																																												
	TOTAL AMOUNT OF ORDER		-----																																																												

99'er BOOKSTORE™

QTY	TITLE	PRICE	TOTAL AMOUNT

Shipping and Handling: In U.S.A.—\$2.50 for 1 book;
 75¢ for each additional book. Foreign Surface—
 add \$3.00 to total U.S.A. shipping costs.

POSTAGE	-----
SUBTOTAL	-----

Circle tapes desired

M1/6, M2/1, M2/2, M2/3, M2/4, M2/5	TOTAL

SHIPPING—\$1.00 for 1st TAPE, 50¢ ea. add.
 Foreign Orders Shipped Airmail—
 \$3.00 for 1st TAPE, 75¢ ea. add.

SUBTOTAL -----

Newterware Presents GREAT GAMES



SORCERER'S APPRENTICE

Your wizard is brewing a powerful potion and you need to obtain the ingredients for him. You'll need all your wits to get the bat's wings, scorpion's stingers, dragon's breath, snake's fangs and other dangerous and ghastly items. Many different adventures and progressive skill levels mean hours of gruesome excitement.

(TI-Extended Basic)

GOBLIN'S REVENGE

You are trapped in the Goblin's Chambers. To get out, you must find your way through a difficult maze that you can only partially see at any one time. Meanwhile, there is a Goblin on your heels just waiting to zap you. You can sometimes see it when it gets close to you, but at other times you can only hear it! Be careful, but be quick! Push open the secret door to escape. Three levels of difficulty provide great fun for one player. For ages 12 to adult.

(BASIC)



SORCERER (cassette) \$9.95

GOBLIN (cassette) \$9.95

These programs are available from your local dealer or by mail from:

Home Computer Systems
P.O. Box 1217
Port Perry, Ontario
Canada L0B 1N0
(416) 985-5126
(Call for prices.)

TENEX
Computer Marketing Systems
P.O. Box 6578, South Bend, Indiana 46660
(219) 277-7726



Dealer inquiries invited.

either 1 or 2, the next screen will present another choice:

HOW MANY LETTERS?

PUSH 5 TO 9

PUSH C FOR CUSTOM LIST

After Player 1 makes his decision, Player 2 may select a different option: the Custom List, for example, instead of the 9-letter preprogrammed words for which his opponent opted. In this way, even the most word-wise player will find a level to challenge him or her.

Mix and Fix

The Scrambled Game adds yet another level of difficulty, and, naturally, the longer the word, the harder it is to guess. The program displays the correct letters in the order in which you guess them. If you use the popular method of guessing all the vowels first, you will get the following display for the word "instruments" after 3 correct guesses and 2 incorrect:

EIU _____

Not much help, is it? You would have only 6 trials left to figure out what the word is. If you get stuck, you may want to use up 3 guesses to buy a letter. If you fill in all the blanks and you still don't know the word—don't worry—the computer quickly unscrambles it for you. In fact, the unscrambling may be too quick for those who would enjoy the challenge of figuring the word out for themselves. To combat this, we placed a piece of black con-

struction paper over the letters on the screen before the last letter was ENTERed. This way we could make a new game out of seeing who could unscramble the word first.

The program does have a few other drawbacks. The *Hangman* title screen that asks, 1 OR 2 PLAYERS? does not wait long enough for your answer. If you wait for the song to end, the demonstration game will begin whether you want to see it or not. Another inconvenience in the program is that you cannot go back to the previous screen to change a detail such as the number of letters in your word. You must always return to the title screen first.

On the other hand, one of the most delightful aspects of *Hangman* is that nearly everyone will feel comfortable playing it. The game has something to offer, whether you are a 3-year-old playing with letters, a teacher wanting to use it in your classroom, or a parent anxious to spend some quality time with your youngster. The game plays enough like its pencil and paper predecessor, and the documentation is so good, that even someone who is terrified of computers will see the possibilities (recreational and educational) inherent in *Hangman*. Besides trying some of the suggested additional challenges mentioned in the documentation, like putting a time limit on the game, you may find yourself devising your own variations. One such variation is reprinted here to get you started. *What's the Meaning of This?* uses *Hangman* and an adaptation of the Dictionary Game to help players (children

and adults alike) learn new words and expand their vocabularies on their own levels.

One thing that holds true, whether you use *Hangman* for entertainment or educational purposes, is that you can spend hours playing it. You may find that when you finally do stop playing, visions of letters are still dancing in your head. As they do, however, you may notice that they appear in likely combinations. You and your youngsters will begin to make discoveries together like: Where there's a Q, there is likely to be a U. You will discover this and other spelling "rules" yourselves. TI has passed to us a way to pass on better knowledge of the language to our children while ushering a time tested game into the computer age. B _ A _ O (BRAVO)!

99'er

MOVING?
Don't Miss Out On Any
Issues Of

Send us a Change-of-Address Card
(available at any Post Office)
6-8 weeks prior to the move.
Be sure to include both
the old & new address, plus the
alphanumeric code above
your name on the mailing label.

TIRED OF LONG WAITS FOR SHORT TURNS?



BIRD & SONS SOFTWARE
LPA Assoc. Box 578
Berkeley, Calif. 94701
SPECIALIZES in GAMES
for simultaneous play

TANKPAK: Mazes, forests, at sea, with invisibility, rockets, mines—and complete programming guide. Up to 4.

SNAKEPAK: DRAW lines, characters—save & recall. PLAY block, shoot, dodge, hunt. Guide. Up to 4.

GAMEPAK I: Reporters, Minesweepers, Weather Wars

GAMEPAK II: Dominoes, Vertical Four, Kingtrapper

GAMEPAK III: Haunted House, Divers, Railroads

EACH PAK \$10. 2 for \$17. \$1.50 p/h.
ALL TI BASIC, Cassette, Documented.

MAKE YOUR OWN GAMEPAK from our FREE catalogue. Any 3 games \$11.

KALEIDOSCOPE PROGRAMS

P.O. Box 8453
Universal City, CA 91608

VIDEO TAPE FINDER

MANAGES YOUR COLLECTION. STOP LABELING TAPES!
FINDS TITLES. SORTS ACCORDING TO ALPHA. THEATER, RATINGS. TAPE #'S CASSETTE \$35.00

FOREIGN LANGUAGE VOCABULARY

DRILL MAKES LEARNING FUN. LESSON BY LESSON DRILL. SCORING. REWARDS. CASSETTE \$25.00

MENU PLANNER

FIND YOUR FAVORITE RECIPE BY FOOD CATEGORY. CHICKEN, BEEF, ETC. IS ON SALE? FIND OUT FAST WHERE THAT SPECIAL RECIPE IS LOCATED. CASSETTE \$15.00

ALL YOU NEED:
16K TI BASIC
(PRINTER-32K-SPEECH OPTIONAL)

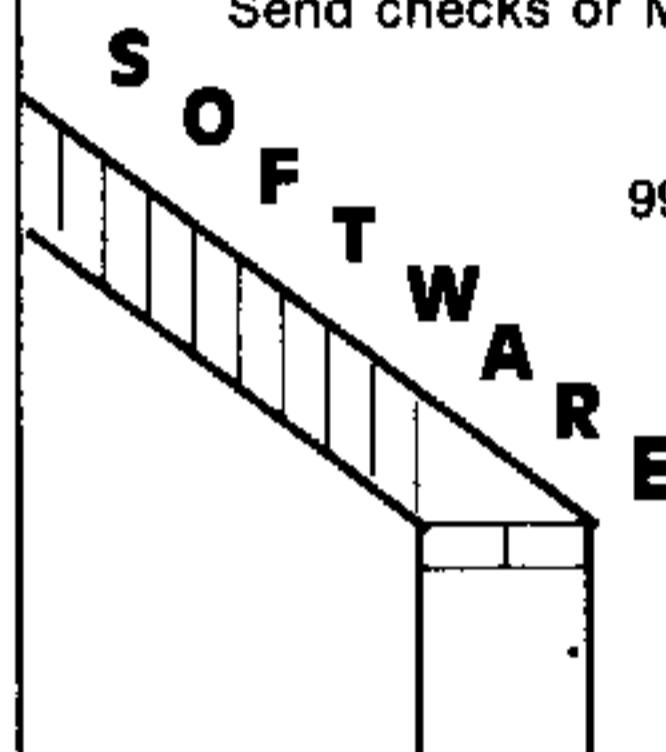
ADD \$2.00 HANDLING CHARGE
CA RESIDENTS ADD SALES TAX

AMAZING GRAPHICS ARTIST & PROGRAMMER

- Entertaining Program Unleashes Your Artistic Abilities
- Instant Control of all Graphic Capability Including Character Definition
- Point with Keyboard or Joystick
- Save and Reload Drawings
- Prints Programs in TI Basic to recreate screen
- From a Teaching Tool for the Novice to a graphics utility for the Professional
- No Peripherals Needed

\$19.95

Send checks or Money Orders



999 Newicawnoe St.
Bath, PA 18014

CELLAR

WORD PROCESSING WITHOUT DISK

LETTERIGHTER

- Requires; TI99/4A, Tape player, TV.
- Immediate retrieval of 7200 characters or 1200 words.
- Fast editing.
- Paragraph & sentence moving.
- Output to tape or printer.
- Easy to operate.

FREE BONUS: TYPO-METER program clocks typing speeds over 200 wpm membership files & mail list printer.

Money back guarantee if not satisfied.

Send \$29.99 to:

IRON SOFTWARE
P.O. BOX 31168
HARTFORD, CT 06103

Number Nibbler . . . from p. 65

```

830 CALL SOUND(-250,T(R),9,2,02
  *T(R),9,1,01*T(R),7)
840 S=S+3: NEXT R: FL,H=V0
  : RETURN
850 RESTORE 860: FOR NT=V1 TO
  33: READ TM,TA: CALL S
  OUND(TM,TA,7,V2*TA,5,3*TA,8
  ,V1,27): NEXT NT: RETUR
860 DATA 500,392,500,330,500,26
  2,250,262,250,294,250,330,5
  00,392,500,330,500,262,500,
  392,500,330,250,262
870 DATA 250,262,500,294,500,33
  0,500,370,500,392,750,440,2
  50,392,250,440,250,466,250,
  440,250,392,250,330
880 DATA 250,294,250,294,250,33
  0,250,349,250,330,250,294,2
  50,392,250,392,750,392
890 CALL SPRITE(#V1,D,5,144,126
  ): RETURN
900 CALL COLOR(12,16,16): CALL
  CHAR(120,"0"): FOR X=18 T
  O 21: CALL HCHAR(X,15,120
  ,5): NEXT X: RETURN
910 CALL COLOR(12,V2,B): CALL
  COLOR(9,15,16): CALL CHAR(
  96,"0"): FOR X=18 TO 21:
  CALL HCHAR(X,6,96,3): NEX
  T X
920 CALL HCHAR(19,11,120): CAL
  L HCHAR(20,11,121): CALL H
  CHAR(19,12,122): CALL HCHA
  R(20,12,123)
930 FOR X=18 TO 21: CALL HCHA
  R(X,15,96,3): NEXT X
940 CALL HCHAR(19,20,124): CAL
  L HCHAR(20,20,125): CALL H
  CHAR(19,21,126): CALL HCHA
  R(20,21,127)
950 FOR X=18 TO 21: CALL HCHA
  R(X,24,96,3): NEXT X: RE
  TURN
960 RESTORE 1050: RETURN
970 RESTORE 1060: RETURN
980 RESTORE 1070: RETURN
990 RESTORE 1080: RETURN
1000 RESTORE 1090: RETURN
1010 RESTORE 1100: RETURN
1020 RESTORE 1110: RETURN
1030 RESTORE 1120: RETURN
1040 RESTORE 1130: RETURN
1050 DATA 2,7,0103030103070F1B,1
  B030303060C0C0E,80C0C080C0E
  0F0DC,CC0C0C060303038
1060 DATA 7,9,0F0E0F0F0C0F0F,0
  F0F0F0F0C0C0C0E,C0C0C08000
  0C0E0,E0C0C0C0C0C0E0
1070 DATA 16,15,0000000103070F1F
  ,3F7F7F0000FF7F3F,0040C0C0E
  0E0E0E0E0,E0E0E04040FFFEFC
1080 DATA 6,2,0000070F1931313F,7
  FFFFFFFF303000,0000FEFFFFFF
  FFFFFFF,FFFFFFF0C0C00
  
```

```

1090 DATA 9,7,01071F7FF3F3F31,31
  1313931313171FF,80E0F8FEFFF
  CFCC,CCCF0CFCFCFEFF
1100 DATA 7,9,007F0400047C5457,D
  7FF7F7F7830000,00FE6262626
  262FE,FFFFFFE1E0C0000
1110 DATA 5,2,7F7F6363637F7F,7
  FFFFFFF7F7B310000,0000001E1E0
  C0CFF,FFFFFFF0C0C0C0000
1120 DATA 14,6,030F1F1F3F3F3F,
  1F1F0F0300000000,C0F0F8F8FC
  FCFCFC,F8F8F0C080804020
1130 DATA 5,2,000100010000403F,3
  F40800001000100,0080C0E0307
  818FF,FF187830E0C08000
1140 IF CH=V2 THEN Z=V0 ELSE Z=V
  2
1150 CALL CHARPAT(43+Z,PS): CAL
  L COLOR(14,V2,12): CALL CH
  AR(143,PS): CALL CLEAR:
  GOSUB 910
1160 NM=49: GOSUB 1730
1170 CALL CHAR(128,"3C7EEFF00000
  7E3C"): CALL CHAR(130,"3E7
  EECF8F8FC7E3C")
1180 C=13-INT(J/V2): IF CH=3 TH
  EN C=13-INT((PR+O)/V2)
1190 NN,CO=C: FOR E=V1 TO PR:
  CALL HCHAR(12,C,42): C=C
  +V1: NEXT E: CALL HCHAR
  (12,C+V1,143): C=C+3
1200 FOR E=V1 TO O: CALL HCHAR
  (12,C,42): C=C+V1: NEXT
  E: RW=12
1210 PT=V1: CALL SPRITE(#10,12
  8,13,8*(RW-3),25,V0,20)
1220 CALL SOUND(-10,880,V0): CA
  LL PATTERN(#10,129+PT): CA
  LL POSITION(#10,X,Y)
1230 IF Y<240 AND Y>12 THEN PT=
  PT: GOTO 1220 ELSE CALL L
  OCATE(#10,8*(RW-V1)-V2,25)
1240 CALL SOUND(-10,880,V0): CA
  LL PATTERN(#10,129+PT): CA
  LL POSITION(#10,X,Y)
1250 IF ABS(Y-8*CO)<=16 THEN 126
  0 ELSE PT=PT: GOTO 1240
1260 FOR F=V1 TO PR: CALL MOTI
  ON(#10,V0,V1): CALL HCHAR(
  RW,CO,32)
1270 CALL LOCATE(#10,8*(RW-V1)-V
  2,8*CO-16): CALL SOUND(70,
  110,V0): CALL PATTERN(#10,
  128)
1280 N$=STR$(F): CALL SAY(N$):
  CALL PATTERN(#10,130)
1290 NM=NM+V1: CO=CO+V1: NEX
  T F: CALL HCHAR(RW+V1,CO-
  V1,NM-V1): NM=49
1300 CALL MOTION(#10,V0,V0): CA
  LL LOCATE(#10,132,32): FOR
  PP=V1 TO 200: NEXT PP
1310 CALL SPRITE(#V1,ASC(STR$(PR
  )),5,144,46): CALL HCHAR(R
  W,CO+V1,32): CALL HCHAR(RW
  +V1,CO+V1,143)
  
```

DEVELOP PRODUCTS WITH OUR PROTOTYPING BOARDS

WIRE WRAP PROTOTYPING BOARD.....\$19.95
PQ 100-1

Fits TI Peripheral Expansion Box, supports up to 50 20-pin ICs, space for +5 and +(-5,12,15 volt) regulators, PI filters for excellent noise rejection, areas for analog work

REGULATOR KITS.....\$15.95 EA.

- PQ 100-2-12 (+5,+12 & -12 Volt)
- PQ 100-2-15 (+5,+15 & -15 Volt)
- PQ 100-2-5 (+5,+5 & -5 Volt)

Includes regulators, capacitors, and inductors for PI filters, mounting hardware

BUSS EXPANSION CONNECTOR.....\$9.95
PQ 100-3

Installs on top of PQ 100-1 Prototyping Board and allows "daisy-chaining" of PQ 100-1 boards for larger projects

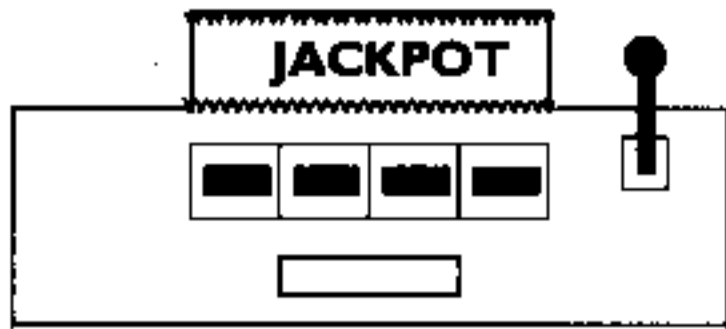
EXTENDER BOARD KIT.....\$19.95
PQ 100-4

Raises Prototyping Board above TI Peripheral Expansion Box for easy access to circuits; stores flush in Expansion Box; includes PCB and connector

30-DAY MONEY-BACK GUARANTEE
Visa/MasterCard * Prices FOB - Add \$2.50 Shipping & Handling
No COD * Washington Residents Add 7.9% Sales Tax

PROTO
TO ORDER CALL 1-800-227-3800 EXT.1401
FOR TECHNICAL INFORMATION 1-206-453-0670
10636 Main Street No.145 * Bellevue, Wa. 98004

FREE PROGRAM*



THE EXCITEMENT OF LAS VEGAS & ATLANTIC CITY IS NOW YOURS AT HOME WITH THE ALL NEW VIDEO SLOT MACHINE GAME BY CAS. \$14.95 (extended basic only)

*INTRODUCTORY OFFER-RECEIVE FREE 'THE AMORTIZER' WITH ANY ORDER FROM CAS.....\$8.95 VALUE

- WRITE FOR DETAILS ABOUT:
- ADDITIONAL GAMES
 - HOME FINANCE PROGRAMS
 - EDUCATIONAL PROGRAMS

(basic or extended basic)

all programs on cassette

SEND CHECK OR MONEY ORDER TO:
CASAS ADOBES SOFTWARE (CAS)
 P.O. BOX 36295 TUCSON, AZ 85740

* **Sea Warrior**—You command a nuclear sub. Seek and destroy enemy ships. Beware of enemy destroyers. Strategy game for 1 player.....\$20.00

* **Black gold**—See if you can become an oil tycoon. Drill wells, buy land, play stock market. 1-4 players.....\$20.00

Rat Race—Arcade action. Get your rat to the other side of freeway and home. Joysticks/Keyboard; EXT-BASIC only.....\$18.00

Blackjack—Old time favorite. Graphics, and sound. EXT-BASIC. 1-4 Players\$11.00

* Available in EXT. or TI BASIC, specify which you need. Cassette only.

Check or money order:

Charles S. Henderson

5920 Beverly Hill #45

Houston, Texas 77057

Dealer Inquiries Invited

TSS SOFTWARE

3961 Ephrata Ct., Dayton, Ohio 45430

•FLEX FILE II•

The HELPING HAND for Personal Record Keeping command module files

- *Translates PRK files for use in your Basic programs
- *Change file structure by adding or deleting items WITHOUT buying the \$39.95 Personal Report Generator (PRG) module. \$SAVES
- *Complete documentation and examples.
- *Cassette \$14.95 Disk \$16.95

•FLEX FILE REPORT GENERATOR*

- *Customized printer report formats without the PRG module. SAVE AGAIN
- *Bonus: Includes BAR CHART routine for screen or printer display.
- *Cass. \$26.95 Disk \$28.95 Includes Flex File II

•N.A.I.C. STOCK MARKET KIT•

- *Time proven stock investment guide based on fundamental stock value
- *Utilizes National Assoc. of Investment Clubs manual and forms (included). \$12.00 value
- *Program speeds input and maintains data base
- *Computer performs calculations and statistical projections.
- *Portfolio management
- *Cass. \$28.95 Ext. Basic Required

•JOYSTICK ADAPTER* \$15.95•

- *Improve your high score using Atari compatible joysticks
- *Convenient, space saving design
- *Durable, molded construction

Send check or money order with \$1.50 S&H
 For catalog send \$ASE

```

1320 CO=CO+3 :: FOR F=V1 TO O :: C
      CALL MOTION(#10,V0,V1) :: C
      ALL HCHAR(RW,CO,32)
1330 CALL LOCATE(#10,8*(RW-V1)-V
      2,8*CO-16) :: CALL PATTERN(#
      10,128) :: CALL SOUND(70,110
      ,V0)
1340 NS=STR$(F) :: CALL SAY(NS) ::
      CALL PATTERN(#10,130)
1350 NM=NM+V1 :: CO=CO+V1 :: NEX
      T F :: CALL HCHAR(RW+V1,CO-
      O,NM-V1) :: NM=49 :: CALL MO
      TION(#10,V0,V0)
1360 CALL LOCATE(#10,132,104) ::
      FOR PP=V1 TO 200 :: NEXT PP
      :: CALL SPRITE(#V2,ASC(STR
      S(O)),5,144,118)
1370 CALL HCHAR(12,V1,32,32) :: C
      ALL HCHAR(13,V1,32,32)
1380 C=NN :: FOR E=V1 TO PR :: C
      ALL HCHAR(12,C,42) :: C=C+V1
      :: NEXT E :: CALL HCHAR(12
      ,C+V1,143) :: C=C+3 :: FOR E
      =V1 TO O
1390 CALL HCHAR(12,C,42) :: C=C+V
      1 :: NEXT E :: IF Z=V2 THEN
      1630 ELSE CALL SAY(STR$(PR
      ))
1400 FOR PP=V1 TO 400 :: NEXT PP
      :: CALL HCHAR(12,C-O-V2,14
      3)
1410 CALL HCHAR(12,C-O-V2,32) ::
      CALL SAY("AND",STR$(O))
1420 FOR PP=V1 TO 400 :: NEXT PP
      :: CALL HCHAR(12,C-O-V2,32
      ) :: C=C-O-V2 :: CALL HCHAR(
      12,C,32,O+3)
1430 FOR E=V1 TO O :: CALL HCHAR
      (12,C-V1,42) :: C=C+V1 :: NE
      XT E :: CALL SAY("IS",STRS
      (J))
1440 CO=NN :: PT=V1 :: CALL SPRI
      TE(#10,128,13,8*(RW-3),25,V
      0,20)
1450 CALL SOUND(-10,880,V0) :: CA
      LL PATTERN(#10,129+PT) :: CA
      LL POSITION(#10,X,Y)
1460 IF Y<240 AND Y>12 THEN PT=-
      PT :: GOTO 1450
1470 CALL LOCATE(#10,8*(RW-V1)-V
      2,25)
1480 CALL SOUND(-10,880,V0) :: CA
      LL PATTERN(#10,129+PT) :: CA
      LL POSITION(#10,X,Y) :: IF A
      BS(Y-8*CO)<=16 THEN 1500
1490 PT=-PT :: GOTO 1480
1500 FOR F=V1 TO J :: CALL MOTIO
      N(#10,V0,V1) :: CALL VCHAR(R
      W,CO-V1,32,3) :: CALL HCHAR(
      14,CO,NM)
1510 CALL LOCATE(#10,8*(RW-V1)-V
      2,8*CO-16) :: CALL PATTERN(#
      10,128) :: CALL SOUND(70,110
      ,V0)
1520 NS=STR$(F) :: CALL SAY(NS) ::
      CALL PATTERN(#10,130)
    
```

```

1530 NM=NM+V1 :: CO=CO+V1 :: NEX
      T F :: CALL HCHAR(12,CO-V1
      ,32) :: CALL MOTION(#10,V0,V0
      )
1540 CALL LOCATE(#10,132,176) ::
      CALL SPRITE(#3,ASC(STR$(J))
      ,6,144,190) :: FOR PP=V1 TO
      300 :: NEXT PP
1550 CALL HCHAR(14,V1,32,32) :: P
      T=V1 :: CALL SPRITE(#10,128
      ,13,8*(RW-V1)-V2,8*CO+8,V0
      ,20)
1560 CALL SOUND(-10,880,V0) :: CA
      LL PATTERN(#10,129+PT) :: CA
      LL POSITION(#10,X,Y) :: IF (
      Y>240)OR(Y<20)THEN 1580
1570 PT=-PT :: GOTO 1560
1580 CALL DELSPRITE(ALL) :: CALL
      CLEAR :: RETURN
1590 CALL CHAR(120,"000000000000
      FFFFFFFF",122,"00000000000000
      FFFFFFFF") :: RETURN
1600 CALL COLOR(9,15,16)
1610 SC=ST+3*(PR-O) :: FOR R=V1 T
      O O :: CALL VCHAR(10,3*(R-V
      1)+SC,97,V2) :: CALL VCHAR(1
      0,3*(R-V1)+SC+V1,97,V2)
1620 NEXT R :: FOR D=V1 TO 32 ::
      CALL VCHAR(13,D,32,5) :: NE
      XT D :: RETURN
1630 CALL HCHAR(12,NN+PR+V1,32) ::
      CALL COLOR(14,10,8) :: CAL
      L CHAR(142,"001E7E7E7E7C78"
      ) :: LA=NN+PR+O+V2
1640 BR=NN+PR-O :: CALL SAY(STRS
      (PR)) :: FOR E=V1 TO O :: CA
      LL HCHAR(12,LA,32) :: CALL H
      CHAR(13,BR,142) :: LA=LA-V1
1650 BR=BR+V1 :: NEXT E :: BR=BR
      -V1 :: FOR PP=V1 TO 400 ::
      NEXT PP :: FOR E=V1 TO O
1660 CALL HCHAR(13,BR,32) :: CALL
      HCHAR(12,BR,142) :: BR=BR-V
      1 :: NEXT E :: CALL COLOR(1
      4,12,B)
1670 FOR PP=V1 TO 400 :: NEXT PP
      :: CALL COLOR(14,16,B) :: C
      ALL SAY("TAKE A1 WAY",STRS
      (O)) :: CALL COLOR(14,V1,B)
1680 CALL SAY("IS",STR$(J)) :: G
      OTO 1440
1690 CALL SAY(STR$(PR),"TAKE A1
      WAY",STR$(O),"IS",STRS(
      J)) :: RETURN
1700 XS="GOOD!!!" :: CALL SAY("G
      OOD WORK") :: RETURN
1710 CALL HCHAR(20,PL,134) :: CAL
      L COLOR(10+I,CL,B) :: CALL S
      OUND(-99,440,28) :: CALL KEY
      (V0,X,Y)
1720 IF Y=V0 THEN CALL HCHAR(20,
      PL,32) :: CALL COLOR(10+I,CP
      ,B) :: CALL SOUND(-99,880,28
      ) :: GOTO 1710 ELSE RETURN
1730 CALL SCREEN(B) :: CALL COLOR
      (V1,B,B,V2,14,B,13,9,B,3,V2
      ,16,4,V2,16) :: RETURN
    
```

GAMES of STRATEGY and LOGIC

YAHOOOTEE (Basic)

An exciting dice game for 1 or 2. Roll for pairs, straights, and the big YAHOOOTEE. Earn bonus for high score.

Las Vegas Style BLACKJACK (XBasic)

Take insurance, double down, split up to 4 pairs. Win on 7 cards. Set your own stake and table limit. 1 or 2 players.

CASINO SLOTS (XBasic)

Las Vegas style action. 98% + "pay-back." Optional progressive jackpot. Fun for all!

HANGMAN (XBasic)

Play against the computer or an opponent. Use our words or create your own. Three levels of difficulty. Fun graphics.

\$8.50 Each Post Paid
 Any 2 for \$15 All 4 for \$25

D.A. PACHECO

1107 Terra Way

Roseville, CA 95678

Instructions included with cassettes.

32K Memory

\$110

Standalone box for the TI 99/4.
 Reliable compact design.
 Works with all TI peripherals.
 Black anodized aluminum case.
 90 day limited warranty.

Include \$2.00 for shipping. Utah residents
 add 5% sales tax. Add 3% for MC, Visa.

For orders or more info contact:



Tachyon Systems
 5125 S. Westwind Way
 Kearns, Utah 84118
 (801) 537-7021

**WHEN PEOPLE BUY A
TEXAS INSTRUMENTS
HOME COMPUTER
FOR UNDER
\$100...**



**...THEY'LL SELECT
WORLD-CLASS SOFTWARESM
FOR UNDER \$10**


THEY'LL SELECT

99'er[®]WARETM

Entertainment, Education, & Productivity Software
for the Texas Instruments Home Computer

**IN EACH 99'er-PAKTM TI USERS
RECEIVE TRIPLE THE VALUE:**

- A Quality Game, Instructional Program, or Utility on Cassette
- A Flip-Card Book that Explains the Software, PLUS Teaches Beginners a Lesson in Computer Programming
- A Durable & Attractive Ring-Binder Collector's Case



EMERALD VALLEY PUBLISHING CO.
1500 Valley River Drive, Eugene, OR 97401 Tel. (503) 485-8796

**ASK FOR IT FROM YOUR FAVORITE
DEALER. IF HE DOESN'T HAVE IT YET,
ASK WHY??**

99'er-PAK and 99'er-WARE are trademarks, and World-Class Software is a service mark of Emerald Valley Publishing Co.

This column is an ongoing tutorial on the *Multiplan* software package. To obtain full benefits from this column, a newcomer to *Multiplan* may find it useful to read the previously printed columns.

In exploring the many uses for *Multiplan*, this series has touched on such mundane tasks as balancing our checkbooks and calculating income taxes. This month we present something more interesting and possibly more useful—a model for home bartenders.

Long-time readers of 99'er HCM will remember the *Micro Bartender* program in TI BASIC which appeared in Volume 1, Number 4. *Micro Bartender* gave you a way to store drink recipes in the computer. You could also tell the computer what ingredients you had on hand, and it would show you what drinks you could make.

This month's model performs the same type of service, using *Multiplan* instead of BASIC. First put your drink recipes in the model. Then enter your ingredients on hand; *Multiplan* puts a star by the drinks you can make. This model does not draw drinks on the screen as the *Micro Bartender* did, but *Multiplan* is much easier to construct than the old program in BASIC.

The Idea Behind the Model

Figure 1 shows the finished printed model. First of all, the model needs recipes for the drinks you want to make. The table shows the names of drinks across the top and their ingredients of the left side. The body of the table contains the quantity of each ingredient to be used for each drink. The units of each ingredient can be anything; you might use ounces for some and actual numbers for others (e.g., orange juice as ounces and limes as whole fruits). Just be consistent in the type of unit you use in any single row in the drinks table.

Once you have entered and saved your table, you can use that portion of the model to look at recipes for drinks. But that is only part of the function of this model. The other purpose is to show what drinks can be prepared from the ingredients on hand in column 1. *Multiplan* will put ** in row 1 above the name of each drink which can be made from these ingredients.


A given drink can be made only if the required amount of each of its ingredients is on hand. The converse of this statement is also true: a given drink cannot be made if one or more of its required ingredients is not on hand in sufficient quantity. Consider the decision process for just one of the drinks in the drink table. We want *Multiplan* to compare the amount of each ingredient below the name of the drink to the amount of the cor-

MULTIPLAN™ MEDIUM

Multiplan Bartender

By Patricia Swift

Technical Editor



responding ingredient in the on-hand column. If all six (for each of the six ingredients in the model) of these comparisons are successful, then *Multiplan* should put ** above the name of the drink; if one or more of the comparisons is not successful, then *Multiplan* should put blanks above the name of the drink. Apply the same logic to all the drink columns, and the model is complete.

Multiplan has a powerful IF statement which we need to use in the first row of the model. The syntax of the IF statement is: IF (condition, value-if-true, value-if-false). This is the perfect statement for each cell in row 1 above a drink. We want to say IF (drink can be made, "**", ""); that is, if the drink can be made, put ** in this cell; otherwise put 2 blanks in this cell. With this state-

ment, we only have to fill in the condition, and *Multiplan* can evaluate whether the drink can be made.

Multiplan handles the six comparisons for each drink in a straightforward fashion: Just compare the required ingredient cell in the drink column to the cell on the same row in the on-hand column. It is intriguing to see how the model combines the information on each of the six comparisons to arrive at the final decision of whether the drink can be made or not.

We could have used a very long condition in the IF statement at the top of each drink column, such as: IF (enough of first ingredient AND enough of second ingredient AND enough of third ingredient AND . . . AND enough of sixth ingredient, "**", ""). But if this looks cumbersome in English, just think how bad it would be in *Multiplan*-ese with its row-and-column notation. And what if you wanted to expand your drinks table and list of ingredients? Of course there has to be a better way.

The model uses a "work table" to hold the result of each comparison. There is a cell in the work table corresponding to each cell in the drinks table. When an ingredient required for a drink is compared to the corresponding ingredient on hand, *Multiplan* places the result of the comparison in the work table. This result is derived from the following rule: If there is enough of the ingredient, put a 0 in the work table; if there is not enough, put a 1 in the work table. With this strategy, a drink for which all ingredients are on hand would have all 0's in its column in the work table after all the comparisons have been made. If we sum the column for a drink in the work table, this sum will be 0 for possible drinks and greater than 0 for impossible drinks (because there will be at least one 1 in the work table). In fact, this sum of the work table column will be exactly the number of missing ingredients for each drink. These column sums are in the last row of the work table.

Continued

Index to Advertisers

A/D Electronics	57
Abbey Tape Duplicators	40
Advanced Software	48
Bandin, Robert J.	40
BeeJay FUNWARE	63
Best Software	40
Bizware, Inc.	20
Brosis	10
C.A.Root Associates	72
Casas Adobes Software	79
Challenger Software International	46
Cintronics	16
Computer-Ed	50
Computertronics	24
Danlen Enterprises	48
Datart Software	64
Data/Ware Development, Inc.	28
Dollard, Walter J.	37
Doryt Systems, Inc.	71
Dow, John T.	48
El Dorado Trading Group	18
Epson America, Inc.	11
Extended Software Co.	45
FDM Enterprises	65
Formorall	51
Fox Valley Software	72
Funware	36
Futura Software	17
Gadget Software	43
Gerion Computer Technology	64
Harvey, James	43
Henderson, Charles S.	79
Homecare Software	26
I & I Computer Programming, Ltd.	38
Instructional Design Laboratories	40
Iron Software	78
J&KH Software	65
JKS Software	50
Jacrice Enterprises, Inc.	73
Kaleidoscope Programs	78
Kean Computing	56
Keystone Distributing Co.	82
L.P.A. Associates	78
Leading Edge Products, Inc.	2
Micros' Ink	63
Millers Graphics	49
Moonbeam Software	31
Morning Star Software	14
Myarc, Inc.	51
National Programming & Software	37
Navarone Industries	47
Nebulous Enterprises	65
Newport Controls	42
Norton Software	27

Pablo Diablo	43
Pacheco, D.A.	79
Parallel Systems	39
Pewterware	77
Prometheus Software	24
PROTO-QUICK	78
Rambyte	38
Ramsoft Enterprises	50
River City Software	65
Ruth Co., M.W.	39
SA2 Software	49
SOFT-TEX	23
Software Advances	49
Software Cellar	78
Software Innovations	26
Software Support	74
Sound Computer Designs	37
Specialty Services	48
Star Design Systems	10
Star Micronics	87
Sunrise Software	43
TSS Software	79
Tachyon Systems	79
Texas Instruments, Inc.	8, 86, 88
Texas Software Design	23
Textiger	24
TEXware Associates	21
Thinc	64
TImagination	25
Tracksmith	23
Ultracomp Systems	3
Unisource Electronics, Inc.	41
VID-COM	23
Wren Software	65
Wycove Systems Limited	50
York 10 Computerware	26
99/4(A) Program Exchange	15
99'er Bookstore	44
99'er Home Computer Magazine	59, 60
99'er-WARE	80, 84, 85

99'er Buyers Guide*

Bach Company, The	44-C
Canadian Micro Works	44-F
David's, K.A.	44-F
Dhein's True Value	44-B
Luv-Tronics	44-A
Microbyte	44-F
Microcomputers Corp.	44-C
S.A.V.E.	44-C
Tex-Comp Users Supply Division	44-D, 44-E
99'er Home Computer Magazine	44-G
99'er-WARE	44-A, 44-F

*99'er Buyers Guide found only in subscription copies.

Figure 1: Printout for the Model

	1	2	3	4	5	6	7
1	YOU CAN MAKE THESE:	**	**				**
2							
3		MARGA-	SCREW-	RUM	BLOODY	VODKA	
4	ON HAND	RITA	DRIVER	PUNCH	MARY	SCRWDRVR	
5	3	OR JUICE	3	4		3	
6	0	TO JUICE			3		
7	1	LIME		0.5			
8	1	TEQUILA	1				
9	1	RUM	1	1			
10	1	VODKA			1.5	1	
11							
12	WORK TABLE	0	0	1	0	0	
13		0	0	0	1	0	
14		0	0	0	0	0	
15		0	0	0	0	0	
16		0	0	0	0	0	
17		0	0	0	1	0	
18	# MISSING	0	0	1	2	0	

Figure 2: Formulas for the Model

	1	2	3	4	5	6	7
1	YOU CAN MAKE THESE:		IF(R[+17]C=0,"**",")				
2							
3		MARGA-	SCREW-	RUM	BLOODY	VODKA	
4	ON HAND	RITA	DRIVER	PUNCH	MARY	SCRWDRVR	
5	3	OR JUICE	3	4		3	
6	0	TO JUICE			3		
7	1	LIME		0.5			
8	1	TEQUILA	1				
9	1	RUM	1	1			
10	1	VODKA			1.5	1	
11							
12	WORK TABLE	IF(R[-7]C<=INDEX(TAB1,ROW()-11),0,1)					
13							
14							
15							
16							
17							
18	# MISSING	SUM(R[-8]C:R[-1]C)					

Don't forget to turn the Recalc option back on if you turned it off earlier.

It is easy to expand the drinks and ingredients tables. To add new ingredients, Insert Rows after row 10 to make room. Then use the Name command to lengthen TAB1. Insert the same number of rows after what is now row 17 to lengthen the work table. Edit the formula in the upper left cell of the work table so that the expression INDEX(TAB1,ROW()-11) uses the offset appropriate to your new table sizes instead of 11 (e.g., if you add two ingredients, then this offset should become 13). Copy this new formula Down for the total number of ingredients minus

1. Revise the SUM formula in the last row of column 3 to sum the longer work column, and then Copy the first work column 4 columns to the Right. To add new drinks without adding new ingredients, add them to the drinks table starting in column 8. Then copy existing cells in row 1 and in the work table to fill out the new model.

Conclusion

This model demonstrates two important *Multiplan* concepts: (1) the IF statement and a way to use work tables to hold intermediate results, and (2) how to turn your problem into terms *Multiplan* can understand.



ALL 99'er-ware PRODUCTS ON THIS PAGE MAY BE ORDERED
USING THE BIND-IN CARDS NEAR THE REAR OF THIS MAGAZINE

Keep Your Magazines & Tapes Together

With a **FINDER-BINDER™**

—Only \$11.95

(magazines and tapes not included)

FREE 99'er Master Index with each 99'er Finder-Binder order
(will be mailed when available in 3rd Quarter, 1983).

*Only \$11.95 without cassettes, plus \$3.00 shipping & handling. 6 High-Quality 99'er-ware C-10 Digital Computer Cassettes (with special BASE tape and 5-screw housing for data integrity). Available separately for \$7.00 plus \$2.00 shipping & handling.

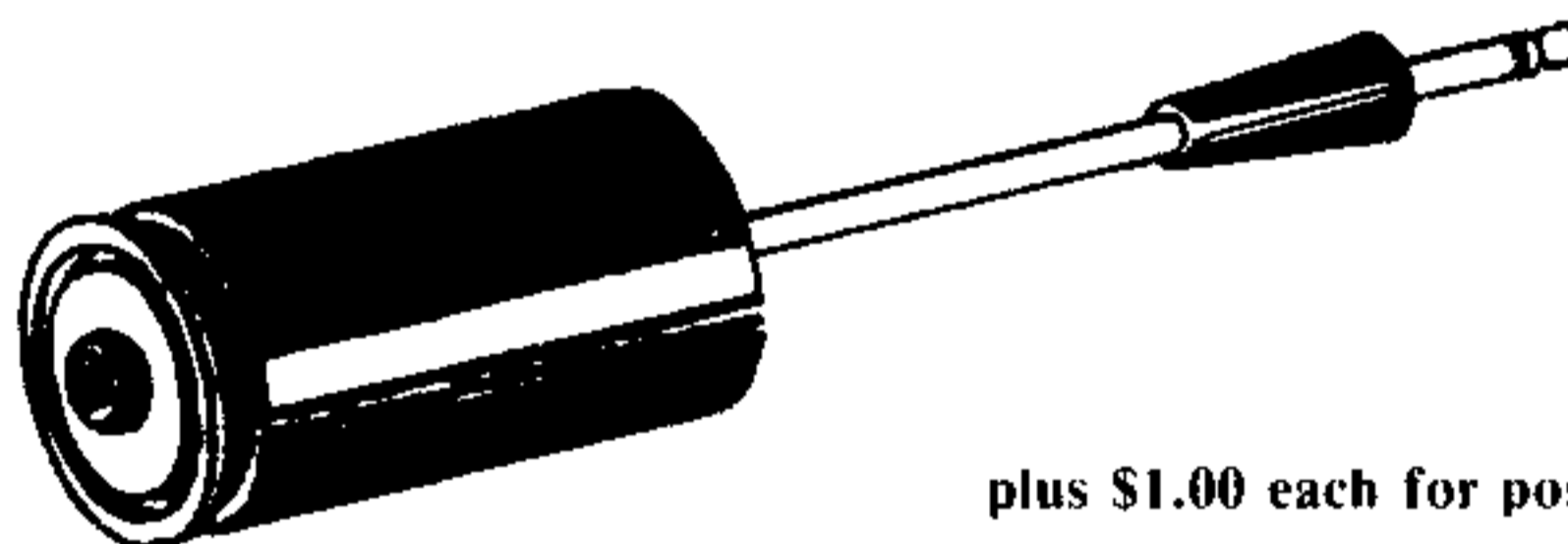
SPECIAL: 99'er Finder-Binder that is packed:
• with 6 of the above blank cassettes for only \$16.95
• with 12 of the above blank cassettes for only \$21.95
Add \$4.00 shipping & handling to either order.



- Big enough to hold 6 magazines and 12 tapes
- Uses wire straps to hold magazines so that no hole punching is necessary
- Attractive and Durable

If The TI-99/4A Will Not Control Your
Cassette Recorder Through Its Remote
Jack, We Have The Solution For You . . .

The TEX-SETTE™ Adapter

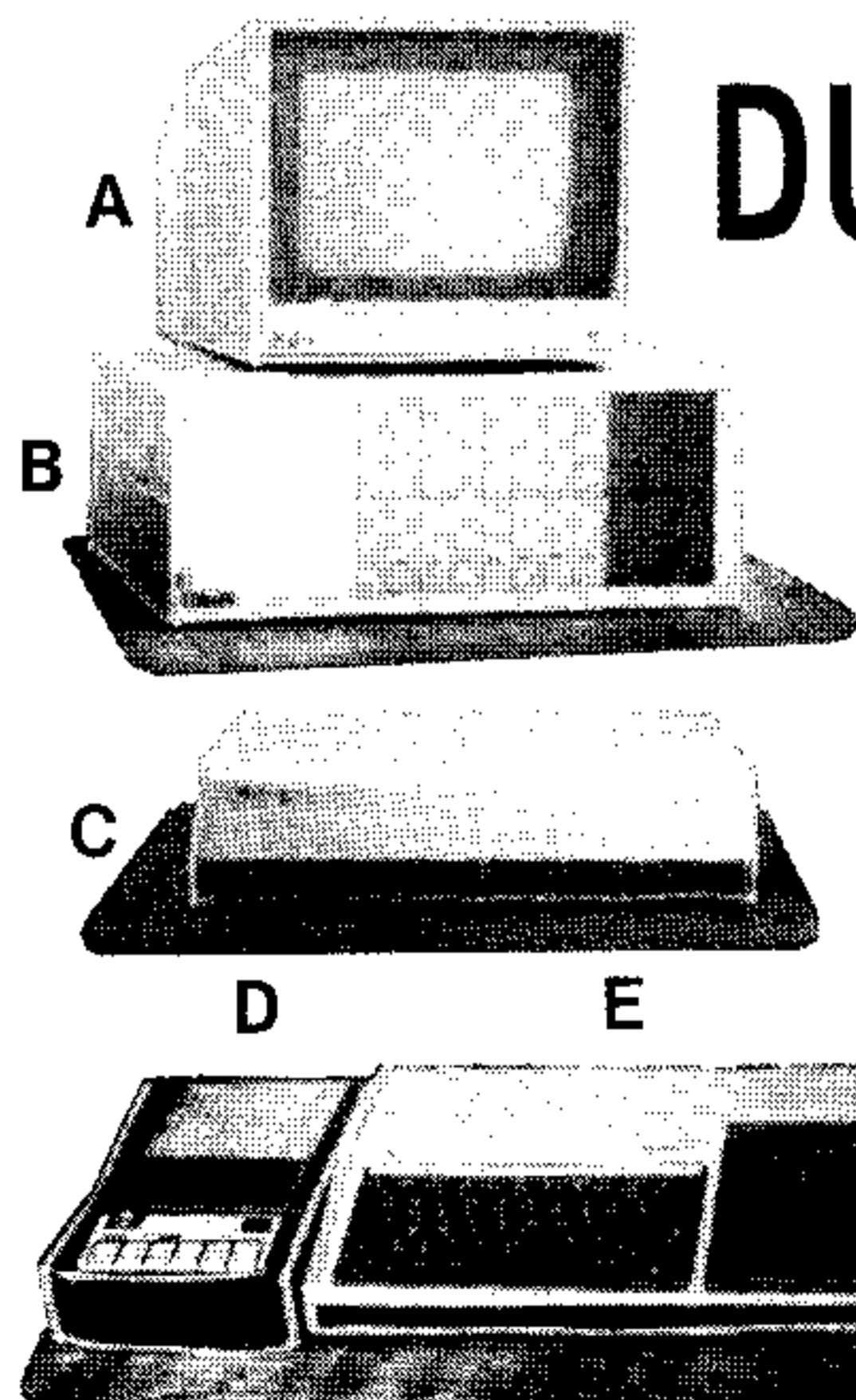


Low cost

Only \$5.95

plus \$1.00 each for postage and handling.

Cassette Compatibility At Last!



DUST COVERS

Features:

- Equipment Protection
- Handsome Appearance
- Custom-Fit
- Antistatic Treated
- Quality Construction

A	10" Color Monitor Cover	\$10.95
	13" Color Monitor Cover (now shown)	\$12.95
B	Peripheral Expansion Box Cover	\$12.95
C	TI's 99/4 Matrix Printer Cover (same as Epson MX-80 Cover)	\$9.95
D	Cassette Recorder Cover (1 size fits up to 10" x 6")	\$4.95
E	TI-99/4(A) Console Cover	\$8.95
F	Speech Synthesizer Cover	\$3.95
G	Peripheral box Cover (Specify: 32K Memory Expansion, RS232 Interface, or Disk Controller)	\$5.95
H	Thermal Printer Cover	\$8.95
I	Disk Memory Drive Cover	\$5.95

DEALER
INQUIRIES
INVITED

Add \$2.00 shipping/handling for
the first dustcover; 50 cents for
each additional cover.

This giant compendium of material drawn from the first publication year of *99'er Magazine* (original name) contains nearly 400 magazine-size pages chock full of valuable tips, tutorials, applications and "How-To" articles, plus 75 type-in-and-RUN computer programs in four languages (BASIC, Extended BASIC, LOGO, and Assembly) for the TI-99/4A Home Computer. The information, programming and attractive artwork contained within this first compendium have been completely revised and updated from the material as originally published. The collection also contains some new material never before published. This mammoth reference work is organized into eight comprehensive chapters--the first dealing with "Starting Out"; the next four with languages and programming; and




the remaining three covering computer-assisted instruction, game-playing, plus applications and utilities. **\$19.95**
paperback, 8 1/2 x 11; 376 pages + color plates



This newly-revised and updated selection of material drawn from the first two years of *99'er Home Computer Magazine* introduces families to the myriad of entertainment possibilities with their Texas Instruments 99/4A Home Computers. Fresh artwork and careful organization of the material make computer literacy both fun and easily attainable for family members of all ages. Neophytes will learn how to program sound effects and graphics and design their own games. Additionally, there are six complete game programs ready to be typed in and played. A unique "Programmer's Guide" appendix transforms this volume into a powerful learning tool for those who desire to go deeper into various aspects of programming. **\$5.95**
paperback, 128 pages; 5 1/2 x 8 1/2

This newly-revised and updated selection of material drawn from the first two years of *99'er Home Computer Magazine* brings together in one handy volume a wealth of material for all those interested in the educational use of the Texas Instruments Home Computer. Readers are exposed to the exciting world of Computer-Assisted Instruction (CAI) where the TI-99/4A Home Computer serves as tutor, mentor, and ever-patient helper performing tasks that range from guiding preschool children in drawing block letters to using the extensive PLATO library. The book also contains ten complete CAI programs that are ready to be typed in and used. Included in this batch is the entire program listing, syntax, and user's guide to the ASPIC language—a LOGO-like language specifically designed for teaching purposes, that is itself written in TI BASIC. A unique "Programmer's Guide" appendix (see *Family Fun* books) is included. **\$5.95**
paperback, 128 pages, 5 1/2 x 8 1/2




This book is the cure for "cyberphobia" (the fear of computers and computer-related activities) in new owners of the Texas Instruments Home Computer. After using "canned" software in the form of video game modules, home financial packages, and educational programs, most people become curious about computer programming. They want to know how to make screen graphics, generate computer music, and produce special color effects. When they try on their own, they often have problems with BASIC



This is the ideal companion to Volume 1 in the *Family Fun* series. It takes up where the first book leaves off—more tips, tutorials, attractive artwork, half a dozen game programs, plus an entertaining home bartending utility. The "Programmer's Guide" appendix adds to the learning aid material found in the first volume. **\$5.95**
paperback, 128 pages; 5 1/2 x 8 1/2

communications. This friendly, *99'er-Guide* sweeps away the mystery and quickly shows new TI owners of all ages how to get single programs up and RUNNING as fast as possible. After completing this entertaining 3-hour course, the reader will be pleasantly surprised to find that the computer has become a friend as well as a useful tool. Complete with comprehensive glossary, reference charts, and attractive illustrations throughout. **\$5.95**
paperback, 128 pages, 5 1/2 x 8 1/2



Selected Programs From This Publication Are Now Available on Cassette Tape



- All purchasers of these packages are responsible for obtaining the individual documentation and program instructions in the indicated back issues of the magazine. When an issue goes out of print, copies of the program articles will be made available for purchase.
 - If programs have been updated/enhanced since original publication, a printed copy of documentation changes will be provided with the tapes.
 - Both subscriber & non-subscriber prices are indicated. To be eligible for the lower subscriber prices, you must be a current, paid magazine subscriber. All orders will be verified prior to shipment.
 - Authors of these and future programs distributed on tape and disk will receive **Bonus Payments** based on the number of tapes sold. In fairness to them, please observe the Copyright laws, and report any incidents of "piracy" to our office.
 - Recognized TI User Groups should contact us for special bulk terms & rates. No dealers, please.
- Note: Programs in this issue will be available on a future tape release.
Use the bind-in card in the back of the magazine for your convenience in ordering.
Shipping—\$1.00 for 1st tape, 50 cents each additional. Foreign Orders Shipped Airmail—\$3.00 for 1st tape, 75 cents each additional.

PACKAGE #M2/5
From Vol. 2, No. 6 and Vol. 2, No. 7

Giant & Dwarfs (Extended BASIC)
Boa Alley (TI BASIC)
Word World (Extended BASIC)
Lost Ruins (TI BASIC)
Beeline (Extended BASIC)
M M Relocator (TI BASIC w/Mini Memory)

\$12/sub; \$20/non-sub

PACKAGE #M2/2
From Vol. 2, No. 2

Termite (TI BASIC)
Tex-Scribe (Extended BASIC)
Gold Rush (Extended BASIC)
Plotting Routines (Assembly Object Code for Mini Memory Loader)

\$12/sub; \$20/non-sub

PACKAGE #M2/4
From Vol. 2, No. 4 and Vol. 2, No. 5

Lifeline to Titan (Extended BASIC)
Night Blockade (TI BASIC)
Quintus (TI BASIC)
Space Junket (Extended BASIC)
M M Disassembler (TI BASIC w/Mini Memory)
Say & Spell (Extended BASIC)

\$12/sub; \$20/non-sub

PACKAGE #M2/1
From Vol. 2, No. 1

Up Scope (Extended BASIC)
Micro Jaws (Extended BASIC)
Knight's Tour (TI BASIC)
Screen Dump (Assembly Object Code for Mini Memory Loader)
ASPIC (TI BASIC)

\$12/sub; \$20/non-sub

PACKAGE #M2/3
From Vol. 2, No. 3

Close Encounters of the Simon Kind (TI BASIC)
Learning the Alphabet (TI BASIC)
Cyber-Dice (Extended BASIC)
Electrical Engineering Resistance (TI BASIC)

\$12/sub; \$20/non-sub

PACKAGE #M1/6
From Vol. 1, No. 6

Verbose (TI BASIC with Speech)
Color Mapping (TI BASIC)
County Fair Derby (TI BASIC)
Battle Star (Extended BASIC)
N-VADER (Extended BASIC)
Pre-School Block Letters (TI BASIC)

\$12/sub; \$20/non-sub



TI's Home Computer Software. The best way to bring the classroom home.

Keep the whole family learning with the Texas Instruments 99/4A Home Computer. Our library of exciting educational software programs goes from preschool through college and beyond. And no one offers a better educational software selection for traditional subjects or computer literacy.

Every subject in our library has been carefully developed with the help of leading educators: Scott, Foresman; Addison Wesley; Milliken; DLM; Scholastic; MECC and others. Many of their programs use synthesized speech to enhance learning.

And only the TI Home Computer has

PLATO™ Basic Skills and High School Skills courseware. Until recently, only found in schools, PLATO teaches math, reading, social studies, grammar, science — more than 108 essential courses designed to give your kids an edge in education at home.

You can even teach yourself to write your own programs for your Home Computer, using any of six available languages: TI BASIC, TI Extended BASIC, TI LOGO, UCSD Pascal, TI PILOT and TMS 9900 Assembly language.

If it's an education you want from your computer, the computer you want is from Texas Instruments.

For more information about our educational software or our broad selection of other software applications, call toll free: (800) 858-4565.

Creating useful products
and services for you.



TEXAS INSTRUMENTS

Copyright © 1983 Texas Instruments.

PLATO is a trademark of Control Data Corporation, U.S.A. Copyright © 1982, Control Data Corporation. All rights reserved. PLATO courseware is manufactured under license to Texas Instruments Incorporated.

*UCSD Pascal is a trademark of the Regents of the University of California.



When it comes to superior performance, we study our lines very carefully.

Superior printer performance is not a fluke. It evolves from analyzing printed line after printed line. Taking the time to test and retest. After 30 years of manufacturing precision parts, we know that there are no shortcuts.

And so we took the Gemini-10X and methodically put it through its 120 cps pace. We achieved a print head life of over 100 million characters with an extremely precise dot alignment creating each crisp character.

So far so good.

Next, sophisticated performance demanded versatility. A wide choice of character sets, a buffer expandable to 8K, and the ability to interface with all popular personal computers. We added macro

instruction, giving Gemini-10X the capability to perform up to 16 operations with one command. We included as standard a paper feed system that has a friction and fully adjustable tractor feed. Then we even built in the dexterity to print graphics and text on the same line.

Done.

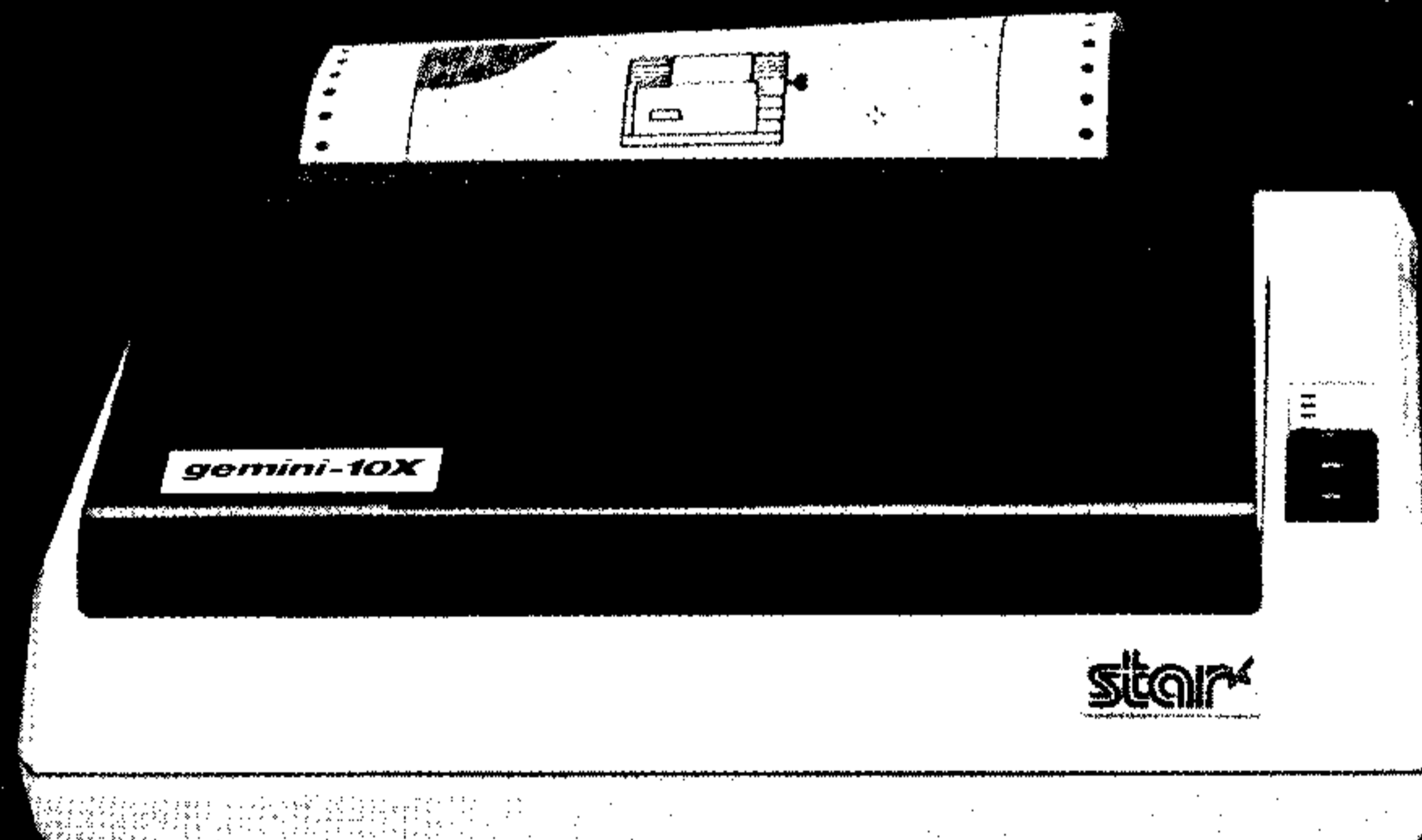
And, of course, staying the best means constant reviewing and fine-tuning. Keeping the Gemini easy to find, easy to afford and so reliable it can be warranted for up to twice as long as its major competitors.

Only the most careful engineering has built the new hard-working Gemini-10X. You'll applaud its performance.

stairTM
MICRONICS·INC

THE POWER BEHIND THE PRINTED WORD.

Computer Peripherals Division
2803 N.W. 12th Street, Dallas/Ft. Worth Airport, TX 75261





TI LOGO: It opened a door they thought was locked.

It opened a door to their minds.

The key: a Texas Instruments Learning Computer and TI LOGO, a programming language developed by TI and MIT.

In his inner-city, New York junior high classroom, teacher Steve Siegelbaum explains why it works so well.

"When they use it, they think they're teaching the machine. In reality, it's teaching them how to

learn. It definitely improves their attitude toward their other courses. Written and verbal expression improve—they're eager to show you, to tell you, what they've done."

Another teacher, Pete Rentof, adds, "What it fights is fear of failure—a mistake becomes a starting point. The whole learning process turns into a positive experience. It works."

The TI Learning Computer,

with TI LOGO and many other educational programs, is equipped to help open doors in any classroom. Including yours. For information on this remarkable system, contact: Texas Instruments Customer Relations, P.O. Box 53 Lubbock, Texas 79408.



**TEXAS
INSTRUMENTS**

© 1982 Texas Instruments