

Eastern 1992

Eastern 1992				
	Qtr 1	Qtr 2	Qtr 3	Qtr 4
Golf	\$5,000	\$2,000	\$1,500	\$2,000
Safari	\$9,000	\$6,000	\$4,000	\$5,000
Tennis	\$1,500	\$500	\$600	\$1,500
Total Sales	\$15,500	\$8,500	\$6,100	\$8,500

Western 1992

Western 1992				
	Qtr 1	Qtr 2	Qtr 3	Qtr 4
Windsurfing	\$1,800	\$5,000	\$6,500	\$1,750
Golf	\$3,500	\$2,500	\$6,430	\$4,590
Tennis	\$6,000	\$3,200	\$4,070	\$5,000
Total Sales	\$11,300	\$10,700	\$17,000	\$11,340

Eastern 1993

Eastern 1993				
	Qtr 1	Qtr 2	Qtr 3	Qtr 4
Golf	\$5,500	\$1,500	\$1,400	\$2,500
Safari	\$10,000	\$6,500	\$4,400	\$4,500
Tennis	\$1,000	\$800	\$550	\$1,000
Total Sales	\$16,500	\$8,800	\$6,350	\$8,000

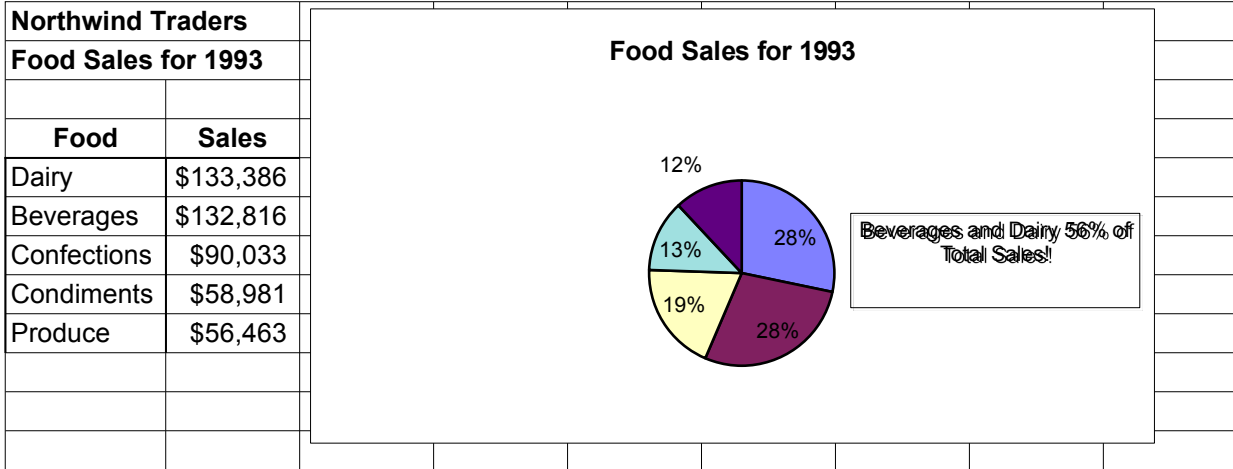
Western 1993

Western 1993				
	Qtr 1	Qtr 2	Qtr 3	Qtr 4
Windsurfing	\$1,850	\$4,000	\$5,500	\$1,550
Golf	\$1,500	\$2,500	\$4,075	\$2,500
Tennis	\$6,500	\$2,000	\$4,590	\$5,055
Total Sales	\$9,850	\$8,500	\$14,165	\$9,105

Summary

Eastern 1993				
	Qtr 1	Qtr 2	Qtr 3	Qtr 4
Golf	\$5,500	\$1,500	\$1,400	\$2,500
Safari	\$10,000	\$6,500	\$4,400	\$4,500
Tennis	\$1,000	\$800	\$550	\$1,000
Total Sales	\$16,500	\$8,800	\$6,350	\$8,000
Western 1993				
	Qtr 1	Qtr 2	Qtr 3	Qtr 4
Windsurfing	\$1,850	\$4,000	\$5,500	\$1,550
Golf	\$1,500	\$2,500	\$4,075	\$2,500
Tennis	\$6,500	\$2,000	\$4,590	\$5,055
Total Sales	\$9,850	\$8,500	\$14,165	\$9,105

Food Sales for 1993



Food Sales for 1993 (2)

Northwind Traders																			
Food Sales for 1993			<p style="text-align: center;">Northwind Traders Food Sales for 1993</p> <table border="1" style="margin: 10px auto;"> <caption>Food Sales by Category (from pie chart)</caption> <thead> <tr> <th>Category</th> <th>Percentage</th> </tr> </thead> <tbody> <tr> <td>Dairy</td> <td>28%</td> </tr> <tr> <td>Beverages</td> <td>28%</td> </tr> <tr> <td>Confections</td> <td>19%</td> </tr> <tr> <td>Condiments</td> <td>13%</td> </tr> <tr> <td>Produce</td> <td>12%</td> </tr> </tbody> </table>					Category	Percentage	Dairy	28%	Beverages	28%	Confections	19%	Condiments	13%	Produce	12%
Category	Percentage																		
Dairy	28%																		
Beverages	28%																		
Confections	19%																		
Condiments	13%																		
Produce	12%																		
Food	Sales																		
Dairy	\$133,386																		
Beverages	\$132,816																		
Confections	\$90,033																		
Condiments	\$58,981																		
Produce	\$56,463																		

Food Sales for 1993 (2)

March Home Sales

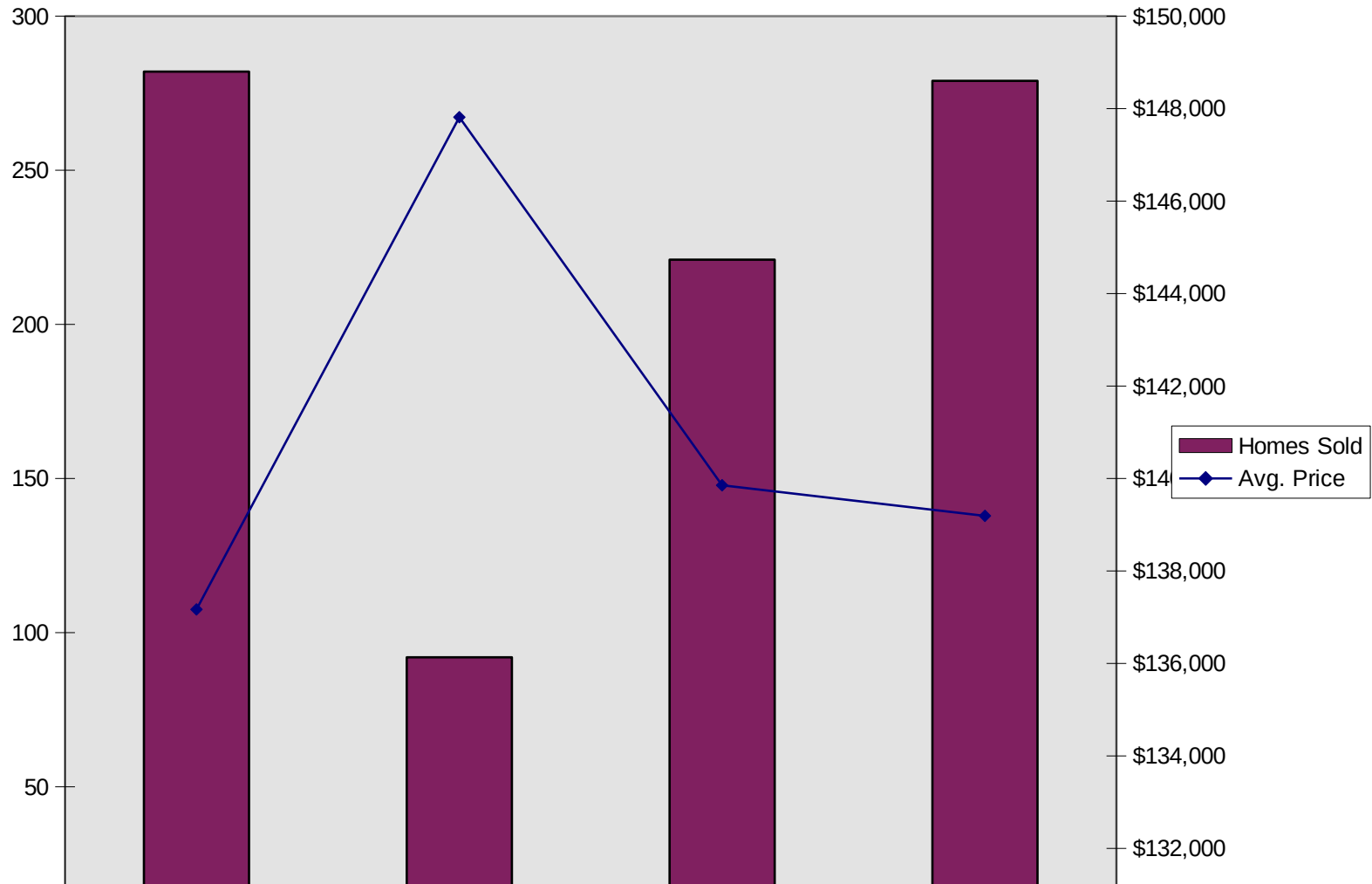
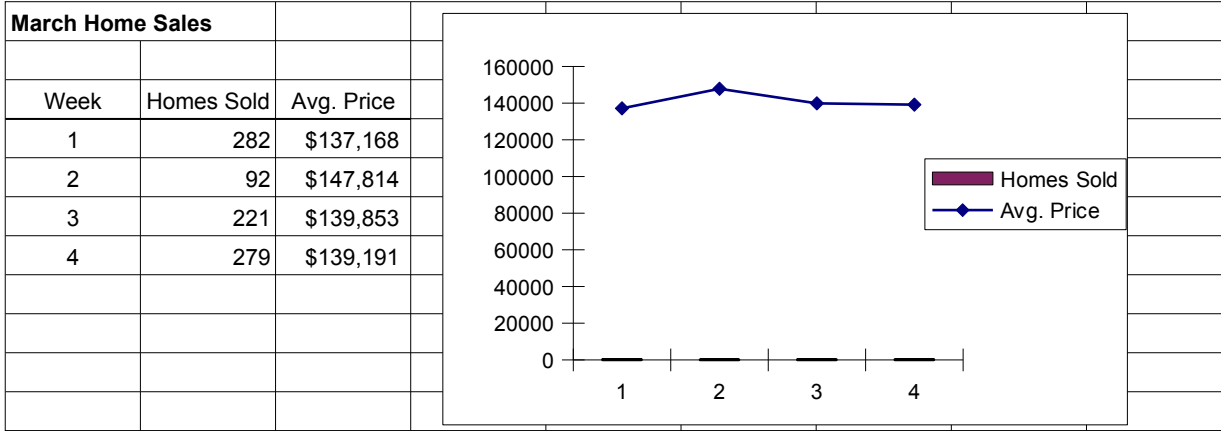


Chart2



March Home Sales



92 Sales

1992 Sales by Region					
1992	<i>Qtr 1</i>	<i>Qtr 2</i>	<i>Qtr 3</i>	<i>Qtr 4</i>	<i>Total</i>
Europe	\$32	\$35	\$43	\$35	\$145
S. America	35	30	19	23	107
Far East	46	54	49	46	195
Total	\$113	\$119	\$111	\$104	\$447

International Wholesale Sales--4th Quarter Summary		
	Sales	No. Cases
Cloudberry Liqueur	\$21,350.00	177
Green Chartreuse (Liqueur)	\$275,870.00	1379
Côte de Blaye (Red Bordeaux wine)		