

Recommendation Q.81

NUMBER IDENTIFICATION SUPPLEMENTARY SERVICES

Contents

1. Direct Dialling In (DDI)
2. Multiple subscriber number (under study)
3. Calling Line Identification Presentation (CLIP)
4. Calling Line Identification Restriction (CLIR)
5. Connected Line Identification Presentation (COLP)
6. Connected Line Identification Restriction (COLR)
7. Malicious call identification (under study)

*
* *

Recommendation Q.81

NUMBER IDENTIFICATION SUPPLEMENTARY SERVICES

1. Direct Dialling In (DDI)

1.1 Definition

Direct Dialling In (DDI) enables a user to call directly another user on a ISPBX or other private system without attendant intervention.

1.2 Description

1.2.1 General description

A part of the ISDN number, which is significant to the user, is passed to the user. This supplementary service is based on the use of the ISDN number and does not include sub-addressing.

Note - A similar method to select a terminal on a passive bus is described in the Stage 1 description of the supplementary service MSN.

Note - The caller may or may not find the ISDN number in the public directory.

Recommendation E.164 provides the flexibility for administrations to use national numbering plans of

fixed or variable number lengths. This flexibility also applies to DDI numbers, i.e. even within a given PABX DDI numbers of different lengths may appear.

The number of digits used by a PABX supporting the DDI feature is not necessarily known by their serving local exchange nor by any other entity of the public network.

The DDI number (fixed or variable length) is sent en-bloc or by overlap sending from the exchange to the PABX or other private system which finally and automatically establishes a connection to the destination without the assistance of an operator.

1.2.2 Qualifications on the applicability to Telecommunication Services

No restrictions.

1.3 Derivation of a functional model (Step 1)

1.3.1 Functional model description

Two functional models are used to show the different requirements of DDI.

Functional model 1 represents the situation where DDI is used to address a terminal on a single ISPBX connected to the public network.

Functional model 2 describes the situation where DDI is used to address a terminal within a private network consisting of several PBXs.

Although functional model 1 can be seen as a special application of model 2 it is preferred to describe the two models independently to show different situations more clearly.

FIGURE 1-1/Q.81

Two functional models for DDI

1.3.2 Description of the functional entities

FE1: Call control agent of the calling user

- FE2: Call control entity of the calling user
- FE3: DDI Access control to the private network (located in the public network)
- FE4: DDI Service control for the called user and access control in the private network
- FE5: Call control agent of the called user
- FE6: DDI Access control in the private network
- FE7: DDI Service control in the private network for the called user.

1.3.3 Relationship to basic service

The call setup procedures in the public network are mainly the same as for the basic service.

FE1 and FE2 therefore have the same functionality as CCA and CC. r1 and r2 correspond to r1 and r2 in the basic service.

FE3 includes specific functionality of DDI in the relationship r3.

FE4, FE6 and FE7 are entities in a private network that are only specified here as far as they are influenced by r3. The same applies for r4 and r5.

1.4 Information flow diagrams (Step 2)

1.4.1 Diagrams

The diagrams for model 1 are shown in Figure 1-2/Q.81.

Insert diagram

1.4.1.1 Diagrams for model 2

Insert diagram

Notes

- 2a) Optional signalling information which may be used to acknowledge seizure and/or for B channel negotiation.
- 2b) Optional signalling information which may be used to indicate complete address information.
- 2c) If not already sent, this signalling information may be sent to the originating user to indicate complete address information.
- 2d) If the PABX recognizes the receipt of complete address information, this signalling information may be sent.
- 2e) On receipt of complete address information, this signalling information may be generated by the sub-PABX. If already sent by the PABX, it will not be transferred to the originating user.
- 3) Instead of ALERTING, a CONNECT signalling information may be sent directly in case of an automatically responding terminal.
- 4) Optional early switch through of backward transmission path.

1.4.2 Definitions

The definitions for ACK, ADDRESS INFO, PROCEEDING, REPORT and SETUP are the same as for the basic service.

1.4.2.1.1 Meaning of [PROGRESS]

PROGRESS can be sent from the entity serving the called user to indicate that sufficient ADDRESS INFO was received to address a user terminal or access line. It is an unconfirmed information flow.

1.4.2.2.1 Information content of [PROGRESS]

B-channel information in r3 if not yet included in a previous sent information element.

1.5 SDL diagrams of functional entities (Step 3)

SDL diagrams are provided for FE3 covering the aspects of both functional models and giving the relation between r2 and r3. FE1 and FE2 are, as said, already covered by the basic procedures so that all aspects of DDI, that are relevant for the public network, are covered in these diagrams.

In the SDL diagrams only those procedures are described that deviate from the basic procedures.

Note 1 - Through connection is generally only done when the setup confirmation is received from the called user. This is described in option A.

In specific national applications through connection may already be done in an earlier point in time. This is covered in options B1 or B2 and requires further considerations.

Note 2 - Negotiation of a B channel is not necessarily an independent information flow. It can be combined with the first backward information flow that is required for call control. This information flow can be PROGRESS, REPORT (alerting) or SETUP.

1.6 Functional entity actions (Step 4)

1.6.1 Specific actions in FE3

1.6.1.1 Channel selection

Negotiation for the selection of a B-channel will be permitted between the network and the PABX. The selection procedure is as follows:

- a) in the SETUP Request, the network will indicate one of the following:
 - 1) channel is indicated, no acceptable alternative; or
 - 2) channel is indicated, any alternative is acceptable; or
 - 3) any channel is acceptable.
- b) In cases 1) and 2), if the indicated channel is acceptable and available, the PABX selects it for the call.

Scenario	FE1	FE2	FE3	FE4	FE5	FE6	FE7						
Call to ISPBX	TE	LE	LE	NT2	TE	-	-						
Call to private network	TE	LE	LE	-	TE	NT2	NT2						

2. Multiple subscriber number

Under study.

3. Calling Line Identification Presentation (CLIP)

3.1 General

Calling line identification presentation (CLIP) is a supplementary service offered to the called party which provides the calling party's ISDN number, possibly with sub-address information, to the called party.

3.2 Description

3.2.1 General description

When CLIP is applicable and activated, the network provides the called party with the number of the calling party at call setup on all incoming calls.

The calling party number may be accompanied by a sub-address.

The network should be capable of transmitting at least 15 digits (maximum length of an ISDN number). In addition, if provided by the calling party, the network should be capable of transmitting a sub-address. The length of the sub-address is defined in the relevant Recommendation.

The network to which the calling party belongs should attempt to ensure that enough digits are transmitted to enable the called party to return the call, based on the calling number presented.

3.2.2 Specific terminology

None identified.

3.2.3 Qualifications on the applicability to telecommunication services

This supplementary service is applicable to all telecommunication services.

It is to be noted that in the Telematic services, an exchange of terminal identification (TID) occurs at a higher layer subsequent to a successful call establishment.

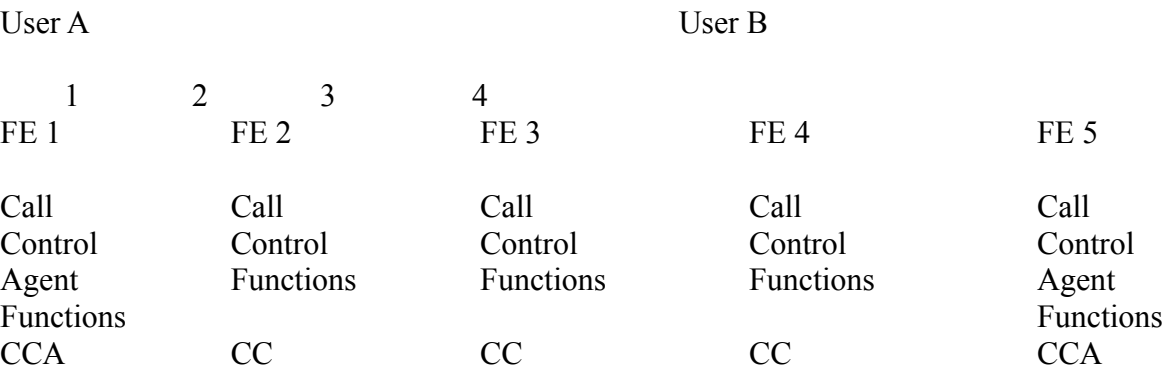
For Telematic services this supplementary service shall consist only of the access number of the calling party

and this shall be provided by the network. For other non-voice services this supplementary service is for further study. The presentation of the CLI by Telematic terminals and by other non-voice terminals is for further study.

3.3 Derivation of a functional model

This part of the description is common with the service calling line identification restriction since this service has some impact on calling line identification presentation.

The model used for illustrating the calling line identification services procedures is given below:



3.4 Information flow diagrams

The calling line identity information needed to provide the calling line identification services is normally carried in the messages used to establish the call.

The calling line identity will be delivered to the called party by his local exchange and/or ISPBX during the call establishment if the calling line identity is available and presentation is allowed.

If calling line identity is not available in the destination local or transit exchange at call request, the exchange may optionally request the calling line identity from the originating local exchange.

The specifications of functions for Calling Line Identification include adaptations for private network implementations (in a full private network environment) and mobile network implementations. Private Network/Public ISDN interworking situations are for further study.

The calling line identity is made up of a number of information units:

- the subscriber's national (ISDN) number, or
- private network (ISDN) number, or
- international ISDN number and possibly other indications only for international calls, or
- partial number (optional) (Note 2);
- optionally, sub-address information, if explicitly provided by the calling user;
- numbering plan identification;
- type of address.

In addition to the calling identity the subscriber may be given the following information:

- Presentation indicator (PI) showing:
 - a) presentation allowed, or
 - b) presentation restricted, or
 - c) number not available due to interworking (Note 1)
- Screening indicator (SI) showing:
 - a) user provided, verified and passed, or
 - b) network provided

Note 1 - The technical solutions for the various interworking arrangements with dedicated networks have not been detailed in this document.

Note 2 - For international calls the partial number may be the international prefix and the country code. For national calls the partial number may be the trunk prefix and the area code.

* In case of a national call this setup is sent to a national trunk exchange or LE-B; FE3 is not needed.

FIGURE 6-1/Q.81

Calling line identification presentation (CLIP) - Stage 2
Information flows for combined public and private configurations

FIGURE 6-2/Q.81
Calling line identification presentation (CLIP) - Stage 2

Private network

Note 1 - The information flow contains:

- no information (should not be permitted for DDI-ISPBX in some networks);
- part of the subscriber number (extension number, selection on a passive bus);
- subscriber number;
- national number indicators;
- international number (for mobile application);
- numbering plan identification;
- type of address;
- presentation indicator (optional). Optional: sub-address.

Note 2 - The information flow contains:

- national number;
- if present: sub-address;
- international number;
- presentation indicator (allowed/restricted/not available due to interworking);
- screening indicator (network provided/subscriber provided, verified and passed);
- type of address;
- numbering plan identification.

Note 3 - The information flow contains:

- international number;
- no information (e.g. presentation restriction)
- if present: sub-address;
- presentation indicator (allowed/restricted/not available due to interworking);
- screening indicator (network provided/subscriber provided, verified and passed);
- type of address;
- numbering plan identification.

Note 4 - The information flow contains:

- no information;
- national number (for national calls);
- international number (for international calls);
- if present: sub-address;
- presentation indicator (allowed/restricted/not available due to interworking);
- screening indicator (network provided/subscriber provided, verified and passed);
- type of address;
- numbering plan identification.

Note 5 - The information flow contains:

- no information;
- part of the extension number (e.g. selection on a passive bus);
- extension number or private network number;
- optional: sub-address;
- type of address;
- numbering plan identification.

Note 6 - The information flow contains:

- extension number or private network number;

- if present: sub-address;
- presentation indicator (allowed/restricted/not available due to interworking);
- screening indicator (network provided/subscriber provided, verified and passed);
- type of address;
- numbering plan identification.

3.5 SDL diagrams for functional entities

FE 2 - Determination of the calling line identity - originating side

The ability of an ISDN component to determine the calling line identity and if present, the sub-address. In public network the calling line identity is the national ISDN number, in private network the private network number and in mobile network the international ISDN number.

FE 3 - Determination of the international calling line identity

The ability of an ISDN component to determine the international calling line identity and if present, the sub-address.

FE 4 - Determination of the calling line identity - destination side

The ability of an ISDN component to determine the calling line identity and if present, the sub-address. In some networks the calling line identity given to an extension user connected to an ISPBX shall include outgoing prefix if the call is originated or passed through the public network.

FIGURE 6-3/Q.81

FE2

CL = Calling line
PI = Presentation indicator
SI = Screening indicator

FIGURE 6-4/Q.81 (2 of 2)

FE3

CL = Calling line
PI = Presentation indicator
SI = Screening indicator

FIGURE 6-5/Q.81

Notes to Table

Note A - No information about the identity of the calling party is sent to the called party.

Note B - Set PI - Presentation restricted, address information will not be presented to the called party.

Note 1 - Presentation may be restricted due to national regulations or presentation restriction.

Presentation restriction may be overridden due to the called party's category (e.g. police).

Note 2 - The request option is not supported by private networks (CL identity is always included). The request option is not defined by Study Group XVIII.

Note 3 - In the case where the address information is not available due to interworking, only the indicators are presented to the user.

3.6 Functional entity actions

3.6.1 Functional entity actions for FE 2

- Check if calling line identity is provided from the user;
- verify (and complete) calling line identity;
- set PI and SI;
- set type of number.

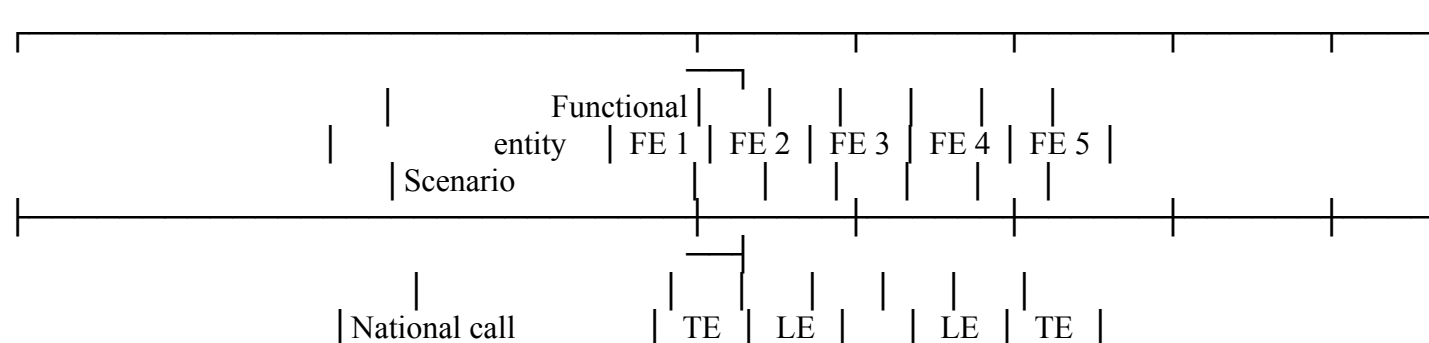
3.6.2 Functional entity actions for FE 3

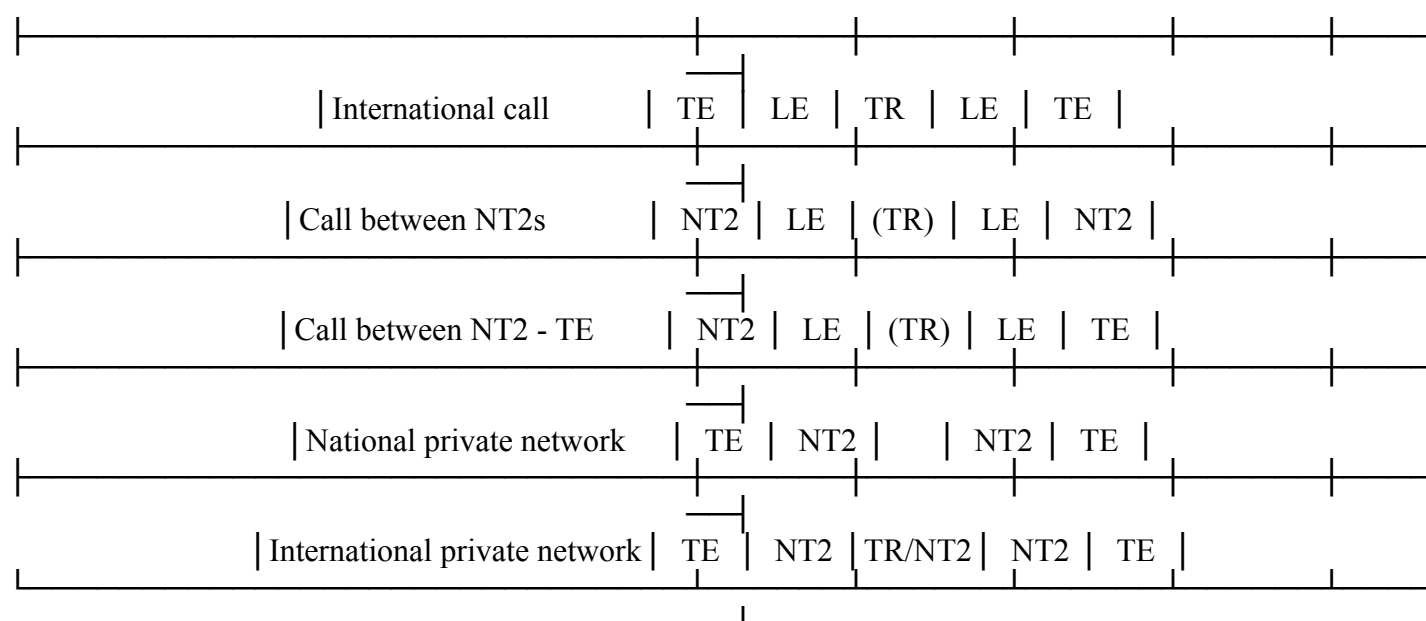
- Check if calling line identity may be passed between administrations;
- at the originating side: provide international number;
- at the destination side: add international prefix.

3.6.3 Functional entity actions for FE 4

- Check CLIP subscription;
- check if calling line identity is provided from FE3;
- request the calling line identity (optional);
- check for CLIR and if presentation is allowed pass CLI to FE5.

3.7 Allocation of functional entities to physical location





Note - (TR) means that this functional entity is included in the case of international calls.

4. Calling Line Identification Restriction (CLIR)

4.1 General

Calling line identification restriction (CLIR) is a supplementary service offered to the calling party to restrict presentation of the calling party's ISDN number and sub-address to the called party.

4.2 Description

4.2.1 General description

When CLIR is applicable and activated the originating node provides the destination node with a notification that the calling party's ISDN number and any sub-address information is not allowed to be presented to the called party. In this case no calling party number is included in the call offering to the called party's installation.

Note - When CLIR is subscribed to, some network providers may not wish to send the originating identity of the calling customer to other network providers.

Calling line identification restriction includes two options:

- i) presentation restriction for all calls;
- ii) temporary presentation restriction.

The presentation indicator is included in the SETUP req. ind. Information Flow received from the calling user. When no indicator is present a default value is used as follows.

The presentation indicator is stored in the public network (local exchange) as a default value for each user. The default value may be "presentation allowed" or "presentation restricted". This default value may

be changed only by the network provider.

The first option is considered a minimum implementation.

The second option gives the calling user a possibility on a per call basis to override the default presentation indicator value stored in the public network. This option may be available on a subscription basis or generally.

4.2.2 Specific terminology

None identified.

4.2.3 Qualifications on the applicability to telecommunication services

None identified; i.e., this supplementary service is applicable to all telecommunication services.

The service calling line identification restriction has impact on the service calling line identification presentation, and therefore, the rest of the description is common for the two services. This part is presented in the CLIP description.

5. Connected Line Identification Presentation (COLP)

5.1. General

Connected Line Identification Presentation (COLP) is a supplementary service offered to the calling party which provides the connected party's ISDN-number to the calling party.

5.2 Description

5.2.1 General description

When COLP is applicable and activated, the network provides the calling party with the number of the connected party when the called party responds positively to the incoming call. The network should be capable of transmitting at least 15 digits (maximum length of an ISDN number).

5.2.2 Specific terminology

None identified.

5.2.3 Qualifications on the applicability to telecommunication services

This supplementary service is applicable to all telecommunication services.

It is to be noted that in the Telematic services, an exchange of Terminal Identification (TID) occurs at a higher layer subsequent to a successful call establishment.

For Telematic services, this supplementary service shall consist only of the access number of the connected party and this shall be provided by the network. For other non-voice services, this supplementary service is for further study. The presentation of the COLI by Telematic terminals and by other non-voice terminals is for further study.

5.3 Derivation of a functional model

This part of the description is common with the service Connected Line Identification Restriction (COLR) since this service has some impact on Connected Line Identification Presentation.

The model used for illustrating the "Connected Line Identification Services" procedures is given in Figure 5-1/Q.81 below.

FIGURE 5-1/Q.81

Model for Connected Line Identification Services

5.4 Information flow diagrams

The Connected Line Identity information needed to provide the Connected Line Identification Services is normally carried in the messages indicating that the call has been answered.

The original Connected Line Identity will be delivered to the calling party by his local exchange and/or ISPBX when the call enters the active state if the Connected Line Identity is available and presentation is allowed.

If Connected Line Identity is not available in the originating local or transit exchange at call connection time, the exchange may optionally request the Connected Line Identity from the destination local exchange.

The specifications of functions for COLP include adaptations for private network applications (in a full private network environment) and mobile network applications. Private Network/Public ISDN interworking situations are for further study.

The Connected Line Identity is made up of a number of information units:

- the subscriber's national (ISDN) number, or
- private network number, or
- international ISDN-number and possibly other indications only for international calls, or
- partial number (optional) (Note 2);
- optionally, sub-address information, if explicitly provided by the calling user;
- numbering plan identification;
- type of address.

In addition to the Connected Line Identity, the subscriber may be given the following information:

- Presentation Indicator showing:
 - a) presentation allowed, or
 - b) presentation restricted, or
 - c) number not available due to interworking (Note 1);
- Screening Indicator showing:
 - a) User provided, verified and passed, or
 - b) network provided.

Note 1 - The technical solutions for the various interworking arrangements with dedicated networks have not been detailed in this Recommendation.

Note 2 - For international calls, the partial number may be the international prefix and the country code. For national calls, the partial number may be the trunk prefix and the area code.

In case of a national call, the FE3 is not needed.

FIGURE 5-2/Q.81

Information flows for combined public and private configurations

FIGURE 5-3/Q.81

Information flows for private network configurations

Note 1 - The information flow contains:

- no information (should not be permitted for DDI-ISPBX in some networks);
- part of the subscriber number (extension number, selection on a passive bus);
- subscriber number;
- national number;
- international number (for mobile applications);
- numbering plan identification;
- type of address;
- presentation indicator;
- optional: sub-address.

Note 2 - The information flow contains:

- national number;
- if present: sub-address;
- international number;
- presentation indicator (allowed/restricted/not available due to interworking);
- screening indicator (network provided/subscriber provided, verified and passed);
- type of address;
- numbering plan identification.

Note 3 - The information flow contains:

- international number;
- no information (e.g., presentation restriction);
- if present: sub-address;
- presentation indicator (allowed/restricted/not available due to interworking);
- screening indicator (network provided/subscriber provided);
- type of address;
- numbering plan identification.

Note 4 - The information flow contains:

- no information (depending on indicators);
- national number (for national calls);
- international number (for international calls);
- if present: sub-address;
- presentation indicator (allowed/restricted/not available due to interworking);
- screening indicator (network provided/subscriber provided, verified and passed);
- type of address;
- numbering plan identification.

Note 5 - The information flow contains:

- no information;
- part of the extension number (e.g., selection on a passive bus);
- extension number or private network number;
- optional: sub-address;
- type of address;
- numbering plan identification.

Note 6 - The information flow contains:

- extension number or private network number;
- if present: sub-address;

- presentation indicator (allowed/restricted/not available due to interworking);
- screening indicator (private network provided/user provided, verified and passed);
- type of address;
- numbering plan identification.

5.5 SDL diagrams for functional entities

FE4 - Determination of the Connected Line Identity - Destination side

The ability of an ISDN component to determine the Connected Line Identity and if present, the sub-address. The Connected Line Identity may contain prefixes. In public network, the Connected Line Identity is the national ISDN Number, in private network the private Network Number and in mobile network the International ISDN Number.

FE3 - Determination of the International Connected Line Identity

The ability of an ISDN component to determine the International Connected Line Identity and if present, the sub-address.

FE2 - Determination of the Connected Line Identity - Originating side

The ability of an ISDN component to determine the Connected Line Identity and if present, the sub-address. In some networks, the Connected Line Identity sent to an extension connected to an ISPBX shall contain the outgoing prefix.

FIGURE 5-4/Q.81

FE4 - Determination of the connected line identity -
destination side

FIGURE 5-6/Q.81 (1 of 2)

FE3 - Determination of the international connected
line identity

FIGURE 5-6/Q.81 (2 of 2)

FE3 - Determination of the international connected
line identity

FIGURE 5-7/Q.81

FE2 - Determination of the connected line
identity - originating side

5.6 Functional entity actions

5.6.1 Functional entity actions for FE2

- Check COLP subscription;
- check if Connected Line is provided;
- request Connected Line Identify (optional);
- check for COLR and if presentation allowed, pass COLI to FE1.

5.6.2 Functional entity actions for FE3

- Check if Connected Line Identity may be passed between administrations;
- at the destination side: provide international number;
- at the originating side: add international prefix.

5.6.3 Functional entity actions for FE4

- Check if Connected Line Identity is provided from the user;
- verify (and complete) Connected Line Identity;
- set PI and SI;
- set type of number.

5.7 Allocation of functional entities to physical location

Scenario	FE 1	FE 2	FE 3	FE 4	FE 5
National Call	TE	LE	LE	TE	
International Call	TE	LE	TR	LE	TE
Call between NT2s	NT2	LE	(TR)	LE	NT2
Call between NT2 - TE	NT2	LE	(TR)	LE	TE
National Private Network	TE	NT2		NT2	TE

| International Private Network | | | | | TE | | NT2 | | TR/NT2 | | NT2 | | TE | |

Note - (TR) means that this Functional Entity is included in the case of international calls.

6. Connected Line Identification Restriction (COLR)

6.1 General

Connected Line Identification Restriction (COLR) is a supplementary service offered to the connected party to restrict presentation of the connected party's ISDN number to the calling party.

6.2 Description

6.2.1 General description

When COLR is applicable and activated, the destination node provides the originating node with a notification that the connected party's ISDN number is not allowed to be presented to the calling party. In this case no connected party number is included in the call connected information to the calling party's installation.

Note - When COLR is subscribed to, some network providers may not wish to send the identity of the connected customer to other network providers.

Detailed descriptions of functions and information flows

Connected line identification restriction includes two options:

- i) presentation restriction for all calls;
- ii) temporary presentation restriction.

The presentation indicator is included in the SETUP conf. resp. Information Flow received from the called user. When no indicator is present, then a default value is used as follows.

The presentation indicator is stored in the public network (local exchange) as a default value for each user. The default value may be "presentation allowed" or "presentation restricted". This default value may be changed only by the network provider.

The first option is considered a minimum implementation.

The second option gives the user who receives (and accepts) the call, a possibility on a per call basis to override the default presentation indicator value stored in the public network. This option may be available on a subscription basis or generally.

The service connected line identification restriction has impact on the service connected line identification presentation, and therefore, the rest of the description is common for the two services. This part is presented in the COLP description.

6.2.2 Specific terminology

None identified.

6.2.3 Qualifications on the applicability to telecommunications services

None identified; i.e., this supplementary service is applicable to all telecommunication services.

7. Malicious call identification

Under study.
