

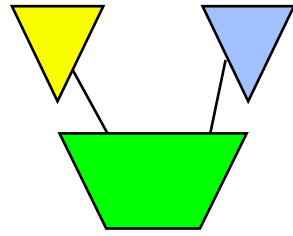
Exercise

- Open the Store database and copy the m-customer dataset into a file called Custfile
- Then look at the contents of Custfile



Exercise

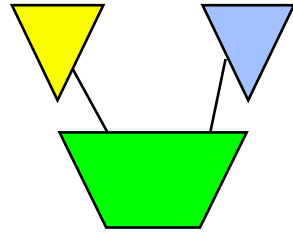
GET versus CHAIN: quick, choose one!



- Ord-Line detail dataset has 2.3 million records of 308 bytes
- Ordfile has 162,000 key values which will select 261,000 records
- ```
chain ord-line, ord-num=my-table
table my-table, ord-num, file-ordfile
output myfile
xeq
```
- ```
get    ord-line
table  my-table, ord-num, file, ordfile
if     $lookup(my-table, ord-num)
sort   ord-num
output myfile
xeq
```

Exercise

Create a listing of the Alberta customers



- Create the following report from the STORE database:

Mar 20, 1995 20:32


Alberta Customers

Page 1


Account#	Name	City
10004	Rogers	Edmonton
10005	Coyle	Edmonton
10006	Frahm	Calgary
10007	Tiernan	Calgary
10015	Young	Edmonton
10016	Bamford	Edmonton
10017	Morrison	Calgary
10018	Johnston	Calgary

Exercise

Duplicates, Duplicates, Duplicates, Duplicates




- Exercise 1: Create a list of all the states/provinces in which we have customers.
- Exercise 2: List all the dates on which we made more than one sale.
- Bonus Exercise 3: List all the sales made on those dates.
Hints: requires two passes, and the Table command



Suprlink Exercise 1

- From the Store database, find all the products of British Columbia suppliers with inventories less than 20
- You should include the product number, quantity in stock, as well as the supplier's name and number





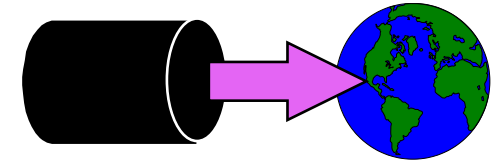
Suprlink Exercise 2

- Add the product price to the list in Exercise 1 (page 31)

SUPPLIER-	PRODUCT-N	ON-HAND-QTY	SUPPLIER-NAME
5051	50512501	7	Makita Canada Inc.
5051	50511501	5	Makita Canada Inc.
5051	50512001	2	Makita Canada Inc.
5051	50513001	3	Makita Canada Inc.
5052	50521001	10	Black & Decker
...			



HTML Exercise



- Create an HTML Table that looks like this:

The screenshot shows a Microsoft Internet Explorer window titled "Purchase History - Microsoft Internet Explorer". The address bar shows "C:\TEMP\foo.html". The main content area displays a table with the following data:

Acct #	Surname	Given Name	Credit Limit	Total Amount Purchased	# of Purchases	Earliest Purchase	Latest Purchase
10003	Melander	John	2500.00	497.17	3	10-16-95	10-16-95
10010	Humphreys	Wayne	2000.00	79.70	1	10-20-95	10-20-95
10016	Bamford	Tara	2000.00	243.53	2	10-20-95	10-20-95
10020	Nisbet	Walley	2000.00	391.28	2		10-28-95

The status bar at the bottom shows "Done" and "My Computer".

HowMessy Exercise #1 (Master)

Data Set	Type	Capacity	Entries	Load Factor	Secon-Max daries Blks (Highwater)	Blk Fact		
A-MASTER	Ato	14505679	9709758	66.9%	36.8% 2395	29		
	Search Field	Max Chain	Ave Chain	Std Dev	Expd Blocks	Avg Blocks	Ineff Ptrs	Elong-ation
	MASTER-KEY	37	1.58	1.26	1.00	1.88	48.5%	1.88

HowMessy Exercise #2 (Detail)

Data Set	Type	Capacity	Entries	Load Factor	Secon-daries (Highwater)	Max Blks	Blk Fact		
D-ITEMS	Det	620571	119213	19.2%	(242025)		7		
		Max	Ave	Std	Expd	Avg	Ineff	Elong-	
	Search Field	Chain	Chain	Dev	Blocks	Blocks	Ptrs	ation	
S !	ITEM-NO		3	1.00	0.02	1.00	1.00	0.0%	1.00
S	SUPPLIER-NO	23	8.07	3.25	1.77	3.30	28.4%	1.86	
	LOCATION	5938	11.62	63.64	2.24	2.53	13.2%	1.13	
	BO-STATUS	9999999999.99	0.00	17031.00	17047.00	14.3%	1.00		
	DISCOUNT	99999	120.18	1337.15	3.73	39.37	31.9%	10.55	