

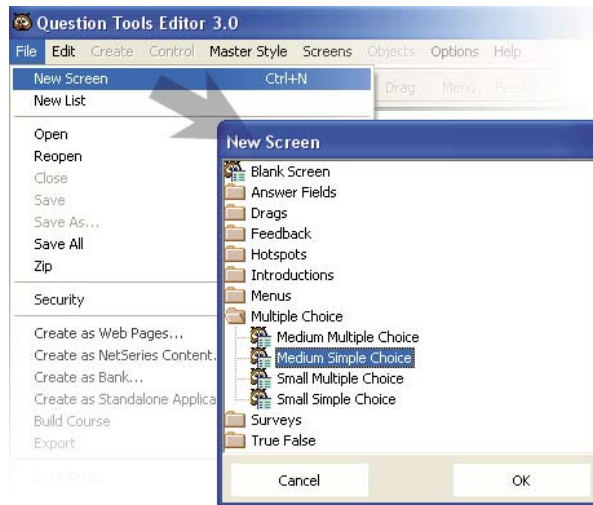
Multiple Choice



How to

How do I create a Multiple Choice question?

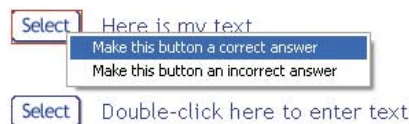
- **Select New Screen from the File menu,** click on one of the Simple Choice templates from the list that appears, and then press the OK button.



- **Edit the text on the screen.** To do this you double-click on the text area you wish to edit. You can press the Tab button on your keyboard to move between text areas.

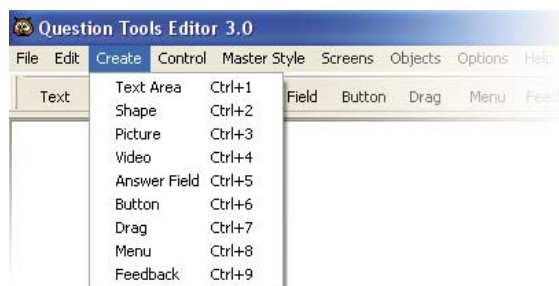


- **Click on the first button using the right mouse button** to set it as a correct or incorrect answer



- Click on the **next button** and set this as correct or incorrect.

- **Need more buttons and text?** You can use the Create menu, or you can duplicate existing buttons and text areas using Duplicate from the Edit menu.



- **Want to change the way it looks?** Just select a different style from the Master Style menu.





Multiple Choice

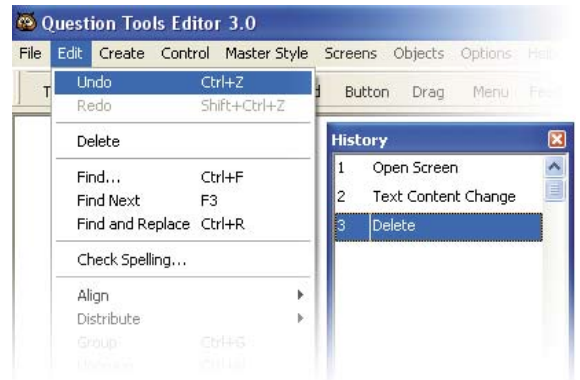
How to

www.questiontools.com

- **Too many buttons or text areas?** Select the buttons or Text Areas you do not and then select Delete from the Edit menu.



- **Deleted the wrong thing?** You can always use Undo from the Edit menu. Alternatively, you can select History from the Options menu. This shows your actions and allows you to undo and redo the last 50 actions for each screen.



- Remember to **save your screen** (Save from the File menu).



- **Test your screen.** Press the Play tab and try to answer your question. Use the Mark and Cheat buttons to see how your screen works. Press the Layout tab when you want to return to editing.

